

SEATTLE SEAHAWKS



2000 MEDIA GUIDE





2000 SEATTLE SEAHAWKS SCHEDULE

Preseason Schedule

<u>DAY</u>	<u>DATE</u>	<u>GAME</u>	<u>TIME (PT)</u>	<u>TV</u>
Saturday	Aug. 5	Indianapolis Colts	5:00 p.m.	KING TV
Saturday	Aug. 12	at Arizona Cardinals	7:00 p.m.	KING TV
Saturday	Aug. 19	San Francisco 49ers	8:00 p.m.	KING TV
Thursday	Aug. 24	at Oakland Raiders	6:00 p.m.	KING TV

Regular Season Schedule

<u>DAY</u>	<u>DATE</u>	<u>GAME</u>	<u>TIME (PT)</u>	<u>TV</u>
Sunday	Sept. 3	at Miami Dolphins	1:15 p.m.	CBS
Sunday	Sept. 10	St. Louis Rams	1:15 p.m.	FOX
Sunday	Sept. 17	New Orleans Saints	1:15 p.m.	FOX
Sunday	Sept. 24	at San Diego Chargers	1:15 p.m.	CBS
Monday	Oct. 2	at Kansas City Chiefs	6:00 p.m.	ABC National
Sunday	Oct. 8	at Carolina Panthers	1:15 p.m.	CBS
Sunday	Oct. 15	Indianapolis Colts	1:05 p.m.	CBS
Sunday	Oct. 22	at Oakland Raiders	1:05 p.m.	CBS
Sunday	Oct. 29	Kansas City Chiefs	1:15 p.m.	CBS
Sunday	Nov. 5	San Diego Chargers	1:15 p.m.	CBS
Sunday	Nov. 12	at Jacksonville Jaguars	10:05 a.m.	CBS
Sunday	Nov. 19	BYE		
Sunday	Nov. 26	Denver Broncos	1:15 p.m.	CBS
Sunday	Dec. 3	at Atlanta Falcons	10:05 a.m.	CBS
Sunday	Dec. 10	at Denver Broncos	1:05 p.m.	CBS
Saturday	Dec. 16	Oakland Raiders	1:05 p.m.	CBS National
Saturday	Dec. 23	Buffalo Bills	5:35 p.m.	ESPN National

INDEX

Action Sports Media	349
Allen, Paul G.....	4
Biographies, 2000 Draft Choices	105-114
Biographies, Assistant Coaches.....	20-31
Biographies, Veteran Players.....	35-104
Biography, Pro Football Hall of Fame Inductee.....	292
Brown, Nathaniel T. "Buster" Brown.....	7
Career Top Ten.....	253-258
Community Outreach.....	340-343
Draft Summaries, All-Time.....	115-121
EndZone Store.....	348
First & Goal.....	353
Flood, Mike.....	7
Franchise History.....	243-252
Game Summaries, 1999.....	138-153
Holmgren, Mike.....	18-19
Honors, 1999.....	171
Honors, All-Time.....	287-291
How Built.....	34
Key Dates.....	355-357
Largent Award.....	287
Leaders, Yearly.....	259-265
Leigh, Richard.....	7
McLean, Duane.....	6
Opponents, 2000.....	354
Opponent Performances.....	276-283
Overtime Games.....	229-230
Patrick, Scott.....	8
Patton, Jody.....	4
Playoff Summaries.....	231-238
Preseason Results.....	239-242
Preseason TV.....	345
Prime Time Record.....	286
Pro Bowl.....	289
Radio Network.....	346
Records, Attendance.....	284
Records, Defensive.....	316-320
Records, Head Coaches.....	29
Records, Individual.....	294-306
Records, Opponent Individual.....	319-322
Records, Postseason.....	323-336
Records, Team.....	307-320
Reinfeldt, Mike.....	6
Review, All-Time.....	173-221
Ring of Honor.....	287
Roster, Coaches, All-Time.....	126-127
Roster, Players, All-Time.....	127-136
Roster, Alphabetical.....	32
Roster, Numerical.....	33
Schedule, 2000 NFL.....	358-362
Seahawks Academy.....	344
Seahawks Headquarters.....	352
Series Breakdowns.....	222-226
Standings, 1999 NFL Regular Season.....	172
Statistics, 1999 Seahawks.....	138-171
Thompson, Ted.....	8
Ticket Information.....	358
Top Performances.....	266-275
Trades, All-Time.....	122-125
Training Camp.....	242
Versus NFL.....	228
Web Site.....	348
Whitsitt, Bob.....	5
Wright, Gary.....	8

All photos by Corky Trewin, Vernon Cheek, Lane Gammel, Kathleen King (Paul Allen and Jody Patton) Brett Patterson & Evan Wilcox (Bob Whitsitt).

The 2000 Seahawks media guide was compiled, edited, designed and written by Dave Pearson, Steve Wright, Lane Gammel, Vernon Cheek and Julie Barber. Printing and production provided by Harris Press (Nashville, Tennessee). Special thanks to Don Andersen, Gary Wright and Dave Neubert, former public relations directors.

ADMINISTRATION

Chairman	Paul G. Allen
President	Bob Whitsitt
Sr. Vice President	Mike Reinfeldt
Sr. Vice President/ Marketing Operations	Duane McLean
Vice President/Chief Financial Officer	Nathaniel T. "Buster" Brown
Vice President/Community Outreach/Facilities	Mike Flood
Vice President/General Counsel	Richard Leigh
Vice President/Corporate Sales	Scott Patrick
Vice President/Football Operations	Ted Thompson
Vice President/Communications	Gary Wright
Director of Human Resources	Cindy Kelley
Human Resources Coordinator	Sarita Carter
Executive Assistants	Charlotte Kores, Kim Lindbeck
Fields Director	Jay Warnick
Facilities Manager	John Behrens
Fields/Projects Coordinator	Brent Hanson
Fields/Maintenance Coordinator	Duc Dinh
Travel Agent	Sue Hart
Director of Security	Hal Kulgren
Security Assistant	James Yoshida
Receptionist	Natalie Thomas
Mail Room Clerk/Receptionist	Mandy Hart, Connie Weber
Team Chef	George Sybrant

BUSINESS

Controller	Karen Beckman
Accountant	William Saguilla
Accountant	John Shankar
Accounting Administrator	Danielle Patterson
Accounting Payables	Amber Adcock

INFORMATION SYSTEMS

Director of Information Systems	Michael Johnson
Information Systems Manager	Sterling Monroe
Information Systems Administrator	Steve Steensma
Information Systems Administrator	Allen Olson
Database Administrator	Robert Ullman

PUBLIC RELATIONS

Director of Public Relations	Dave Pearson
Assistant Director of Public Relations	Steve Wright
Public Relations Assistant	Lane Gammel
Administrative Assistant/Public Relations	Julie Barber
Interns	Trent Kirchner, Ben Maurer

COMMUNITY OUTREACH

Director of Community Outreach	Sandy Gregory
Assistant Director of Community Outreach	Paul Johns
Director of Player Programs/Alumni	Nesby Glasgow
Community Outreach Coordinator	Kaarta Maron
Administrative Assistant/Community Outreach	Lauri Perry
Director of Sea Gals/Entertainment	Sherri Thompson
Team Mascot	Dave Stogdill

MARKETING

Director of Business Development	Doug Ramsey
Director of Sponsor Sales	Kevin Williams
Director of Corporate Sales	Doug Smith
Corporate Sales Manager	Mace Aluia, Giles Dowden, Evan Harding, Dave Resnick, Susan Short
Operations/Marketing Coordinator	John Webb
Account Manager	Mike MacCulloch
Sponsorship Client Service Manager	Gina Martinez
Database Marketing Manager	Emily Forster
Senior Account Coordinator	Patience Jones
Account Coordinators	Brock Brady, Tirza Sanchez
Executive Assistant-Marketing	Patti Sipes
Receptionist Marketing Center	Shellie Roberts

BROADCASTING

Director of Broadcasting.....	Mike Wacker
Broadcasting/Gameday Operations Manager.....	Rick Crawford
Broadcast Coordinator.....	Brian O'Connel

TICKETS

Director of Suite Sales & Services.....	Ron Jenkins
Executive Assistant/Suite Sales Coordinator.....	Lisa Balmes
Director of Ticket Operations/Sales.....	Chuck Arnold
Box Office Manager.....	Erin Wilshusen
Ticket Operations Coordinators.....	Stacey Broderson, Kristine Davison, Darin Solinsky
Ticket Sales Staff.....	Chris Lawrence, Richard McDonald, Todd Priebe, John Roche, Casey Shaw

RETAIL STORE

Manager of Merchandise Retail Operations.....	Lisa Gallegos
EndZone Store Co-Manager.....	Susan Havens
EndZone Store Co-Manager.....	Sue Harris
Merchandise Coordinator.....	Grant Ellsworth

COACHING STAFF

Executive VP/General Manager & Head Coach.....	Mike Holmgren
Assistant Head Coach/Offensive Line.....	Tom Lovat
Offensive Coordinator.....	Gil Haskell
Defensive Coordinator.....	Steve Sidwell
Special Teams Coordinator.....	Pete Rodriguez
Defensive Line.....	Larry Brooks
Offensive Quality Control.....	Jerry Colquitt
Wide Receivers.....	Nolan Cromwell
Linebackers.....	Ken Flajole
Assistant Special Teams/Strength & Conditioning.....	Johnny Holland
Strength & Conditioning.....	Kent Johnston
Tight Ends.....	Jim Lind
Defensive Quality Control.....	Clayton Lopez
Running Backs.....	Stump Mitchell
Defensive Backs.....	Dick Roach
Quarterbacks.....	Mike Sheppard
Assistant Strength & Conditioning.....	Rod Springer

SCOUTING

Director of Player Personnel.....	John Schneider
Director of College Scouting.....	Scot McCloughan
Director of Pro Personnel.....	Will Lewis
Assistant Director of Pro Personnel.....	Tag Ribary
Pro Personnel Assistant.....	John Jamison
Area Scouts.....	Bucky Brooks, Derrick Jensen, Matt Malaspina, Mike Murphy, John Peterson, Eric Stokes
Administrative Assistant/Pro Personnel.....	Teresa Widner
College Scouting Administrator.....	Kirk Parrish
Scouting Assistants.....	Mike Peterson, Joe Whitesel

FOOTBALL SUPPORT STAFF

Head Athletic Trainer.....	Paul Federici
Associate Athletic Trainer.....	Sam Ramsden
Assistant Athletic Trainers.....	James Oglesby, Ken Smith
Strength & Conditioning Assistant.....	Todd Pratt
Director of Video.....	Thom Fermstad
Assistant Director of Video.....	Todd Walkenhorst
Video Assistant.....	Brad Campbell
Equipment Manager.....	Erik Kennedy
Assistant Equipment Manager.....	Brad Melland
Equipment Assistants.....	Jeff Bower, Mark McDaniel
Administrative Assistant Football Operations/Travel.....	Bill Naves
Assistant to the General Manager.....	Gary Reynolds
Executive Assistant/Head Coach.....	Jeanne Denkmann
Administrative Assistants/Coaching.....	Jane Lin, Tom Headlee
Head Team Physician.....	Dr. Kevin Auld
Team Physicians.....	Dr. Stan Herring, Dr. Ed Khalfayan, Dr. Brad Shoup

PAUL G. ALLEN

**Chairman,
Seattle Seahawks, Football Northwest and
First & Goal Inc.**



Paul G. Allen owns and invests in a suite of companies exploring the potential of digital communications and a wired world. Allen's business strategy includes encouraging communication and synergy between his 140 portfolio companies for mutual benefit. His primary companies include Vulcan Ventures Inc., and Vulcan Northwest Inc., of Bellevue, Washington, and Charter Communications of St. Louis. Allen is owner of the Portland Trail Blazers NBA team and the Seattle Seahawks NFL franchise, a partner in the entertainment studio DreamWorks SKG, and holds investments in more than 140 new media companies. Allen co-founded Microsoft Corporation with Bill Gates in 1975 and served as the company's executive vice president of

research and new product development, the company's senior technology post, until 1983. Allen gives back to the community through the six Allen Charitable Foundations, which support arts, medical, forest protection and other charitable needs in the Pacific Northwest. He is the founder of Experience Music Project in Seattle and Clear Blue Sky Productions in Bellevue.

JODY PATTON

Vice Chair, First & Goal Inc.



Patton plays the lead role in the development, construction and operation of the Washington State Football/Soccer Stadium and Exhibition Center. For over 10 years Patton has supervised major construction projects as vice-chair and owner's representative for the Oregon Arena Corp., where she was instrumental in building Portland's Rose Garden and its surrounding complex, the Rose Quarter. Patton also serves as executive director of Experience Music Project, where she oversees all programming and construction of the interactive music museum. Since co-founding Paul G. Allen's management company, Vulcan Northwest, with Allen and William Savoy in 1986, Patton has developed and led a wide variety of Allen's business, charitable

and entertainment endeavors. In addition to serving as a senior advisor to Allen, Patton's responsibilities include serving as president of Clear Blue Sky Productions, and executive director of the six Allen Foundations.

The Official Web Site of the Seattle Seahawks:
Seahawks.com

BOB WHITSITT

President, Seattle Seahawks, Football Northwest and First & Goal Inc.



Bob Whitsitt is in his fourth season as President of the Seahawks. He is also president of Football Northwest and First & Goal Inc, which will manage the construction of the new stadium/exhibition center complex. In 1999, Whitsitt played a key role in the selection of Mike Holmgren as the franchise's sixth head coach. In addition to his duties with the Seahawks, he is President and General Manager of the Portland Trail Blazers of the National Basketball Association and President of Oregon Arena Corporation, which operates the Rose Garden. The Trail Blazers currently own the NBA's longest streak of consecutive playoff appearances at 18, and second longest in all of professional sports. This past season, the Blazers finished with the second-best record (59-23) in the NBA, while advancing to the Western Conference finals for the second consecutive season. The club's win total ties for the second-best mark in franchise history and the best since recording a 63-19 mark in 1990-91. Prior to joining the Blazers on July 12, 1994, he served eight seasons as the President and General Manager of the Seattle SuperSonics. Whitsitt joined the SuperSonics at age 30, making him the youngest President in the NBA, and took over a team that had won only 31 games in each of the previous two seasons and ranked last in the league in attendance. He turned the franchise into one which won 57.5 percent of their games (377-279) and made seven postseason appearances, including two trips to the Western Conference finals, over the next eight seasons. In his last season, the team won a franchise record and NBA high 63 games and sold out every regular season contest, earning him NBA Executive of the Year honors. Whitsitt entered the NBA with the Indiana Pacers in 1978 and was promoted to Director of Business Affairs and Promotions the following year before becoming Assistant General Manager in 1981. In August 1982, he joined the Kansas City Kings and in 1984, he was named Vice President, Assistant General Manager, as the franchise moved to Sacramento, California. Whitsitt serves on the board of directors of the Seattle Sports and Events Council as well as the board of the Portland Sports Authority. He graduated from the University of Wisconsin-Stevens Point with a degree in Communications and earned a Master's Degree in Sports Administration from the Ohio State University.

SEATTLE SEAHAWKS QUICK FACTS

WWW.SEAHAWKS.COM

KIRKLAND HEADQUARTERS

11220 NE 53rd Street
Kirkland, Washington 98033
425/827-9777
PR Fax 425/893-5108

BOX OFFICE

P.O. Box 4769
Seattle, Washington 98104
206/682-2800

ENDZONE STORE

88 South King Street
Seattle, Washington 98104
206/682-2900
Fax 206/808-8314

SEASON TICKETS

310 Westlake Avenue North
Seattle, Washington 98109
1-888-NFL-HAWK
Fax 206/515-4780

MIKE REINFELDT

Senior Vice President



Mike Reinfeldt, in his second season with the Seahawks, was named Senior Vice President on January 28, 1999, and oversees player negotiations, the team's compliance with the NFL salary cap, and all aspects of the day-to-day non-football operation. Reinfeldt, 46, joined the Seahawks after spending eight seasons with the Green Bay Packers (1991-98). In addition to playing an instrumental role in bringing general manager Ron Wolf to the Packers in 1991, Reinfeldt served as the Packers' Chief Financial Officer from 1991-93, adding the title of Vice President of Administration from 1994-98. Originally overseeing the team's player negotiations and financial operations, he added the responsibility of all non-football staff in 1994. Under his financial leadership, the club's cash reserves went from \$4.5 million in 1991 to more than \$50 million in 1998, setting record profits from 1996-98, while improving from 23rd in revenues in 1993 to ninth in 1997. From 1988-90, Reinfeldt served as the associate athletic director at the University of Southern California, after a three-year stint as the Los Angeles Raiders' chief financial officer (1985-87). Reinfeldt earned an MBA in management and finance from Houston Baptist University, after obtaining a bachelor of science degree from the University of Wisconsin-Milwaukee. A four-year starter at UWM, Reinfeldt recorded a school-record 24 career interceptions. Reinfeldt, a former all-pro defensive back began a nine-year playing career as an undrafted free agent in 1975 with the Oakland Raiders. He spent the next eight years with the Houston Oilers (1976-83) starting 102 consecutive games while leading the team in interceptions three times (1977, '79, '81). His finest season came in 1979, when he led the NFL with 12 interceptions and earned All-Pro honors, started in the Pro Bowl and was named Defensive Player of the Year in the AFC. In 1997, Reinfeldt was honored by his alma mater when he was presented with the UWM Alumni Association's Distinguished Alumnus Award. Reinfeldt and his wife, Susan, have two children-Jared Michael (1/29/94) and Elise Marie (3/9/95).

DUANE MCLEAN

Senior Vice President/Marketing Operations



Duane McLean enters his third season with the Seahawks after joining the staff in February of 1998. Promoted to his new position this past off-season, McLean oversees all operational aspects of the club's marketing, broadcasting, sponsorship sales, ticket sales and client services. The prior two seasons McLean served as Vice President of Ticket Sales and Ticket services where he has been responsible for overseeing the revamping and streamlining of the club's ticket and suite sales operations, as well as the restructuring of the team's box office operation. In 1998 the club enjoyed the third largest attendance increase in the league. This past season, the club had its largest season ticket base in 10 years and sold out all 10 games for the first time in as many years. Previously McLean spent one season with the Detroit Lions (1997) as Executive Director of Ticket Sales and Ticket Services. While with the Lions McLean oversaw the complete conversion and overhaul of the Lions ticket operation, resulting Detroit's largest season ticket base in 17 years. Prior to his stint with the Lions, McLean spent two seasons (1994-96) with the

Houston Rockets of the NBA, where the Rockets, under his direction had their largest season-ticket base in franchise history. McLean started his career in the front office of the NBA's Detroit Pistons (1984-93) and also spent a season as Vice President of Ticket Sales for the International Hockey League's Chicago Wolves where the Wolves set the IHL record for paid attendance and led the league in season ticket revenue. A native of Rochester Hills, Michigan, McLean was an All-American baseball player at the University of Wisconsin-Parkside. He and his wife, Susan, have three children, Jayme, Kayla, and Dayne.

NATHANIEL T. 'BUSTER' BROWN

Vice President/Chief Financial Officer



Nathaniel T. 'Buster' Brown was named to the position of Vice President/Chief Financial Officer on May 14, 1998. Brown oversees all financial matters related to the Seahawks and First & Goal Inc. First & Goal is the company formed by Paul Allen in 1997 to manage the development, construction and operation of the football/soccer stadium and exhibition center. Buster has more than 25 years of financial experience in his position. Before joining the Seahawks and First & Goal, Brown was the chief financial officer for Administrative Systems, Inc. and Thurman Industries, Inc., as well as a Senior Manager with KPMG Peat Marwick. Brown received his bachelors and masters of business administration degree from the University of Puget Sound. Brown is a native of Compton, CA where he attended Centennial High School. Brown is a board member of the Shoreline YMCA, the Seahawk Charitable Foundation and the Accounting Career Awareness Program. He and wife, Carol have two sons, Keyon and Kai.

MIKE FLOOD

Vice President/Community Outreach/Facilities



Mike Flood enters into his fourth season with the Seahawks after joining the staff on July 1, 1997. Flood served as Community Outreach Director for Football Northwest prior to joining the Seahawks. He helped spearhead the state-wide campaign that resulted in the passage of Referendum 48 to build the new football/soccer stadium and exhibition complex. A Seattle native, Flood attended Blanchet High School for three years before graduating from McLean High School in McLean, Virginia. He received a B.A. degree in Industrial Education from Washington State University and a Masters Degree in Education from the University of North Carolina. Flood owned and operated an agricultural flying service in Fort Scott, Kansas, before joining the Coast Guard. He served as a pilot and Civil Engineering Officer in the Guard flying C130s, Dassault Falcon jets, and H60 Jayhawk helicopters. He managed Public Relations for the Coast Guard in Kodiak, Alaska. From 1994-1996 he was the Air/Sea Rescue Operations Officer for coastal Oregon and Washington. Flood retired as a Commander in 1996 after 20 years in the service. He and his wife Marty, have a son Dan and a daughter, Shannon.

RICHARD LEIGH

Vice President/General Counsel



Richard Leigh serves as Vice President and General Counsel for Football Northwest and First & Goal Inc. Leigh joined Football Northwest after spending eight years as a corporate attorney with the Seattle law firm of Foster, Pepper & Shefelman, PLLC, where he was a partner. Leigh was actively involved in the Rose Garden project in Portland, Oregon, focusing on various aspects of the project's financing. Immediately prior to joining Football Northwest, he was involved in the financing of the American Airlines Arena in Miami, Florida, the new home of the Miami Heat of the NBA. Leigh is a native of Los Angeles, California, where he attended Palisades High School. He holds a Bachelor of Arts Degree in History and Hispanic Studies from Brown University in Providence, Rhode Island, and a Master's Degree in International Politics from The Johns Hopkins University School of Advanced International Studies in Washington, D.C. He received his law degree from Columbia University School of Law in New York, New York.

Leigh is on the Board of Directors of the Seattle Seahawks Charitable Foundation and is a member of the Board of Trustees of the Greater Seattle Chamber of Commerce. He has served on the Kingdome Renovation Task Force, the King County Baseball Park Commission and the Board of the Central Seattle Recovery Center. Richard and his wife, Desiree, have a son, Trey.

SCOTT PATRICK**Vice President/Corporate Sales**

Scott Patrick enters into his fourth season with the Seahawks and has helped to establish a growing corporate sales department that oversees sales for stadium signage, broadcast, print, Seahawks.com, logo usage rights, retail/ in-stadium promotions, and special events for training camp and tailgate parties. Patrick joined the Seahawks after 11 seasons with the Seattle SuperSonics, including the last five as the Sonics Vice President of Corporate Sponsorship and Broadcast. With the Sonics, Patrick was responsible for all sponsorship revenues generated through Sonics television, cable, network radio, Key Arena signage, cause marketing, publications, internet advertising, and promotions. Prior to joining the Sonics, he served as the tournament coordinator for the LPGA SAFECO Classic in Seattle. He was active in the GTE Northwest Classic, a Senior PGA Tour event, while an account manager with Andersen Sports Marketing in Bellevue, Washington. While at Andersen, he assisted with the marketing and regionalizing of the University of Oregon's sports radio network, as well as developing syndi-

cated coaches shows for the University of Washington, Washington State University, and the Seahawks. Patrick also serves as Vice President/Corporate Sales of Action Sports Media, a Paul Allen owned affiliate of Football Northwest that is in the second year of a major sports marketing contract with the University of Washington. A native of Ellensburg, Washington, Patrick has a B.S. degree in Communications from the University of Washington. He and his wife, Ronda, live in Bellevue with their two children, Brooks and Baile.

TED THOMPSON**Vice President/Football Operations**

Ted Thompson joined the Seahawks in his current position on January 28, 2000. He enters his ninth year in an NFL front office capacity. Previously he played 10 years with the Houston Oilers, before joining the Green Bay Packers in 1992. In his current position, Thompson is responsible for overseeing all aspects of the team's football operations department, including college and pro scouting, and the college draft. He has played the key role in the club's revamping of its scouting department this past spring, hiring seven new scouts. After just one year with the Packers, Thompson was named Director of Pro Personnel in 1993. He remained in that position until 1997, when he was named the Packers' Director of Player Personnel. A linebacker for the Oilers from 1975-84, Thompson played in 146 games, missing just one contest in his entire career. Born in Atlanta, Thompson was a three-year starter at Southern Methodist University where he earned a bachelor's degree in business administration. He earned Academic All-Southwest Conference honors.

GARY WRIGHT**Vice President/Communications**

Gary Wright enters into his 25th season and his 13th as a vice president. Named to his current position in June 1995, after serving as Vice President/Administration and Public Relations since 1992. Wright, who originally joined the Seahawks in 1976, as director of publicity, was named public relations director in 1982 and added the title of vice president in 1987. Wright was chosen by Hall of Famer Steve Largent to be his presenter at Largent's July 1995 induction ceremonies. Wright has headed up the league's media relations staff at the last 13 Super Bowls. He spent two seasons prior to joining the Seahawks as the publicity director for the Southern California Sun of the World Football League and as league publicity director. Also served as vice president of operations for the Phoenix Racquets of World Team Tennis. Wright was the sports information director at Long Beach State University and taught history and journalism in high school after graduating from Long Beach State. Gary and his wife, Ann, have two grown sons, Larry and Steve.

JOHN SCHNEIDER

Director of Player Personnel



Named to the position of Director of Player Personnel on April 28, 2000, Schneider will work closely with Ted Thompson and the entire football operations staff in an effort to build a young and solid unit for the upcoming years. He will be responsible for the managing and scheduling of both college and pro scouting departments. Schneider, 29, joins the Seahawks following a three-year stint as the Director of Pro Personnel with the Kansas City Chiefs. Prior to his work with the Chiefs, he served five seasons as the Assistant Director of Pro Personnel for the Green Bay Packers. He is a native of DePere, Wisconsin. Schneider graduated from St. Thomas, in St. Paul, Minnesota, with degrees in History and Education. As a prep at Abbot Pennings High School, he finished his career as one of the school's all-time leading rushers, and played one season at St. Thomas. He and his wife, Traci, live in Kirkland.

WILL LEWIS

Director of Pro Personnel



Executive Vice President of Football Operations/General Manager & Head Coach Mike Holmgren. From 1998-99, Lewis served as the Packers' Assistant Director of Pro Personnel, following one year as a pro scout. Prior to his work with the Packers, Lewis was a Defensive Assistant Coach for the Atlanta Falcons, under June Jones, from 1995-96. Lewis, signed by the Seahawks as an undrafted free agent cornerback in 1980, out of Millersville State (Pa.), played in 26 games returning 45 kickoffs for a 21.4-yard average and 56 punts for an 8.0-yard average, including a 75-yard touchdown, as a rookie versus the Denver Broncos. Following his Seahawks career, Lewis played three seasons with the Houston Gamblers of the USFL from 1983-85, and three seasons (1986-89) in the Canadian Football

League. Lewis began his coaching career in the NFL Europe League with the New York/New Jersey Knights from 1991-92. He also coached defensive backs at his alma mater, Millersville State, from 1992-93, before brief stints at the University of Maine (1994) and the University of West Virginia (1995). Lewis and his wife, Kimmerly, have three sons; Ryan (5/15/94), and twins Drew & Troy (9/7/95).

SCOT MCCLOUGHAN

Director of College Scouting

Scot McCloughan joined the Seahawks staff as Director of College Scouting on May 10, 2000. Prior to accepting his position in Seattle, McCloughan worked five years in the scouting department of the Green Bay Packers. He played baseball at



Wichita State before joining the Toronto Blue Jays minor league system for three years. His older brother, Dave, played safety for the Seahawks from 1993-94, and his father, Kent, played six years for the Oakland Raiders, and has been a member of their scouting staff the last 29 years. Scot and his wife, Kelli, have a one-year old son, Caden.

BUCKY BROOKS

Area Scout (West)

Bucky Brooks joined the Seahawks scouting staff on May 15, 2000. Originally a second-round draft choice of the Buffalo Bills in 1994 as a wide receiver, Brooks converted to a cornerback and played one season for the Bills before spending parts of the next four seasons with the Jaguars, Chiefs and Raiders. He went to training camp with Oakland in 1999. A North Carolina graduate with a degree in speech communications, Brooks earned four letters in football and one in track for the Tar Heels. He is a native of Raleigh, North Carolina, where he attended Millbrook High School.



DERRICK JENSEN

Area Scout (Southeast)



Derrick Jensen begins his 10th year with the Seahawks scouting staff having been hired in 1991 after a seven-year NFL playing career as a fullback. Jensen was a third-round draft choice of the Oakland Raiders in 1979 and played in 106 games, starting 21,

in his career, including a streak of 105 straight. Served as the captain of the Raiders special teams for five seasons and contributed a blocked punt, which he recovered for the first touchdown, in the Raiders 38-9 win over the Washington Redskins in Super Bowl XVIII. Also part of the Raiders Super Bowl XV championship team. Finished his Raiders career with 780 yards on 224 carries, with five touchdowns. Added 44 receptions and three scores and returned an onside kick 33 yards for a touchdown against the Giants in 1980. Two-time Southland Conference MVP while at Texas-Arlington. Finished his career with 3,346 rushing yards, the first player in conference history to top 3,000 yards. Attended Oswatomie High School in Oswatomie, Kansas. Derrick and his wife, Amanda, have a son, Davis.

MATT MALASPINA

Area Scout (Northeast)



Matt Malaspina joined the Seahawks staff on June 1, 2000. Malaspina lands in the Northwest after having spent 1999 with the Carolina Panthers in a similar capacity. Prior to the Panthers, he spent one year with National Football Scouting. Prior to

joining National, he was an assistant offensive coach at Jacksonville University in Florida in 1997 and '98. Matt entered college coaching at the University of Central Florida where he worked as a coaching intern in 1997. A 1993 graduate of Central Florida, he had a brief playing career as a center for the Shreveport Pirates of the Canadian Football League, playing in 1994 and attending training camp in 1995 before owning and operating his own business in Orlando. Lives in Oviedo, Fla.

MIKE MURPHY

Area Scout (Northwest)



Mike Murphy joined the Seahawks scouting staff on May 15, 2000. A native of Vancouver, British Columbia, Murphy spent four years as a pro personnel assistant with the Kansas City Chiefs, before joining the Seahawks. A veteran coach, Murphy began his career as an assistant at Iowa State (1990-91) before joining the staffs at Arizona Western (1992) and Bethel College (1993-94). He entered the professional ranks as the linebackers coach of the Ottawa Rough Riders from 1995-96.

JOHN PETERSON

Area Scout (Southwest)




John Peterson begins his fourth season having joined the staff in July 1997. Brings 27 years of college and professional experience to the Seahawks. Has worked in both the Canadian Football League and World League with the

Ottawa Rough Riders (1989-91) and Toronto Argonauts (1994-96) as Director of Player Personnel of the CFL and with the San Antonio Riders of the World League as Vice President/ General Manager from 1991-92. Served as the head coach at Bemidji State University from 1983-89, and was also athletic director from 1982-84. Head coach at Frostburg State University from 1977-81 and served as an assistant coach at Northern Illinois, Westminster College, and Holy Cross College. Attended Pioneer High School in Ann Arbor, Michigan, and attended Northern Michigan University and Eastern Michigan University where he played defensive end and tackle. Earned his B.S. degree from Eastern Michigan, an M.A. from Michigan State, and a Ph.D. from the University of Utah. Taught at Northern Illinois University, the University of Utah, Frostburg State, and Bemidji State. He and his wife, Wendy, have six children-- four girls, Nissa-Lynn (7/24/77), Elyse (5/14/79), Hayley (10/31/89) and Brianne (6/22/93), and two boys, Preston (4/24/82) and Blair (11/8/86).

ERIC STOKES

Area Scout (Midlands)



Eric Stokes re-joined the Seahawks as an area scout on May 21, 2000. A fifth-round draft choice by the Seahawks in 1997, Stokes played 11 games in two seasons before being drafted by the Cleveland Browns in the expansion draft in February of

1999. Stokes was a four-year letterman at Nebraska, playing both cornerback and safety. He graduated from Nebraska with a degree in Sociology, after attending Lincoln East High in Nebraska. He lives in Kirkland, Washington.

PAUL FEDERICI

Head Athletic Trainer



Head Athletic Trainer Paul Federici begins his second year with the Seattle Seahawks and second in the NFL after spending the previous five years as Vanderbilt's head athletic trainer. Hired by Executive Vice President of Football

Operations/General Manager and Head Coach Mike Holmgren on January 27, 1999, his primary focus is the team's injury prevention and rehabilitation. Federici broke into the collegiate ranks with Vanderbilt under current Pittsburgh Steelers head athletic trainer John Norwig and assistant Tim Bream, currently head athletic trainer for the Chicago Bears, as a graduate assistant in 1986. Promoted to assistant athletic trainer at Vanderbilt in 1987, Federici worked with football, baseball and men's basketball. Named head athletic trainer for the Commodores in 1994, and was recognized as the College Athletic Trainer of the Year by the Tennessee Athletic Trainers Society. Certified by the National Athletic Trainers Association, Federici served as a test site administrator and host trainer for the organization's certification exams. A 1985 health education and athletic training graduate from Penn State, Federici earned his master's degree in health promotions at Vanderbilt in 1991. He and his wife, Teddie, have one child-Noah (7/31/97).

SAM RAMSDEN

Associate Athletic Trainer

Sam Ramsden joined the Seahawks as Associate Athletic Trainer on February 9, 1999, having served the previous six years with the Green Bay Packers. While with the Packers, his duties focused on dispensing the teams'




medications and rehabilitation, including an instrumental role in Pro Bowler Dorsey Levens return in 1998, after undergoing reconstructive knee surgery. Ramsden, 29, served as a student athletic trainer for several intercollegiate sports teams at the University of Wisconsin-La Crosse before joining the Packers staff. He received his bachelor's degree in physical education/athletic training from the La Crosse school in 1992. In his spare time, the La Crescent, Minn., native enjoys golf, weight training and the outdoors. Lives in Kirkland.

GARY REYNOLDS

Asst. to the General Manager

Gary Reynolds joined the Seahawks on February 8, 1999. Working closely with Mike Holmgren, Reynolds assists in all aspects of football operations. Prior to accepting his current position, Reynolds spent six years with the Green Bay Packers, where he served as



offensive assistant/quality control from 1996-98, and administrative assistant/football operations from 1993-95. Before entering the NFL, he was recruiting coordinator at the University of Tennessee in 1992. He also was a graduate assistant/assistant recruiting coordinator at Texas A&M in 1991. Reynolds holds a B.S. degree in engineering and an M.A. degree in education, from Texas A&M. He and his wife, Beth, live in Bothell.



Amber Adcock
Accounts Payable



Mace Aluia
Corporate Sales Manager



Chuck Arnold
Dir. of Ticket Ops./
Sales



Dr. Kevin Auld
Head Team Physician



Lisa Balmes
Ex. Asst./Suite
Sales Coordinator



Julie Barber
Admin. Assistant/P.R.



Karen Beckman
Controller



John Behrens
Facilities Manager



Jeff Bower
Equipment Assistant



Brock Brady
Account Coordinator



Stacey Broderson
Ticket Ops. Coordinator



Brad Campbell
Video Assistant



Sarita Carter
Human Resources Coord.



Vernon Cheek
Director of Publications



Rick Crawford
Broadcasting/Gameday
Operations



Kristine Davison
Ticket Operations
Coordinator



Jeanne Denkmann
Executive Asst. Head Coach



Due Dinh
Fields/Maint. Coord.



Giles Dowden
Corporate Sales Mgr.



Grant Ellsworth
Merchandise Coordinator



Thom Fernstad
Video Director



Emily Forster
Database Mktg. Manager



Lisa Gallegos
Manager of
Merch/Retail Ops.



Lane Gammel
Public Relations Asst.



Nesby Glasgow
Director of
Player Programs



Sandy Gregory
Dir. of Comm. Outreach



Brent Hanson
Fields/Projects Coord.



Evan Harding
Corp. Sales Manager



Sue Harris
EndZone Store Co-Man.



Mandy Hart
Mail Room/Receptionist



Sue Hart
Travel Agent



Sue Havens
EndZone Store Co-Man.



Dr. Stan Herring
Team Physician



John Jamison
Pro Personnel Assistant



Ron Jenkins
Dir. of Suite Sales &
Services



Paul Johns
Asst. Dir. Comm. Outreach



Michael Johnson
Director of Info. Sys.



Patience Jones
Senior Act. Coordinator



Cindy Kelley
Dir. of Human Resources



Erik Kennedy
Equipment Manager



Dr. Ed Khalfayan
Team Physician



Charlotte Kores
Executive Assistant



Hal Kulgren
Director of Security



Chris Lawrence
Ticket Sales



Jane Lin
Admin. Asst./Coaching



Kim Lindbeck
Executive Assistant



Mike MacCulloch
Account Manager



Kaarta Maron
Comm. Outreach Coord.



Gina Martinez
Sponsorship Client Service
Manager



Mark McDaniel
Equip. Asst.



Richard McDonald
Ticket Sales



Brad Melland
Assist. Equip. Manager



Sterling Monroe
Information Sys. Mgr.



Bill Naves
Admin. Asst. Football Ops/
Travel



Brian O'Connell
Broadcast Coordinator



James Oglesby
Assistant Athletic Trainer



Allen Olson
Information Systems
Administrator



Kirk Parrish
College Scouting Admin.



Danielle Patterson
Accounting Admin.



Dave Pearson
Director of Public Relations



Lauri Perry
Admin. Asst/Com. Outreach



Mike Peterson
Scouting Assistant



Todd Pratt
Strength & Cond. Asst.



Todd Prieb
Ticket Sales



Doug Ramsey
Director of Business
Development



Dave Resnick
Corporate Sales Manager



Tag Ribary
Assistant Director/Pro Personnel



John Roche
Ticket Sales



William Saguilla
Accountant



Tirza Sanchez
Account Coordinator



John Shankar
Accountant



Casey Shaw
Ticket Sales



Susan Short
Corp. Sales Manager



Dr. Brad Shoup
Team Physician



Patti Sipes
Ex. Asst. Marketing



Doug Smith
Director of Corporate Sales



Ken Smith
Assistant Athletic Trainer



Darin Solinsky
Ticket Ops. Coordinator



Steve Steensma
Information Systems
Administrator



Dave Stodill
Mascot



George Sybrant
Team Chef



Natalie Thomas
Receptionist



Sherri Thompson
Dir. of Sea Gals/
Entertainment



Robert Ullman
Database Administrator



Mike Wacker
Director of Broadcasting



Todd Walkenhorst
Asst. Dir. of Video



Jay Warnick
Fields Director



John Webb
Operations/Mrkt. Coordinator



Connie Weber
Mail Room Receptionist



Joe Whitesel
Scouting Assistant



Teresa Widner
Admin. Asst.
Pro Personnel



Kevin Williams
Dir. of Sponsor Sales



Erin Wilshusen
Box Office Manager




James Yoshida
Security Assistant

COACHING



1999 AFC WEST CHAMPIONS

MIKE HOLMGREN
EXECUTIVE VICE PRESIDENT OF
FOOTBALL OPERATIONS/GENERAL
MANAGER & HEAD COACH



SEAHAWKS
EXPERIENCE:
2ND YEAR
TOTAL NFL
EXPERIENCE:
15TH YEAR
NFL HEAD
COACHING:
9TH YEAR

Named to his current position as the Seahawks Executive Vice President of Football Operations/General Manager & Head Coach on January 8, 1999. In addition to his coaching duties, Holmgren oversees all facets of the team's football operations including scouting, personnel, salary cap, player negotiations, as well as regular coaching responsibilities.

In his first season with the Seahawks, Holmgren helped guide the team into their first postseason since 1988, breaking a 10-year playoff drought. The 9-7 regular season record by the 1999 Seahawks was the best mark since posting a similar record in 1990.

By leading the Seahawks into the postseason, he became just the second coach in team history to take the Seahawks to the playoffs, and just the third coach in NFL history to guide a team to at least seven straight postseasons, joining Tom Landry (nine years, and eight years) and Chuck Noll (eight years).

Holmgren took control of the Seahawks following one of the most successful coaching stints in league history as the head coach of the Green Bay Packers from 1992-98 that included a 75-37 (.670) regular season record, a 9-5 (.643) post-season mark, and two Super Bowl appearances, including a 35-21 victory over the New England Patriots in Super Bowl XXXI played in New Orleans. By winning at least one game in five consecutive post-seasons (1993-97) Holmgren joined John Madden (1973-77) as the only coaches in league history to accomplish the feat.

From 1995-98, Holmgren's Packers posted an NFL-best 48-16 (.762) record, finished first in the NFC Central Division three times, second once and posted a 7-3 mark in the playoffs.

By taking the Packers to six consecutive post-seasons (1993-98), Holmgren established a franchise record, with a team that had recorded just two

winning seasons in the 19 years before he was hired.

In 14 NFL seasons (1999 head coach Seattle, 1992-98 head coach Green Bay, 1986-91 assistant coach San Francisco) Holmgren's teams have posted a 155-67-1 (.714) record, hit double digits in the win column ten times, made the postseason 13 times, won three Super Bowls (XXXI, XXIV, XXIII) and reached another (Super Bowl XXXII).

Holmgren's 1996 team that won the Super Bowl, led the NFL in scoring with a team-record 456 points and also led the league in defensive scoring, a feat that had not been accomplished since 1972.

Before becoming the Packers head coach, Holmgren served as an assistant coach of the San Francisco 49ers from 1986-91. He coached the quarterbacks from 1986-88, under head coach Bill Walsh and was the team's offensive coordinator from 1989-91, under George Seifert. During his tenure in San Francisco, the 49ers posted a 71-23-1 (.753) regular season record to reach the post-season each year, and won Super Bowl XXIII over Cincinnati and Super Bowl XXIV over Denver. As offensive coordinator in 1989, the 49ers boasted the NFL's top-ranked offense.

Prior to joining the 49ers staff, Holmgren coached the quarterbacks at Brigham Young University from 1982-85, including a national championship in 1984. He also served as the offensive coordinator/quarterbacks coach at San Francisco State in 1981.

As a quarterback at San Francisco's Lincoln High School, Holmgren was named 1965's "Prep Athlete of the Year," before continuing his playing career at the University of Southern California from 1966-69. He was drafted by the St. Louis Cardinals in the eighth round of the 1970 draft and went to camp with both the Cardinals and the Jets that year.

Holmgren's coaching career began in 1971 at his alma mater Lincoln High, where he also taught history. One year later, he moved to San Francisco's Sacred Heart High as a teacher and assistant coach. He also coached at Oak Grove



High from 1975-80.

He received a bachelor of science degree from USC in 1970.

Holmgren served as co-chair of the NFL's influential Competition Committee along with

Buccaneers general manager Rich McKay, having taken over for Don Shula, from 1996-98.

Mike and his wife, Kathy, have four daughters-twins Calla and Jenny (9/27/73), Emily (1/21/77) and Gretchen (7/14/81).

MOST CONSECUTIVE POSTSEASONS

<u>YEARS</u>	<u>COACH</u>	<u>SEASONS</u>
9	Tom Landry	1975-83
8	Tom Landry	1966-73
8	Chuck Noll	1972-79
*7	Mike Holmgren	1993-99

* current

HOLMGREN'S HEAD COACHING RECORD

<u>YEAR</u>	<u>TEAM</u>	<u>W</u>	<u>L</u>	<u>T</u>	<u>PCT.</u>	<u>FINISH</u>
1992	Green Bay	9	7	0	.563	2nd, NFC Central
1993	Green Bay	9	7	0	.563	3rd, NFC Central <i>Wild Card victory, over Detroit, 28-24</i> <i>Divisional Playoff loss to Dallas, 27-17</i>
1994	Green Bay	9	7	0	.563	2nd, NFC Central <i>Wild Card victory, over Detroit, 16-12</i> <i>Divisional Playoff loss to Dallas, 35-9</i>
1995	Green Bay	11	5	0	.688	1st, NFC Central <i>Wild Card victory, over Atlanta, 37-20</i> <i>Divisional playoff victory, over San Francisco, 27-17</i> <i>NFC Championship loss to Dallas, 38-27</i>
1996	Green Bay	13	3	0	.813	1st, NFC Central <i>Divisional playoff victory over San Francisco, 35-14</i> <i>NFC Championship victory over Carolina, 30-13</i> <i>Super Bowl XXXI victory over New England, 35-21</i>
1997	Green Bay	13	3	0	.813	1st, NFC Central <i>Divisional playoff victory over Tampa Bay, 21-7</i> <i>NFC Championship victory over San Francisco, 23-10</i> <i>Super Bowl XXXII loss to Denver, 31-24</i>
1998	Green Bay	11	5	0	.688	2nd, NFC Central <i>Wild Card loss to San Francisco, 30-27</i>
1999	Seattle	9	7	0	.564	1st, AFC West <i>Wild Card loss to Miami, 20-17</i>
REGULAR SEASON (EIGHT YEARS)		84	44	0	.656	
POSTSEASON (SEVEN YEARS)		9	7	0	.563	
COMBINED RECORD		93	51	0	.646	


HOLMGREN'S COACHING CAREER

- 1971 Lincoln High School (San Francisco, Ca.): *Assistant Coach*
- 1972-74 Sacred Heart High School (San Francisco, Ca.): *Assistant Coach*
- 1975-80 Oak Grove High School (San Jose, Ca.): *Assistant Coach*
- 1981 San Francisco State University: *Offensive Coordinator/Quarterbacks*
- 1982-85 Brigham Young University: *Quarterbacks Coach*
- 1986-88 San Francisco 49ers: *Quarterbacks Coach*
- 1989-91 San Francisco 49ers: *Offensive Coordinator*
- 1992-98 Green Bay Packers: *Head Coach*
- 1999- Seattle Seahawks: *Executive V.P. of Football Operations/General Manager & Head Coach*

ASSISTANT COACHES

GIL HASKELL

OFFENSIVE COORDINATOR



**SEAHAWKS
EXPERIENCE:
1ST YEAR
NFL
EXPERIENCE:
18TH YEAR**

Named to his current position on January 20, 2000, Haskell joins his long-time friend and peer Mike Holmgren. As the team's offensive coordinator, Haskell will work closely with Holmgren in implementing an innovative and precise offensive scheme. His sole responsibility will be guiding the offense

Haskell joins the Seahawks after serving in the same capacity the last two seasons for the Carolina Panthers where his offense finished sixth in the NFL in 1999, with 355.4 yards per game in total offense, including the second ranked passing attack in the NFL with 260.1 passing yards per game. He orchestrated an offense in 1999 that set team records in total yards (5,686), points (421) and passing yards (4,161), and also sent three players (QB Steve Beuerlein, WR Mushin Muhammad and TE Wesley Walls) to the Pro Bowl.

The 17-year NFL coaching veteran rejoins Holmgren after serving six seasons (1992-97), three as wide receivers coach (1995-97) and three as running backs coach (1992-94), for the Green Bay Packers.

While receivers coach under Holmgren, Haskell coached the Packers record-setting Pro Bowl receiving duo Antonio Freeman and Robert Brooks.

Before his tenure with the Packers, Haskell entered the NFL in 1983 and served nine seasons for the Los Angeles Rams (1983-91), the first four as special teams coach, four seasons as running backs coach, and one as tight ends/special teams coach.

Prior to a distinguished NFL career, Haskell spent five seasons as wide receivers and special teams coach for the University of Southern California (1978-82) and nine years at San

Francisco's St. Ignatius High School (1969-77), serving as head coach the final five seasons.


Haskell and his wife, Nancy, have four grown daughters, Paula, Patty, Jenny and Julie. The couple lives in Kirkland.

HASKELL'S COACHING CAREER

- 1978-82 University of Southern California
Special Teams & Wide Receivers
- 1983-86 Los Angeles Rams
Special Teams
- 1987-90 Los Angeles Rams
Running Backs
- 1991 Los Angeles Rams
Tight Ends/Special Teams
- 1992-94 Green Bay Packers
Running Backs
- 1995-97 Green Bay Packers
Wide Receivers
- 1998-99 Carolina Panthers
Offensive Coordinator
- 2000 Seattle Seahawks
Offensive Coordinator

STEVE SIDWELL

DEFENSIVE COORDINATOR



**SEAHAWKS
EXPERIENCE:
1ST YEAR
NFL
EXPERIENCE:
19TH YEAR**

Named to his current position on January 12, 2000, Steve Sidwell takes over a defensive unit led by Pro Bowlers LB Chad Brown, DT Cortez Kennedy and CB Shawn Springs. Considered one of the NFL's great defensive minds, Sidwell has worked with the 3-4, 4-3 and 46 alignments during his professional coaching career.

Sidwell, who will enter his 15th season as a defensive coordinator in the NFL, joins the Seahawks staff after serving in the same capacity for the New England Patriots from 1997-99.

Last season, he guided the Patriots defensive unit, which allowed 188.3 yards passing per

game, to an overall ranking of eighth in the NFL.

Before his tenure with the Patriots, Sidwell joined Holmgren's Green Bay staff in 1995, as linebackers coach, but left before the start of the season to become the defensive coordinator for the Houston Oilers, where he coached from 1995-96.

Sidwell also served as defensive coordinator for the New Orleans Saints from 1986-94.

While in New Orleans, he led a unit that ranked first in the NFL in points allowed, twice (1991-92), first in rushing defense (1989) and first in passing defense, twice (1992-93). His Oilers unit ranked fifth in overall defense in 1995, and second in rushing defense in 1996, allowing just 86.6 yards per game.

His other NFL experience was as the defensive line coach of the Indianapolis Colts in 1985, and as linebackers coach of the Patriots from 1982-84.

Prior to entering the NFL, he served as defensive coordinator at Southern Methodist University from 1976-81 and at Nevada-Las Vegas from 1974-75. He also coached the linebackers at his alma mater, Colorado from 1966-73.

Sidwell was a two-way starter for the Buffaloes from 1962-65, where he earned all-conference honors as a linebacker. He also earned academic All-American recognition.


Sidwell and his wife, Katy, have two grown sons, Brad and Scott. The couple lives in Kirkland.

SIDWELL'S COACHING CAREER

1966-73	University of Colorado
	<i>Linebackers</i>
1974-75	Nevada-Las Vegas
	<i>Defensive Coordinator</i>
1976-81	Southern Methodist University
	<i>Defensive Coordinator</i>
1982-84	New England Patriots
	<i>Linebackers</i>
1985	Indianapolis Colts
	<i>Defensive Line</i>
1986-94	New Orleans Saints
	<i>Defensive Coordinator</i>
1995-96	Houston Oilers
	<i>Defensive Coordinator</i>
1997-99	New England Patriots
	<i>Defensive Coordinator</i>
2000	Seattle Seahawks
	<i>Defensive Coordinator</i>

PETE RODRIGUEZ

SPECIAL TEAMS COORDINATOR



SEAHAWKS
EXPERIENCE:
3RD YEAR
NFL
EXPERIENCE:
13TH YEAR

Begins his 13th season as an assistant in the National Football League and third with the Seahawks. Named to the Seahawks coaching staff on February 9, 1998, as the team's Assistant Head Coach/Special Teams, and was retained by Mike Holmgren during the '99 offseason in the position of Special Teams Coordinator. Widely regarded as one of the top special teams coaches in the NFL, evidenced by being named special teams coach of the year in 1992 and special teams coach of the decade in the '90s by the *Dallas Morning News*.

Oversaw a group in 1999, that ranked first in special teams, following a fifth-place finish in 1993, according to the *DMN*.

Entered the NFL as the Los Angeles Raiders special teams coach (1988-89). Served in a similar capacity with the Phoenix Cardinals (1990-93) before joining the Washington Redskins staff (1994-97). Prior to entering the NFL he worked with the USFL's Michigan Panthers as a defensive line coach from 1983-84. Also coached with the USFL's Denver Gold (1985) and Jacksonville Bulls (1986), while spending one year in the CFL with the Ottawa Rough Riders (1987). Has tutored five pro bowl punters, including Washington's Matt Turk, who led the NFL in net punting in 1997.

Broke into coaching as a graduate assistant at Arizona (1968-69) and later served as defensive coordinator at Western Illinois (1970-73), Florida State (1974-75) and Iowa State (1976-78) before a four-year stint as head coach at Western Illinois from 1979-82. Also made a stop as defensive coordinator at Northern Iowa in 1986.


Played guard and linebacker at Western State College in Colorado. Earned his bachelor's degree from WSC.

A Chicago native, and diehard Cubs fan, he has two daughters, Regina, with the US District Attorney's office in Colorado, and Marla, the associate sports information director at Rutgers University. Pete and his wife, Sherry, live in Kirkland.

RODRIGUEZ' COACHING CAREER

- 1968-69 University of Arizona
Graduate Assistant
- 1970-73 Western Illinois
Defensive Coordinator
- 1974-75 Florida State
Defensive Coordinator
- 1976-78 Iowa State
Defensive Coordinator
- 1979-82 Western Illinois
Head Coach
- 1983-84 Michigan Panthers (USFL)
Defensive Line
- 1985 Denver Gold (USFL)
Defensive Line
- 1986 Jacksonville Bulls (USFL)
Defensive Line
- 1987 Ottawa Rough Riders (CFL)
Defensive Line
- 1988-89 Los Angeles Raiders
Special Teams
- 1990-93 Phoenix Cardinals
Special Teams
- 1994-97 Washington Redskins
Special Teams
- 1998 Seattle Seahawks
Assistant Head Coach/Special Teams
- 1999-00 Seattle Seahawks
Special Teams Coordinator

LARRY BROOKS DEFENSIVE LINE



SEAHAWKS
EXPERIENCE:
2ND YEAR
NFL
EXPERIENCE:
15TH YEAR

Named to his current position January 14, 1999, Brooks embarks on his 25th year of professional football.

Brooks joined Mike Holmgren's Seattle staff after serving under him in 1994 as the Green Bay Packers' defensive line coach.

Brooks led a 1998 Packers defensive unit that held its' opponents to 281.7 yards a game, which

ranked fourth in the NFL, including a rushing defense that allowed just 90.1 rushing yards a game. Leaving a defense that finished fourth in the league in sacks with 50, he takes on the task of coaching the league's second leading sack squad (53), which was just one off the league high.

Having tutored all-time sack leader Reggie White (192.5) with the Packers, Brooks has taken over a defensive line that includes perennial Pro Bowler Cortez Kennedy along with Michael Sinclair and 1999's first-round draft choice Lamar King.

His line played a major role in Green Bay's Super Bowl XXXI success when the defense allowed a league low 259.8 yards per game and a meager 3.5-yard per rush average.

Starting out with the Los Angeles Rams in 1983 as the assistant defensive line coach, Brooks spent eight years in Anaheim.

Out of football in 1991, he returned to his alma mater in 1992 where he served as Virginia States' assistant athletic director and assistant football coach where he was subsequently named athletic director in 1993 before joining Holmgren's Packer staff in 1994.

A perennial Pro Bowl performer as a defensive tackle during an 11-year career with the Los Angeles Rams, Brooks was selected to five consecutive Pro Bowls (1976-80), including being named All-Pro from 1977-79 while on his way to starting in the team's only Super Bowl appearance in 1980.

Born June 10, 1950, in Prince George, Virginia, he attended Virginia State where he was named to the Associated Press Little All-America team. He also earned all-conference honors and was recognized as 'Virginia Smart College Lineman of the Year' in 1971. Inducted into the Virginia Hall of Fame in the Spring of 2000.


Larry and his wife, Colleen, have a son, Larry Jr. (10/26/69). They live in Kirkland, Washington.

BROOKS' COACHING CAREER

- 1983-90 Los Angeles Rams
Assistant Defensive Line
- 1992-93 Virginia State
Assistant Coach
- 1994-98 Green Bay Packers
Defensive Line
- 1999-00 Seattle Seahawks
Defensive Line

JERRY COLQUITT

OFFENSIVE QUALITY CONTROL



SEAHAWKS
EXPERIENCE:
2ND YEAR
NFL
EXPERIENCE:
2ND YEAR

Named to his current position on February 5, 1999, Jerry Colquitt joined the Seahawks following a brief stint as the University of Mississippi's director of recruiting, a position he held for two months.

As offensive quality control coach, Colquitt assists with many of the "behind-the-scene" aspects of preparation, including video study of opponents and self scouting.

Colquitt, a former University of Tennessee quarterback, served as a graduate assistant for the Volunteers from 1996-98.

As a player, Colquitt played in 21 games as a back-up quarterback where he completed 36-of-60 passes for 454 yards and five touchdowns.

He went to training camp with the Carolina Panthers in 1995 and saw action with the NFL Europe League's Frankfurt Galaxy in 1997.

Born on June 26, 1972 in Oak Ridge, Tennessee. Attended Oak Ridge High School. Lives in Kirkland.

COLQUITT'S COACHING CAREER

- 1996 University of Tennessee
Graduate Assistant
- 1999-00 Seattle Seahawks
Offensive Quality Control

NOLAN CROMWELL

WIDE RECEIVERS



SEAHAWKS
EXPERIENCE:
2ND YEAR
NFL
EXPERIENCE:
10TH YEAR

Named to his current position on January 14, 1999, Nolan Cromwell enters his 21st NFL season; the first 11 as a Pro Bowl-caliber safety and the last nine as an assistant coach.

Cromwell was instrumental in the emergence of wide receiver Derrick Mayes, who was acquired by the Seahawks during training camp in 1999 for a seventh-round pick from the Green Bay Packers. Under Cromwell's guidance, Mayes went on to lead the team in receptions (62) and touchdowns (10).

In 1998, Cromwell coached the Green Bay Packers' wide receivers under Mike Holmgren, after serving as special teams coach from 1992-97.

Cromwell's receiving corps included Pro Bowl standout Antonio Freeman who established career-highs leading the NFL with 1,424 yards on 84 receptions. Overall, the Packers passing game accounted for 33 touchdowns while helping guide the team to a sixth-consecutive postseason appearance.

Before taking over the wide receivers, Cromwell coached Green Bay's aggressive special teams units. One of the league's most feared punt return teams, the Packers paced the NFL in 1996 with a 15.1-yard return average. That year, his group of field position warriors also led the league by scoring 24 points, and adding another two touchdowns in the postseason en route to a Super Bowl XXXI victory. On five different



The new football/soccer stadium is scheduled to open in 2002.

weekends in the '96 season, one of Cromwell's players was honored as Special Teams Player of the Week.

Prior to taking on duties with the Packers, Cromwell coached on John Robinson's Los Angeles Rams staff as a defensive & special teams assistant in 1991.

A second-round draft choice by the Rams in 1977, Cromwell played his entire 11-year career for Los Angeles, earning four Pro Bowl berths, an NFC Defensive Player of the Year award (Kansas City 101) in 1980, and an NFL Defensive Back of the Year award (Football Digest) in 1984.

He ended his Rams career as the team's all-time leader in interception return yardage with 671 yards on 37 picks. He was also a member of the Rams' Super Bowl XIV team following the 1979 season.

An All-American wishbone quarterback at Kansas, Cromwell established an NCAA rushing record for quarterbacks with 294 yards as a junior, after playing safety his first two collegiate seasons. Also, an accomplished decathlete in track.

Born on January 30, 1955, in Kansas, Nolan and his wife, Mary, have two children, Lance (6/15/86) and Jennifer (4/13/88).

CROMWELL'S COACHING CAREER

- 1991 Los Angeles Rams
Defense/Special Teams Assistant
- 1992-97 Green Bay Packers
Special Teams
- 1998 Green Bay Packers
Wide Receivers
- 1999-00 Seattle Seahawks
Wide Receivers

KEN FLAJOLE LINEBACKERS



**SEAHAWKS
EXPERIENCE:
2ND YEAR
NFL
EXPERIENCE:
3RD YEAR**

Originally joined the Seahawks staff as the team's defensive backs coach, Flajole will handle the linebackers in 2000. He joined Holmgren's staff in Seattle on January 14, 1999.

Last season, Flajole combined with Dick Roach to lead the defensive secondary to an NFL-leading 30 interceptions, including two that were returned for touchdowns.

Before entering the NFL as an assistant with the Green Bay Packers in 1998, Flajole spent 21 years coaching among the college ranks, including short tenures at Pacific Lutheran (1977-78) in Tacoma and the University of Washington (1979).

In 1998, he served as the Packers' Defensive Quality Control Assistant.

Flajole joined the Packers in 1998 after having served as the University of Nevada's co-defensive coordinator/secondary coach for two seasons (1996-97) in which his '96 defense finished first in the conference in total defense, scoring defense and passing defense.

Prior to his duties in Nevada, he held coaching positions at seven other universities beginning with his alma mater PLU before moving to Washington. Other stops included Montana (1980-85), Texas-El Paso (1986-88), Missouri (1989-93), Richmond (1993-94) and Hawaii (1995) holding defensive coordinator positions at Richmond and Montana.

An all-conference linebacker, first at Wenatchee Valley Community College, then at Pacific Lutheran, Flajole earned a B.S. degree in education from PLU in 1976. He was born October 4, 1954, in Seattle.

He and his wife, Teri, have two daughters, Kelly (2/11/82) and Kori (1/16/84).

FLAJOLE'S COACHING CAREER

- 1977-78 Pacific Lutheran University (Tacoma, Wa.)
Defensive Line/Linebackers
- 1979 University of Washington
Graduate Assistant/Defensive Backs
- 1980-83 University of Montana
Defensive Backs/Linebackers
- 1984-85 University of Montana
Defensive Coordinator/Linebackers
- 1986-88 University of Texas El Paso
Defensive Backs
- 1989-93 University of Missouri
Defensive Backs/Outside Linebackers
- 1994 University of Richmond
Defensive Coordinator/Linebackers
- 1995 University of Hawaii
Defensive Backs
- 1996-97 University of Nevada
Co-Defensive Coordinator/Defensive Backs
- 1998 Green Bay Packers
Defensive Assistant/Quality Control
- 1999 Seattle Seahawks
Defensive Backs
- 2000 Seattle Seahawks
Linebackers

JOHNNY HOLLAND

ASST. SPECIAL TEAMS/STRENGTH & COND.



SEAHAWKS
EXPERIENCE:
1ST YEAR
NFL
EXPERIENCE:
6TH YEAR

Named to his current position on February 13, 2000, Johnny Holland re-joins Mike Holmgren's staff as Assistant Special Teams/Assistant Strength and Conditioning coach.

In his sixth NFL season, Holland joins the Seahawks after five seasons with the Green Bay Packers, most recently as linebackers coach (1999).

Under Holmgren in Green Bay, Holland served as special teams coach (1998) and defensive quality control coach (1995-97).

Originally, a Green Bay second-round draft choice out of Texas A&M in 1987, he posted six consecutive seasons with at least 100 tackles before retiring in 1994.

In 1993, after recovering from a neck injury-suffered in 1992, Holland led the Packers in tackles with a career-high 145 and helped guide the team into the playoffs for the first time in 11 years.

As a collegian, he was a three-year starter and a four-year letterman at Texas A&M, where he led the Aggies in tackles each of his last three years.

As a prep, at Hempstead High in Texas, he won 12 letters.

Holland and his wife, Faith, have a son Jordan (3/15/94) and daughter Joli (8/26/96).

HOLLAND'S COACHING CAREER

- 1995-97 Green Bay Packers
Defensive Quality Control
- 1998 Green Bay Packers
Special Teams
- 1999 Green Bay Packers
Linebackers
- 2000 Seattle Seahawks
Asst. Special Teams/Asst. Strength & Conditioning

KENT JOHNSTON

STRENGTH & CONDITIONING



SEAHAWKS
EXPERIENCE:
2ND YEAR
NFL
EXPERIENCE:
14TH YEAR

Named to his current position on January 14, 1999, Kent Johnston is in his third decade of coaching collegiate and professional athletes in strength, conditioning and nutrition.

Johnston originally joined head coach Mike Holmgren in Green Bay where he served in a similar capacity from 1992-98. One of his primary duties entailed the rehabilitation of injured players, while also serving as a resource for developing nutrition programs that varied for each individual.

In 1997, Johnston was honored as "Strength and Conditioning Coach of the Year" by the Professional Football Strength and Conditioning Coaches' Society.

A unique aspect of Johnston's conditioning program has been the implementation of a karate class to increase both the cardiovascular capacity and coordination.

Prior to joining the Packers, Johnston spent five years (1987-91) in the weight room of the Tampa Bay Buccaneers, where he was hired by head coach Ray Perkins.

From 1983-86, he was a member of Ray Perkins' University of Alabama staff where he helped develop a number of NFL players.

Johnston began his coaching career at Teague High School in Texas (1978) before entering the collegiate ranks at Northwestern (La.) State (1979). He spent two years at Northeast Louisiana (1980-81) and one year at Willis High in Texas (1982) before joining the Crimson Tide staff.

A graduate of Stephen F. Austin where he played defensive back, Johnston earned his master's degree in physical education from Alabama in 1984.

Born February 21, 1956, in Mexia, Texas, Kent and his wife, Pam, have four sons, Kody (5/30/90), Kole (5/7/92), Clay (8/8/96) and Cade (6/24/98).

JOHNSTON'S COACHING CAREER

- 1978 Teague High (Teague, Texas)
- 1979 Northwest Louisiana State
Strength & Conditioning
- 1980-81 Northeast Louisiana State
Strength & Conditioning
- 1982 Willis High (Willis, Texas)
Assistant Coach
- 1983-84 University of Alabama
Graduate Assistant
- 1985-86 University of Alabama
Strength & Conditioning
- 1987-91 Tampa Bay Buccaneers
Strength & Conditioning
- 1992-98 Green Bay Packers
Strength & Conditioning
- 1999-00 Seattle Seahawks
Strength & Conditioning

JIM LIND TIGHT ENDS



**SEAHAWKS
EXPERIENCE:
2ND YEAR
NFL
EXPERIENCE:
9TH YEAR**

Jim Lind originally joined the Seahawks on January 14, 1999, as the team's linebackers coach. With the untimely passing of defensive coordinator Fritz Shurmur, prior to training camp, Lind coordinated the Seahawks defensive unit.

The 1999 defense recorded an NFL-leading 30 interceptions while holding opponents to just 19 passing touchdowns.

In 2000, Lind moves to the offensive side of the ball as the team's tight ends coach, where he will work with a young, improving unit which features encumbant starter Christian Fauria.

Lind enters his ninth year as an NFL coach-having spent four seasons as the Green Bay Packers linebackers coach under Mike Holmgren.

Lind's 1998 linebacking corp helped the Packers defense finish fourth in the NFL, limiting opponents to just 281.7 yards a game while plugging holes for a bare 90.1 opponent rushing average.

He broke into the NFL as a defensive assis-

tant/quality control coach in 1992 under Holmgren. This was the second time Lind crossed paths with Holmgren, previously coaching together at Brigham Young University while Lind was a graduate assistant in 1981-82.

Before breaking into the professional ranks, he served nine years as a collegiate head coach, most recently at Wisconsin-Eau Claire (1987-91). Lind enjoyed his most success while a head coach at the University of Minnesota-Morris (1983-86) where he directed the Cougars to two Northern Intercollegiate Conference championships earning NIC 'Coach of the Year' in 1984 and NAIA District 13 'Coach of the Year' in 1986.

He began his collegiate coaching career as a graduate assistant at St. Cloud State (1977) before earning the offensive coordinator job there in 1978. He then moved to nearby St. Johns University (1979-80) before crossing paths with Holmgren at BYU as a graduate assistant (1981-82).

Lind entered coaching in 1974 as head football coach at Underwood (Minn.) High School holding that position until joining St. Cloud State.

Lind played three years of collegiate football as a linebacker his freshman year at Bethel College, before moving to Bemidji State, where he earned his undergraduate degree, playing two years at defensive back.

Later he earned his master's degree at St. Cloud State and Doctorate in Professional Leadership in Physical Education and Athletics at BYU.

Born November 11, 1947, in Isle, Minnesota.

Lind and his wife, Cindy, have two sons, Erik (1/6/87) and Bryan (1/31/90).

LIND'S COACHING CAREER

- 1974-76 Underwood High (Underwood, Minnesota)
Head Coach
- 1977 St. Cloud State (Minnesota)
Graduate Assistant
- 1978 St. Cloud State (Minnesota)
Offensive Coordinator
- 1979-80 St. John's University
Defensive Coordinator
- 1981-82 Brigham Young University
Graduate Assistant
- 1983-86 University of Minnesota-- Morris
Head Coach
- 1987-91 University of Wisconsin-- Eau Claire
Head Coach
- 1992-94 Green Bay Packers
Defensive Assistant/Quality Control
- 1995-98 Green Bay Packers
Linebackers
- 1999 Seattle Seahawks
Linebackers
- 2000 Seattle Seahawks
Tight Ends

CLAYTON LOPEZ
DEFENSIVE QUALITY CONTROL



SEAHAWKS
EXPERIENCE:
2ND YEAR
NFL
EXPERIENCE:
2ND YEAR

Named to his current position on February 5, 1999, Clayton Lopez joined the Seahawks staff following a four-year term at the University of Nevada.

As defensive quality control coach, Lopez helps with many of the "behind-the-scene" aspects of preparation, including video study of opponents and self scouting.

Lopez began his coaching career as a graduate assistant at his alma mater, Nevada, from 1995-96, before joining the Wolf Pack staff as a full-time assistant as the running backs coach and recruiting coordinator from 1997-98.

A former safety at Nevada, Lopez helped guide the team to three conference titles from 1991-94, finishing his career with 150 tackles and three interceptions. He finished third on the team with 78 stops his senior year.

Born on May 26, 1971, in Los Angeles, Lopez was a three-sport letterman in football, basketball and track at Serra High in Gardena, California.

**LOPEZ'S COACHING
CAREER**

- 1995-96 University of Nevada
Graduate Assistant-Defensive Backs
- 1997-98 University of Nevada
Running Backs/Recruiting Coordinator
- 1999-00 Seattle Seahawks
Defensive Quality Control

TOM LOVAT
ASST. HEAD COACH/OFFENSIVE LINE



SEAHAWKS
EXPERIENCE:
2ND YEAR
NFL
EXPERIENCE:
21ST YEAR

Named to his current position on January 14, 1999, Lovat enters his 21st year as an NFL coach and 39th overall in 2000.

Lovat followed Mike Holmgren to Seattle from Green Bay, where he spent seven years as the Packers offensive line coach. His 1998 unit helped lead the way for an offense that ranked fifth in the league with a 352.3-yard average. His blockers protected Brett Favre allowing him to rank first in the NFL in passing yards with 4,212 and third in touchdown passes with 31.

Lovat's front line allowed Favre to lead the league in passing yards from 1993-98 with 20,273 (4,054 avg. per year) and in touchdown passes with 176 (35.2 avg. per year) earning the league's MVP in 1996 and '97. He did not miss a game behind Lovat's offensive line from 1992-98.

Lovat's 1997 front five established a club record for the fewest sacks allowed with 26 since the NFL adopted the 16-game schedule in 1978. That unit also guided the Packers to 1,909 rushing yards, the Packer's highest total since 1985 producing Pro Bowler Dorsey Levens who ran for 1,435, just 39 yards off of the team record.

Originally breaking in the NFL with the Packers in 1980 under Bart Starr, he moved to the St. Louis Cardinals (1981-84) as their offensive line coach. Was the assistant head coach--offense with the Indianapolis Colts (1985-88) before joining the Phoenix Cardinals (1990-91).

College coaching stops include Utah (1967, 1972-76), including the position of head coach for the Utes from 1974-76, Idaho State (1968-70), Stanford (1977-79) and Wyoming (1989).

First professional coaching job came as defensive coach with the Saskatchewan Roughriders (1971) of the Canadian Football League.

Born December 28, 1938, in Bingham Canyon, Utah, Lovat graduated from the University of Utah, where he earned three letters in football and baseball. Lovat also obtained his master's degree from Utah.

Attended Bingham High, in Bingham Canyon, Utah. Began his coaching career at Mt. Eden High in Hayward, California, and also coached at Jordan High in Sandy, Utah, and Hillcrest High in Midvale, Utah.

Tom and his wife, Lyn, have three grown children, a daughter, Johna Rae Griese, and two sons, Matthew and Mark, the assistant strength coach of the Green Bay Packers.

LOVAT'S COACHING CAREER

- 1967 University of Utah
Defensive Line
- 1968-70 Idaho State
Defensive Secondary/Offensive Line
- 1971 Saskatchewan Roughriders (CFL)
Defensive Coordinator
- 1972-73 University of Utah
Defensive Line
- 1974-76 University of Utah
Head Coach
- 1977-79 Stanford University
Offensive Line
- 1980 Green Bay Packers
Offensive Line
- 1981-84 St. Louis Cardinals
Offensive Line
- 1985-88 Indianapolis Colts
Assistant Head Coach/Offense
- 1989 University of Wyoming
Offensive Line
- 1990-91 Phoenix Cardinals
Offensive Line
- 1992-98 Green Bay Packers
Offensive Line
- 1999-00 Seattle Seahawks
Assistant Head Coach/Offensive Line

STUMP MITCHELL RUNNING BACKS



SEAHAWKS
EXPERIENCE:
2ND YEAR
NFL
EXPERIENCE:
2ND YEAR

Named to his current position on January 28, 1999, Stump Mitchell enters his second NFL season following three years as head coach at

Morgan State University.

Mitchell joined the MSU staff in 1995 as offensive coordinator, earning a promotion to head coach the following year. In Mitchell's first two seasons the team compiled a 7-14 record, which was the best two-year mark in 16 years. Under Mitchell's tutelage, the Bears boasted a strong rushing attack, that averaged 148.9-yards per game in 1997.

A ninth-round draft choice by the St. Louis Cardinals in 1981, Mitchell spent his entire nine-year career (1981-89) with the Cardinals, ranking as one of the team's all-time great running backs and kick returners. With a 5.6-yard rushing average as a rookie, Mitchell earned All-Rookie honors from Pro Football Weekly.

Mitchell still ranks as the Cardinals' all-time leader in combined yardage with 11,988 yards and ranks second with 4,649 yards rushing on 986 attempts and 32 touchdowns.

Throughout his career, Mitchell posted 14, 100-yard games and finished with a 4.7-yard average, which ranks second in the team record book, as does his 156 career punt returns. His 177 kickoff returns for 4,007 yards are both Cardinals records.

In 1984, Mitchell earned All-NFC honors as a kickoff returner, by Pro Football Weekly.

On November 17, 1985, Mitchell had a single-game high with 179 yards against the Philadelphia Eagles, which ranks as the team's fifth highest single-game total.

Mitchell's coaching career began in the spring of 1991, when he served as an assistant coach on the NFL Europe League's San Antonio Rough Riders' staff. He then accepted a position as the head coach at Casa Grande High (1991-94) in Phoenix, Arizona, where he led the team to a playoff berth in his second year.

For his community service, he was honored with the Chuck Drulis Award in 1982 and the Byron "Whizzer" White Humanitarian Award in 1984.


Mitchell was born on March 15, 1959, in St. Mary's, Georgia.

MITCHELL'S COACHING CAREER

- 1991 San Antonio Rough Riders (NFLFL)
Running Backs
- 1991-94 Casa Grande High (Phoenix, Arizona)
Head Coach
- 1995-98 Morgan State
Offensive Coordinator
- 1999-00 Seattle Seahawks
Running Backs

DICK ROACH

DEFENSIVE BACKS



SEAHAWKS
EXPERIENCE:
2ND YEAR
NFL
EXPERIENCE:
19TH YEAR

Dick Roach returns to the Seahawks for his second season in 2000, with the new title of Defensive Backs Coach. Originally, Roach joined Holmgren's staff in Seattle as Defensive Assistant on June 8, 1999, following a one-year hiatus.

As defensive assistant in 1999, Roach worked closely with Ken Flajole and the defensive backfield, with an emphasis on the nickel package. Together they coached a defensive unit that led the NFL with 30 interceptions.

From 1987-1997, he served as a defensive assistant with the Buffalo Bills, which included four consecutive Super Bowl appearances, and a number one ranked defensive squad in 1988. His primary responsibility with the Bills was the defensive secondary.

Prior to his 11-year tenure in Buffalo, Roach coached the secondary of the Tampa Bay Buccaneers from 1985-86.

Roach was a member of Marv Levy's original staff with the Kansas City Chiefs from 1978-80, and spent a year (1981) coaching the secondary of the New England Patriots.

Other professional coaching stops include the USFL's Michigan Panthers from 1983-84 and the CFL's Montreal Alouettes from 1976-77. As

defensive coordinator of the Alouettes in 1977, Roach helped guide the team to a Gray Cup Championship, and a league-high 32 interceptions.

Before entering the professional ranks, Roach coached at Washington State (1974-75), Fresno State (1973), Wyoming (1971-72), Oregon State (1970) and Montana State (1966-69). He served as defensive coordinator at both Fresno State and Wyoming.

Earned Little All-American selection as a four-year starter at Black Hills State College.

Born in Rapid City, South Dakota, on August 23, 1937, Dick and his wife (Laverne) have one daughter, Stacy Ann (1/18/64) and two sons, E.T. (10/15/59) and Matt (6/17/61).

ROACH'S COACHING CAREER

1966-69	Montana State	Assistant Coach
1970	Oregon State	Assistant Coach
1971-72	Wyoming	Defensive Coordinator
1973	Fresno State	Defensive Coordinator
1974-75	Washington State	Assistant Coach
1976-77	Montreal Alouettes (CFL)	Defensive Coordinator
1978-80	Kansas City Chiefs	Defensive Backs
1981	New England Patriots	Defensive Backs
1983-84	Michigan Panthers (USFL)	Assistant Coach
1985-86	Tampa Bay Buccaneers	Defensive Backs
1987-97	Buffalo Bills	Defensive Backs
1999	Seattle Seahawks	Defensive Assistant
2000	Seattle Seahawks	Defensive Backs

ALL-TIME SEAHAWKS COACHING RECORDS

		Regular Season				Postseason		
		W	L	T	Pct.	W	L	Pct.
1976-82*	Jack Patera	35	59	0	.372	---	---	---
1982	Mike McCormack	4	3	0	.571	---	---	---
1983-91	Chuck Knox	80	63	0	.559	3	4	.429
1992-94	Tom Flores	14	34	0	.291	---	---	---
1995-98	Dennis Erickson	31	33	0	.484	---	---	---
1999-	Mike Holmgren	9	7	0	.564	0	1	.000

* Patera was replaced by Mike McCormack after two games of the 1982 season.

MIKE SHEPPARD**QUARTERBACKS**

SEAHAWKS
EXPERIENCE:
2ND YEAR
NFL
EXPERIENCE:
8TH YEAR

Named to his current position on January 19, 1999, Sheppard enters his eighth season as an assistant coach in the NFL.

In 1999, Sheppard served as coach and tutor to first-year starting quarterback Jon Kitna, who went on to throw 23 touchdowns while earning AFC Offensive Player of the Month for October.

Additionally, Sheppard continues to oversee the progress of '99 third-round draft choice Brock Huard.

Prior to joining Mike Holmgren's staff in Seattle, he served two seasons as offensive coordinator for the San Diego Chargers working with the quarterbacks in 1997 and wide receivers in '98.

In 1998, he helped bring rookie quarterback Ryan Leaf into the NFL as an assistant under Kevin Gilbride and June Jones.

Sheppard took over an offense that averaged just 82.0 yards rushing in 1996, and improved that to 108.0 yards on the ground in 1998.

An original staff member of the Baltimore Ravens in 1996, Sheppard coached the wide receivers and was also responsible for the play calling of an offense that ranked third in the NFL averaging 357.7 yards and the second-best passing attack at 248.6 yards per game. Helped wide receivers Derrick Alexander and Michael Jackson establish career years in 1996.

Sheppard entered the NFL with the Cleveland Browns in 1993, where he coached the tight ends for one season, and the wide receivers from 1994-95, under head coach Bill Belichick. Under Sheppard's guidance, 1994 first-round draft choice Derrick Alexander became one of the league's top scoring threats and helped pace the '94 squad to an 11-5 record and a 1-1 mark in the playoffs.

Before entering the NFL, Sheppard was offensive coordinator/quarterbacks coach at the

University of California in 1992, under former Seahawks coach Keith Gilbertson. The Golden Bears finished with the second-best yardage total in the Pac 10 that year.

Prior to joining the Cal staff, Sheppard spent eight years as a college head coach at New Mexico (1987-91) and Long Beach State (1984-86).

Sheppard's other coaching stops include Kansas (1983) as offensive coordinator/quarterbacks, Long Beach State (1982) as quarterbacks, Idaho State (1980-81) as quarterbacks and receivers, U.S. International (1979) as offensive coordinator/quarterbacks, Brigham Young (1977-78) as a graduate assistant and his alma mater Cal Lutheran (1974-76) as receivers coach.

Born on October 29, 1951, in Tulsa, Oklahoma, Sheppard earned a teaching credential in 1975 and a master's degree in physical education from Brigham Young in 1982. He attended John Burroughs High in Burbank, California.


Mike and his wife, Cathie, have four children—Chrissi (4/2/79), Brian (1/14/83), Shelby (8/5/88), and Macall (5/23/91).

SHEPPARD'S COACHING CAREER

- 1974-76 Cal Lutheran
Wide Receivers
- 1977-78 Brigham Young University
Graduate Assistant
- 1979 U.S. International (San Diego)
Offensive Coordinator/Quarterbacks
- 1980-81 Idaho State
Quarterbacks/Wide Receivers
- 1982 Long Beach State
Quarterbacks
- 1983 University of Kansas
Offensive Coordinator/Quarterbacks
- 1984-86 Long Beach State
Head Coach
- 1987-91 University of New Mexico
Head Coach
- 1992 University of California
Offensive Coordinator/Quarterbacks
- 1993-95 Cleveland Browns
Tight Ends/Wide Receivers
- 1996 Baltimore Ravens
Wide Receivers
- 1997-98 San Diego Chargers
*Offensive Coordinator/Quarterbacks/
Wide Receivers*
- 1999-00 Seattle Seahawks
Quarterbacks

ROD SPRINGER

ASST. STRENGTH & CONDITIONING



SEAHAWKS
EXPERIENCE:
2ND YEAR
NFL
EXPERIENCE:
2ND YEAR

Rod Springer enters his second year in the professional ranks after being named to his current position February 18, 1999.

Springer has been reunited with head strength and conditioning coach Kent Johnston for whom he served as a graduate assistant at the University of Alabama in 1985-86.

For 12 years, before joining the Seahawks, Springer has coached among the high school ranks in Texas as an assistant football coach and powerlifting coach at six different schools, most recently spending one year at Grand View High School.

First coaching job came in 1987 at Itasca High in Itasca, Texas. After changing schools three times, the fifth stop on his high school coaching tour was at Nixon-Smiley High in 1995 where he was an assistant football coach and head track and powerlifting coach. While at Nixon-Smiley, Springer consistently sent his powerlifters to regional qualifiers.

A 1984 graduate of Tarrleton State in Stephenville, Texas, Springer earned a degree in Business Administration.


Born September 19, 1960, in Oklahoma City, he grew up in Waco, Texas. Rod and his wife, Sara, have two children--Hope and Blake.

SPRINGER'S COACHING

CAREER

1999-00 Seattle Seahawks

Assistant Strength & Conditioning



Mike Holmgren listens intently to back judge Don Dorkowski.

2000 ALPHA ROSTER

1999 AFC WEST CHAMPIONS

No.	Name	Pos.	Ht.	Wt.	D.O.B.	Exp.	College	Hometown	Acquired
37	Alexander, Shaun	RB	5-11	218	08/30/77	R	Alabama	Florence, Ky.	D1(a)-'00
83	Bailey, Karsten	WR	5-10	201	04/26/77	2	Auburn	Newnan, Ga.	D3(b)-'99
63	Beede, Frank	G	6-4	296	05/01/73	5	Panhandle State	Antioch, Ca.	FA-'96
55	Bell, Marcus	LB	6-1	237	07/19/77	R	Arizona	St. Johns, Az.	D4(a)-'00
20	Bellamy, Jay	S	5-11	199	07/08/72	6	Rutgers	Aberdeen, NJ	FA-'94
60	Bloedorn, Greg	C	6-6	310	11/15/72	4	Cornell	Elmhurst, Il.	FA-'98
19	Bowens, Fabien	WR	5-11	192	02/29/72	4	Western Illinois	Aurora, Il.	W(Chi)-'99
94	Brown, Chad	LB	6-2	240	07/12/70	8	Colorado	Altadena, Ca.	UFA(Pit)-'97
34	Brown, Reggie	FB	6-0	244	06/26/73	5	Fresno State	Detroit, Mi.	D3b-'96
79	Burton, Kendrick	DE	6-5	290	09/07/73	1	Alabama	Hartselle, Al.	FA-'00
26	Canty, Chris	CB	5-9	185	03/30/76	4	Kansas State	Long Beach, Ca.	W(Chi)-'99
23	Charlton, Ike	CB	5-11	205	10/06/77	R	Virginia Tech	Orlando, Fl.	D2-'00
90	Cochran, Antonio	DE	6-4	297	06/21/76	2	Georgia	Montezuma, Ga.	D4-'99
67	Conley, Tim	T	6-5	306	12/31/77	R	Sacramento State	Santa Monica, Ca.	FA-'00
49	Darce, Jean-Philippe	LS	6-0	242	02/28/75	R	McGill	Montreal, Quebec	FA-'00
43	Eloms, Joey	CB	5-10	183	04/04/76	3	Indiana	Fort Wayne, Ind.	FA-'99
46	Epps, Dwan	LB	6-1	242	01/18/77	R	Texas Southern	Friendswood, Tx.	FA-'00
36	Evans, Omar	CB	5-11	192	09/01/76	R	Howard	Silver Springs, Md.	FA-'00
86	Fauria, Christian	TE	6-4	245	09/22/71	6	Colorado	Encino, Ca.	D2-'95
10	Feagles, Jeff	P	6-1	207	03/07/66	13	Miami	Anaheim, Ca.	UFA(Arr)-'98
9	Feterik, Kevin	QB	5-11	207	09/14/77	R	BYU	Los Alamitos, Ca.	FA-'00
13	Foley, Glenn	QB	6-2	220	10/10/70	7	Boston College	Cherry Hill, NJ	Trade (NYJ)-'99
84	French, Rufus	TE	6-3	257	03/15/78	2	Mississippi	Amory, Ms.	FA-'99
76	Frier, T.J.	DT	6-2	307	08/17/77	1	Memphis	Biloxi, Ms.	FA-'00
17	Garrett, Rickey	WR	6-3	215	09/03/77	R	Illinois State	Centralia, Ill.	FA-'00
62	Gray, Chris	G/C	6-4	305	06/19/70	8	Auburn	Birmingham, Al.	UFA(Chi)-'98
42	Green, Anthony	FB	6-1	243	05/13/77	R	West Virginia	Jersey City, N.J.	FA-'00
4	Hepner, Kris	K	5-9	180	01/18/77	R	Montana	Great Falls, Mt.	FA-'00
39	Hemdon, Warner	S	6-1	210	02/09/78	R	Morgan State	Sacramento, Ca.	FA-'00
47	Hill, James	TE	6-4	246	10/25/74	1	Abilene Christian	Dallas, Tx.	FA-'00
95	Hilliard, John	DT	6-2	285	4/16/76	R	Mississippi State	Houston, Tx.	D6(c)-'00
11	Huard, Brock	QB	6-4	228	04/15/76	2	Washington	Puyallup, Wa.	D3(a)-'99
82	Jackson, Darrell	WR	6-0	197	12/06/78	R	Florida	Dayton, Oh.	D3-'00
73	Jenkins, Marcus	G	6-4	302	09/12/75	1	Central Florida	Tampa, Fla.	FA-'00
71	Jones, Walter	T	6-5	300	01/19/74	4	Florida State	Aliceville, Al.	D1(b)-'97
28	Joseph, Kerry	S	6-2	205	10/04/73	4	McNeese State	New Iberia, La.	FA-'98
58	Kacyvenski, Isaiah	LB	6-1	250	10/03/77	R	Harvard	Endicott, NY	D4(b)-'00
68	Kehl, Ed	LS/DT	6-4	305	08/03/72	1	Brigham Young	Sandy, Utah	FA-'00
33	Kelly, Maurice	S	6-0	176	10/09/72	R	East Tennessee St.	Orangeburg, S.C.	FA-'00
66	Kendall, Pete	G	6-5	292	07/09/73	5	Boston College	Weymouth, Ma.	D1-'96
64	Kendrick, Donta	G	6-3	290	04/09/78	R	Southern Cal		FA-'00
78	Keneley, Matt	DT	6-5	284	12/01/73	1	Southern Cal	Mission Viejo, Ca.	FA-'00
96	Kennedy, Cortez	DT	6-3	306	08/23/68	11	Miami	Wilson, Ar.	D1(a)-'90
92	King, Lamar	DE	6-3	294	08/10/75	2	Saginaw Valley St.	Boston, Ma.	D1-'99
7	Kitna, Jon	QB	6-2	217	09/21/72	4	Central Washington	Tacoma, Wa.	FA-'96
53	Koonce, George	LB	6-1	245	10/15/68	9	East Carolina	Vanceboro, N.C.	UFA (GB) - '00
59	Kopp, Jeff	LB	6-4	244	07/08/71	6	Southern Cal	Danville, Ca.	FA-'00
99	LaBounty, Matt	DE	6-4	275	01/03/69	8	Oregon	Novato, Ca.	T(GB)-'96
56	Logan, James	LB	6-2	225	12/06/72	6	Memphis	Opp, Al.	W(Cin)-'95
88	May, Deems	TE	6-4	263	03/06/69	9	North Carolina	Lexington, N.C.	UFA (SD)-'97
87	Mayes, Derrick	WR	6-0	205	01/28/74	5	Notre Dame	Indianapolis, IN	Trade (GB)-'99
75	McIntosh, Chris	T	6-6	315	02/20/77	R	Wisconsin	Pewaukee, Wi.	D1(b)-'00
89	Mili, Itula	TE	6-4	265	04/20/73	4	Brigham Young	Laie, Ha.	D6-'97
8	Moorman, Brian	P	5-11	180	02/08/76	1	Pittsburg State	Leesville, Ks.	FA-'00
16	Mustafa, Isaiah	WR	6-2	200	02/11/74	1	Arizona State	Portland, Ore.	FA-'00
50	Myles, DeShone	LB	6-2	235	10/31/74	3	Nevada	Las Vegas, Nv.	D4-'98
48	Osborne, Scot	LS	6-4	274	10/30/77	R	William & Mary	Asheville, Nc.	FA-'00
7	Parker, Riddick	DT	6-3	274	11/20/72	4	North Carolina	Southampton, Va.	FA-'96
2	Peterson, Todd	K	5-10	177	02/04/70	6	Georgia	Valdosta, Ga.	FA-'95
35	Phillips, Rodnick	RB	5-11	205	11/17/77	R	Southern Methodist	Galveston, Tx.	FA-'00
85	Pritchard, Mike	WR	5-10	193	10/26/69	10	Colorado	Las Vegas, Nv.	FA-'96
31	Rogers, Charlie	RB	5-9	179	06/19/76	2	Georgia Tech	Cliffwood, NJ	D5(b)-'99
51	Simmons, Anthony	LB	6-0	230	06/20/76	3	Clemson	Spartanburg, S.C.	D1-'98
70	Sinclair, Michael	DE	6-4	275	01/31/68	10	Eastern New Mexico	Beaumont, Tx.	D6-'91
24	Springs, Shawn	CB	6-0	195	03/11/75	4	Ohio State	Silver Springs, Md	D1a-'97
38	Strong, Mack	FB	6-0	235	09/11/71	7	Georgia	Columbus, Ga.	FA-'93
18	Swinton, Reginald	WR	6-0	172	07/24/75	1	Murray State	Little Rock, Ar.	FA-'00
45	Timmons, Carlos	LB	6-1	242	5/17/72	R	Eastern Kentucky	Brooksville, Fla.	FA-'00
61	Tobeck, Robbie	C/G	6-4	298	03/06/70	7	Washington State	Tarpon Springs, Fla.	UFA (Atl)-'00
25	Tongue, Reggie	S	6-0	206	04/11/73	5	Oregon State	Fairbanks, Ak.	UFA(KC)-'00
21	Vinson, Fred	CB	5-11	180	04/02/77	2	Vanderbilt	North Augusta, SC	T(GB)-'00
29	Walker, Corey	RB	5-10	188	06/04/73	1	Arkansas State	Memphis, Ten.	FA-'00
91	Watson, Tim	DT	6-4	290	12/23/74	R	Rowan	Williamstown, NJ	D6(b)-'00
32	Watters, Ricky	RB	6-1	217	04/07/69	10	Notre Dame	Harrisburg, Pa.	UFA(Phil)-'98
69	Wedderburn, Floyd	T	6-5	333	05/05/76	2	Penn State	Upper Darby, Pa.	D5(a)-'99
74	Weiner, Todd	T	6-4	300	09/16/75	3	Kansas State	Coral Springs, Fl.	D2-'98
15	Williams, James	WR	5-10	180	03/06/78	R	Marshall	Raymond, Ms.	D6(a)-'00
27	Williams, Willie	CB	5-9	180	12/26/70	8	Western Carolina	Columbia, SC	UFA(Pit)-'97

2000 NUMERICAL ROSTER

No.	Name	Pos.	Ht.	Wt.	Age	Exp.	College	Hometown	How Acq.
2	Todd Peterson	K	5-10	177	29	6	Georgia	Valdosta, Ga.	FA-'95
4	Kris Heppner	K	5-9	180	22	R	Montana	Great Falls, Mt.	FA-'00
7	Jon Kitna	QB	6-2	217	26	4	Central Washington	Tacoma, Wa.	FA-'96
8	Brian Moorman	P	5-11	180	24	1	Pittsburg State	Leesville, Ks.	FA-'00
9	Kevin Feterik	QB	5-11	207	22	R	Brigham Young	Los Alamitos, Ca.	FA-'00
10	Jeff Feagles	P	6-1	208	33	13	Miami	Phoenix, Az.	UFA(Ar)-'98
11	Brock Huard	QB	6-4	228	23	2	Washington	Puyallup, Wa.	D3(a)-'99
13	Glenn Foley	QB	6-2	220	28	7	Boston College	Cherry Hill, Nj	Trade (NYJ)-'99
15	James Williams	WR	5-10	180	22	R	Marshall	Raymond, Ms.	D6(a)-'00
16	Isaiah Mustafa	WR	6-2	200	26	1	Arizona State	Portland, Ore.	FA-'00
17	Rickey Garrett	WR	6-3	215	23	R	Illinois State	Centralia, Ill.	FA-'00
18	Reginald Swinton	WR	6-0	172	24	1	Murray State	Little Rock, Ar.	FA-'00
19	Bownes, Fabien	WR	5-11	192	27	4	Western Illinois	Aurora, Il.	W(Chi)-'99
20	Jay Bellamy	S	5-11	199	27	6	Rutgers	Aberdeen, Nj	FA-'94
21	Fred Vinson	CB	5-11	180	23	2	Vanderbilt	North Augusta, SC	T(GB)-'00
23	Ike Charlton	CB	5-11	205	22	R	Virginia Tech	Orlando, Fl.	D2-'00
24	Shawn Springs	CB	6-0	195	24	4	Ohio State	Silver Springs, Md.	D1a-'97
25	Reggie Tongue	S	6-0	206	27	5	Oregon State	Fairbanks, Ak.	UFA (KC)-'00
26	Chris Canty	CB	5-9	185	23	4	Kansas State	Long Beach, Ca.	W(Chi)-'99
27	Wilie Williams	CB	5-9	180	29	8	Western Carolina	Columbia, SC	UFA(Pit)-'97
28	Kerry Joseph	S	6-1	205	25	4	McNeese State	New Iberia, La.	FA-'98
29	Corey Walker	RB	5-10	188	27	1	Arkansas State	Memphis, Ten.	FA-'00
31	Charlie Rogers	RB	5-9	179	23	2	Georgia Tech	Cliffwood, Nj	D5(b)-'99
32	Ricky Watters	RB	6-1	217	30	10	Notre Dame	Harrisburg, Pa.	UFA(Phil)-'98
33	Maurice Kelly	S	6-0	176	27	R	East Tennessee State	Orangeburg, S.C.	FA-'00
34	Reggie Brown	FB	6-0	244	26	5	Fresno State	Detroit, Mi.	D3(b)-'96
35	Rodnick Phillips	RB	5-11	205	22	R	Southern Methodist	Galveston, Tx.	FA-'00
36	Omar Evans	CB	5-11	192	23	R	Howard	Silver Springs, Md.	FA-'00
37	Shaun Alexander	RB	5-11	218	22	R	Alabama	Florence, Ky.	D1(a)-'00
38	Mack Strong	FB	6-0	235	27	7	Georgia	Columbus, Ga.	FA-'93
39	Warner Herndon	S	6-1	210	22	R	Morgan State	Sacramento, Ca.	FA-'00
42	Anthony Green	FB	6-1	243	22	R	West Virginia	Jersey City, N.J.	FA-'00
43	Joey Eloms	CB	5-10	183	23	3	Indiana	Fort Wayne, Ind.	FA-'99
45	Carlos Timmons	LB	6-1	242	28	R	Eastern Kentucky	Brooksville, Fla.	FA-'00
46	Dwan Epps	LB	6-1	242	23	R	Texas Southern	Friendswood, Tx.	FA-'00
47	James Hill	TE	6-4	246	25	1	Abilene Christian	Dallas, Tx.	FA-'00
48	Scott Osborne	LS	6-4	274	22	R	William & Mary	Asheville, N.C.	FA-'00
49	Jan-Phillipe Darche	LS	6-0	242	25	R	McGill	Montreal, Quebec	FA-'00
50	DeShone Myles	LB	6-2	235	26	3	Nevada	Las Vegas, Nv.	D4-'98
51	Anthony Simmons	LB	6-0	230	23	3	Clemson	Spartanburg, SC	D1-'98
53	George Koonce	LB	6-1	245	31	9	East Carolina	Vanceboro, NC	UFA (GB) - '00
55	Marcus Bell	LB	6-1	237	22	R	Arizona	St. Johns, Az.	D4(a)-'00
56	James Logan	LB	6-2	225	26	6	Memphis	Opp, Al.	W(Cin)-'95
58	Isaiah Kacyvenski	LB	6-1	250	22	R	Harvard	Endicott, NY	D4(b)-'00
59	Jeff Kopp	LB	6-4	244	28	6	Southern California	Danville, Ca.	FA-'00
60	Greg Bloedorn	C	6-6	310	27	4	Cornell	Elmhurst, Il.	FA-'98
61	Robbie Tobeck	C/G	6-4	298	30	7	Washington State	Tarpon Springs, Fla.	UFA (Atl)-'00
62	Chris Gray	G/C	6-3	305	29	8	Auburn	Birmingham, Al.	UFA(Chi)-'98
63	Frank Beede	G	6-4	296	26	5	Panhandle State	Antioch, Ca.	FA-'96
64	Donta Kendrick	G	6-3	290	22	R	Southern California		FA-'00
66	Pete Kendall	G	6-5	292	26	5	Boston College	Weymouth, Ma.	D1-'96
67	Tim Conley	T	6-5	306	22	R	Sacramento State	Santa Monica, Ca.	FA-'00
68	Ed Kehl	LS/DT	6-4	305	27	1	Brigham Young	Sandy, Utah	FA-'00
69	Floyd Wedderburn	T	6-5	333	24	2	Penn State	Upper Darby, Pa.	D5(a)-'99
70	Michael Sinclair	DE	6-4	275	31	10	Eastern New Mexico	Beaumont, Tx.	D6-'91
71	Walter Jones	T	6-5	300	25	4	Florida State	Aliceville, Al.	D1b-'97
73	Marcus Jenkins	G	6-4	302	25	1	Central Florida	Tampa, Fla.	FA-'00
74	Todd Weiner	T	6-4	300	25	3	Kansas State	Coral Springs, Fl.	D2-'98
75	Chris McIntosh	T	6-6	315	23	R	Wisconsin	Pewaukee, Wi.	D1(b)-'00
76	T.J. Frier	DT	6-2	307	23	1	Memphis	Biloxi, Ms.	FA-'00
78	Matt Keneley	DT	6-5	284	26	1	Southern California	Mission Viejo, Ca.	FA-'00
79	Kendrick Burton	DE	6-5	290	26	1	Alabama	Hartselle, Al.	FA-'00
82	Darrell Jackson	WR	6-0	197	21	R	Florida	Jackson, Oh.	D3(a)-'00
83	Karsten Bailey	WR	5-10	201	22	2	Auburn	Newnan, Ga.	D3(b)-'99
84	Rufus French	TE	6-3	257	23	2	Mississippi	Amory, Ms.	FA-'99
85	Mike Pritchard	WR	5-10	193	29	10	Colorado	Las Vegas, Nv.	FA-'96
86	Christian Fauria	TE	6-4	245	27	6	Colorado	Encino, Ca.	D2-'95
87	Derrick Mayes	WR	6-0	205	25	5	Notre Dame	Indianapolis, In	Trade (GB)-'99
88	Deems May	TE	6-4	263	31	9	North Carolina	Lexington, N.C.	UFA (SD)-'97
89	Itula Mili	TE	6-4	265	26	4	Brigham Young	Laie, Ha.	D6-'97
90	Antonio Cochran	DE	6-4	297	22	2	Georgia	Montezuma, Ga.	D4-'99
91	Tim Watson	DT	6-4	290	25	R	Rowan	Williamstown, Nj	D6(b)-'00
92	Lamar King	DE	6-3	294	23	2	Saginaw Valley St.	Boston, Ma.	D1-'99
94	Chad Brown	LB	6-2	240	29	8	Colorado	Altadena, Ca.	UFA(Pit)-'97
95	John Hilliard	DT	6-2	285	24	R	Mississippi State	Houston, Tx.	D6(c)-'00
96	Cortez Kennedy	DT	6-3	306	31	11	Miami	Wilson, Ark.	D1-'90
97	Riddick Parker	DT	6-3	274	26	4	North Carolina	Southampton, Va.	FA-'96
99	Matt LaBounty	DE	6-4	275	30	8	Oregon	Novato, Ca.	T(GB)-'99

HOW BUILT

YEAR	BY DRAFT	BY TRADE/ WAIVERS	FREE AGENTS
2000	RB Shaun Alexander (1a)	CB Fred Vinson (T)	T Tim Conley
	T Chris McIntosh (1b)		LB Dwan Epps
	CB Ike Charlton (2)		CB Omar Evans
	WR Darrell Jackson (3)		QB Kevin Feterik
	LB Marcus Bell (4a)		FB Anthony Green
	LB Isaiah Kacyvenski (4b)		S Warner Herndon
	WR James Williams (6a)		TE James Hill
	DT Tim Watson (6b)		G Marcus Jenkins
	DT John Hilliard (6c)		LS Ed Kehl
			S Maurice Kelly
			DT Matt Keneley
			LB George Koonce
			LB Jeff Kopp
			LS Scot Osbourne
		RB Rodnick Phillips	
		WR Reginald Swinton	
		C/G Robbie Tobeck	
		S Reggie Tongue	
		RB Cory Walker	
		DE Donta Kendrick	
1999	DE Lamar King (1)	QB Glenn Foley (T)	TE Rufus French
	QB Brock Huard (3)	WR Derrick Mayes (T)	DT T.J. Frier
	WR Karsten Bailey (3)	CB Chris Canty (W)	P Brian Moorman
	DE Antonio Cochran (4)		
	T Floyd Wedderburn (5)		
WR/KR Charlie Rogers (5)			
1998	LB Anthony Simmons (1)		CB Joey Eloms
	T Todd Weiner (2)		P Jeff Feagles
	LB DeShone Myles (4)		G Chris Gray
		S Kerry Joseph	
		RB Ricky Watters	
1997	CB Shawn Springs (1a)		LB Chad Brown
	T Walter Jones (1b)		TE Deems May
	TE Itula Mili (6)		CB Willie Williams
1996	G Pete Kendall (1)	DE Matt LaBounty (T)	G Frank Beede
	FB Reggie Brown (3b)		G Greg Bloedorn
			QB Jon Kitna
			DT Riddick Parker
			WR Mike Pritchard
1995	TE Christian Fauria (2)	LB James Logan (W)	K Todd Peterson
1994			S Jay Bellamy
1993			FB Mack Strong
1991	DE Michael Sinclair (6)		
1990	DT Cortez Kennedy (1)		

PLAYERS

1999 AFC WEST CHAMPIONS





KARSTEN BAILEY

WIDE RECEIVER

6-0 #83 201

AUBURN

2ND NFL SEASON

2ND SEAHAWKS SEASON

3RD(B) ROUND 1999

1999 GAMES/STARTS: 2/0

CAREER GAMES/STARTS: 2/0

APRIL 26, 1977 (NEWMAN, GA.)

1999: Was on the Seahawks roster throughout the season, but inactive all but two games. Saw action at Chicago (9/19) and versus Buffalo (10/24) but did not have a reception. Was inactive in playoff game versus Miami (1/9/00).

PRO: Selected with the second of two third-round picks (82nd overall) in 1999. A quiet, but confident deep threat with good size enabling him to be an effective pass catcher in traffic.

COLLEGE: Tigers' all-time leading receiver with 150 receptions. His 17 touchdowns are second in team history and 2,174 yards receiving rank third. Led the club with 43 receptions, 651 yards and seven touchdowns during his senior campaign earning All-Southeastern Conference first team and All-American Dream Team honors by *The Sports Network*. Caught five passes for 113 yards versus Arkansas and gave the Tigers a 10-6 triumph versus Central Florida as he hauled in a 58-yard touchdown with 0:57 remaining. Retrieved a season-high nine passes the following week versus Georgia totaling 115 yards. Started all 13 games during a junior season in which he became one of only three Tigers to have at least 45 receptions in consecutive seasons. Ended the season with 51 catches, 824

yards and seven touchdowns. Three covered more than 70 yards. Also started every game as a sophomore leading the team with 45 receptions for 592 yards and three touchdowns. Named to the NFL

Draft

Reports's

Super

Sophomore

Squad.

Appeared in

eight games

as a true

freshman,

earning

starting

roles versus

Arkansas

and North-

east

Louisiana

finishing the

year with nine

catches

for 91 yards.

PERSONAL:

Lettered in

football at

East

Coweta High

in Sharpsburg,

Georgia, where

he played

wide receiver

and running

back. A hotel

and restaurant

management

major at

Auburn.

Karsten has been a regular participant with the Seattle Emergency Housing Birthday Party for children.



FRANK BEEDE

GUARD

6-4 #63 296

PANHANDLE STATE

5TH NFL SEASON

5TH SEAHAWKS SEASON

FREE AGENT 1996

1999 GAMES/STARTS: 9/0

CAREER GAMES/STARTS: 39/8

MAY 1, 1973 (ANTIOCH, CA.)

1999: After missing all of 1998 with a knee injury, saw action in nine games, but did not have a start. Saw action as member of special teams unit beginning at Green Bay (11/1). Replaced Brian Habib at right guard for final three drives at Denver (12/19). Also saw action at right guard in playoff game versus Miami (1/9/00).

PRO: Versatile lineman who has seen action at both right and left guard, as well as center. Has played 39 games with eight starts. Has started at both right guard (6) and left guard (2). First free agent rookie offensive lineman to start in franchise history. **1996:** Played in the last 14 games after being inactive the first two. Started twice at left

guard, at Miami (10/6) and at Kansas City (10/17). Started for fellow rookie Pete Kendall and went back to a reserve role when Kendall returned. One of four rookie offensive linemen on Seattle's 53-man roster and one of two undrafted rookies (along with Grant Williams) to make the roster. **1997:** Played 16 games with six starts. Started versus Oakland (10/26) and at Denver (11/2) at right guard for an injured Derrick Graham (ankle). Saw his first action at center versus San Diego (9/12) then again at San Diego (11/9). **1998:** Suffered knee injury the first week of training camp and was placed on injured reserve (8/25).


COLLEGE: Second-team NAIA Division I All-America choice by the NAIA Division I Selection Committee. First-team All-Oklahoma Intercollegiate Conference choice after transferring from the University of California prior to the start of the season. Played for former Seahawks assistant coach Keith Gilbertson at California. Lettered two seasons at guard after beginning his career as a center. Played as a reserve in 1992 after redshirting in 1991. Majored in History.

PERSONAL: Lettered in football, wrestling, and track at Antioch High School in Antioch, California. League heavyweight wrestling champion as a senior. Part of an offensive line that raised more than \$40,300 in 1997 to build a new Pediatrics playroom at Evergreen Hospital in Kirkland, and over \$36,000 in 1998 for the Rainier Vista Boys & Girls Club. Married to, Kim, on May 13, 2000, and the couple lives in Kirkland, Washington.

Frank supports the Seahawks Academy each year with visits. The Academy is a school for Seattle students who have not been successful in traditional middle schools.

BEEDE'S NFL RECORD

Year	Team	GP/GS	Postseason	Year	Team	GP/GS	Postseason
1996	Seattle	—	14/2	1999	Seattle	—	9/0 1/0
1997	Seattle	—	16/6	Career	—	39/8	
1998	Seattle	—	Injured Reserve	Postseason	—		1/0



JAY BELLAMY

SAFETY

#20

5-11 199

RUTGERS

7TH NFL SEASON

7TH SEAHAWKS SEASON

FREE AGENT 1994

1999 GAMES/STARTS: 16/16

CAREER GAMES/STARTS: 82/39

JULY 8, 1972 (PERTH AMBOY, NJ)

1999: Had a successful year starting 16 games at free safety after making the switch from strong safety where he had played his previous five seasons. For second straight year finished season second on the team behind Chad Brown with 96 tackles (career-high 85 solo) and finished third in interceptions with career-high four. Totaled eight passes defended and nine special teams stops. Tied for team lead with seven tackles in season opener versus Detroit (9/12). Recorded first interception of season at Pittsburgh (9/26). Led the team in tackles with nine (eight solo) at San Diego (10/17). Had interception and pass defended to go along with five tackles versus

Buffalo (10/24). Led team with eight tackles (seven solo) in Kingdome's finale versus Kansas City (12/26). Had eight tackles and tied career high with two interceptions at New York Jets (1/2/00).

PRO: Moved to free safety in 1999, following first full season as a starter at strong safety in '98. Originally stepped in as a starter at strong safety for the last half of the 1997 season after being a valuable reserve and special teams performer his first three seasons. Was the only undrafted rookie free agent to make the final 53-man roster in 1994. Has 81 special teams tackles for his career. **1994:** Played three-of-the-first-nine games

1999 AFC WEST CHAMPIONS

before injuring his shoulder against Cincinnati. Missed the rest of the season on injured reserve. Signed on April 27. **1995:** Played 15 games as

Jay supports the annual Juneteenth Festivals held in Seattle and Tacoma, Washington each Summer. The Juneteenth Festival celebrates freedom for African Americans.

a reserve safety and special teams performer. Inactive against Cincinnati. Forced a fumble at Jacksonville to set up the clinching touchdown in a 47-30 win. **1996:**

Played 16 games as a reserve safety and special teams performer. Set a franchise record with 34 special teams tackles, according to coaches video study. Had four three times and three three times. Used as a nickel back on defense and was credited with 18 tackles and three interceptions. Stopped a Buffalo drive with an interception with 3:05 left. Set up a touchdown before the half with a pick versus Minnesota and forced a fumble on special teams. **1997:** Played 16 games, starting the last seven at strong safety after an injury sidelined Bennie Blades (back). Starts were the first of his career. Used in multiple-back formations all season. Credited with a personal best 52 tackles, including 35 in his seven starts. Tied for second on the team in tackles over the last seven games with 35. Only LB Dean Wells (39) had more. Added 2.0 sacks, and an interception. Had seven tackles in a game

three times, including at Oakland (12/14), where 2.5 were for loss, with one sack. Also had a sack at Denver (11/2). Intercepted a pass at Kansas City (9/28) and returned it 13 yards. Credited with 12 special teams tackles. **1998:** Finished season second on team with career-high 98 total tackles (career-high 81 solo) and tied for second with three interceptions. Also registered 11 total special teams tackles (third on team). Recorded an interception and recovered his first career fumble versus Washington (9/20). Registered a career-high 12 total stops (10 solo) against Tennessee (11/29). Had first career multi-interception game with two picks against San Diego (12/13).

HONORS: 1997: *Special Teams Captain* (voted by teammates). 1998: *Special Teams Captain* (voted by teammates).

COLLEGE: Four-year letterman and three-year starter at both cornerback and free safety. Three-time second-team All-Big East choice. Finished his career with 192 tackles and eight interceptions. Had 56 tackles and four interceptions in 1992, with 46 tackles in 1993. One of four true freshmen to letter in 1990. Returned one of his two interceptions that season 21 yards for a touchdown versus Temple. Majored in Sociology.

PERSONAL: Played quarterback and free safety at Matawan High School in Aberdeen, New Jersey, the same school as teammate RB/KR Charlie Rogers. Returned three punts for touchdowns as a senior. Also lettered in track. His brother, Eric, lettered in football at Georgia Tech (1989-90). Full name is John Jay Bellamy. Lives in Woodinville, Washington.

BELLAMY'S NFL RECORD

Club	G/S	Tackles					Defense		Interceptions					LG	TD	PD	FF	FR
		Tkl	So	Ast	QB	Yds	No	Yds	Avg	Yds	TD	Yds						
1994 Seattle	3/0	0	0	0	0.0	0.0	0	0	0.0	0	0	0	0	0	0	0	0	0
1995 Seattle	15/0	3	2	1	0.5	0.0	0	0	0	0	0	0	0	0	0	1	0	
1996 Seattle	16/0	18	16	2	0.0	0.0	3	18	6.0	16	0	6	0	0	0	0	0	
1997 Seattle	16/7	52	42	10	2.0	15.0	1	13	13.0	13	0	6	0	0	0	0	0	
1998 Seattle	16/16	98	81	17	1.0	4.0	3	40	13.3	24	0	8	2	2	2	2	2	
1999 Seattle	16/16	96	85	11	0.0	0.0	4	4	1.0	7	0	8	0	1	0	1	1	
NFL TOTALS	82/39	262	221	41	3.5	19.0	11	75	6.8	24	0	28	3	3	3	3	3	

SPECIAL TEAMS

Club	G/S	Tkl	So	Ast	I20	T/L	Yds	FF	FR	Pu	FG	XP
1994 Seattle	3/0	2	2	0	0.0	0.0	0.0	0	0	0	0	0
1995 Seattle	15/0	13	8	5	0.0	0.0	0.0	0	1	0	0	0
1996 Seattle	16/0	*34	20	14	3.0	0.0	0.0	1	0	0	0	0
1997 Seattle	16/7	12	5	7	0.0	0.0	0.0	0	0	0	0	0
1998 Seattle	16/16	11	8	3	0.0	0.0	0.0	0	0	0	0	0
1999 Seattle	16/16	9	7	2	0.0	0.0	0.0	0	1	0	0	0
NFL TOTALS	82/39	81	50	31	3.0	0.0	0.0	1	2	0	0	0

* Seahawks Record

POSTSEASON

Club	G/S	Tackles			Sacks		Interceptions			LG	TD	PD	FF	FR
		Tkl	So	Ast	QB	Yds	No	Yds	Avg					
1999 Seattle	1/1	5	4	1	0.0	0.0	0	0	0.0	0	0	0	0	
NFL TOTALS	1/1	5	4	1	0.0	0.0	0	0	0.0	0	0	0	0	

SINGLE GAME HIGHS

Tackles: 12, vs. Tennessee 11/29/98 **Sacks:** 2, at Denver 11/2/97

Interceptions: 2, 2 Times (Last: vs. NY Jets, 1/2/00)

Forced Fumbles: 1, 2 Times (Last: vs. Arizona, 9/13/98)

Fumble Recoveries: 1, 3 Times (Last: at Kansas City 11/21/99)



GREG BLOEDORN

CENTER

#60

6-6

310

CORNELL

4TH NFL SEASON

4TH SEAHAWKS SEASON

FREE AGENT 1996

1999 GAMES/STARTS: 10/0

CAREER GAMES/STARTS: 12/0

NOVEMBER 15, 1972 (ELMHURST, IL.)

1999: Played in career-high 10 games. A backup at guard, he saw most action on special teams. Took over longsnapping duties at Chicago (9/19) for injured Deems May (concussion) and continued snapping through week nine versus Cincinnati (11/7). Was inactive the following week versus Denver (11/14) and the final five games.

PRO: Signed as an undrafted free agent in 1996 and spent '96 and part of '97 on team's practice squad. **1996:** Spent the last 14 games on the practice squad. Originally signed as an undrafted free agent on April 25. Was waived on August 13 and re-signed to the practice squad on September 11. **1997:** Saw action in two games on special teams while switching time between the active roster and the practice squad. Played in first career game at Oakland (12/14). Played in the NFL Europe League prior to the Seahawks' 1998 season. **1998:** Released (8/30) at the end of preseason. Re-signed (11/18) and spent final six games of season on club's active roster. Did not

see action despite being active for five of the six contests.

COLLEGE: Two-year starter. First-team All-Ivy League choice as a senior. Began his career as a tight end.

Graduated with a degree in Economics.

PERSONAL:

Attended Glenbard South High School in Glen Ellyn, Illinois, lettering in football, basketball,

and track. Lives in Glen Ellyn, Illinois.

Greg was a participant in the United Way Hometown Huddle last season. The United Way Hometown Huddle was formed to help families in need of food.

BLOEDORN'S NFL RECORD

Year	Team	GP/GS	Postseason	Year	Team	GP/GS	Postseason
1996	Seattle	—	Practice Squad	1999	Seattle	—	10/0
1997	Seattle	—	2/0	0/0	Career	—	12/0
1998	Seattle	—	0/0	0/0	Postseason	—	0/0

FABIEN BOWNES

WIDE RECEIVER

#19

5-11 192

WESTERN ILLINOIS

3RD NFL SEASON

2ND SEAHAWKS SEASON

WAIVERS (CHI) 1999

1999 GAMES/STARTS: 15/0

CAREER GAMES/STARTS: 48/0

FEBRUARY 29, 1972 (AURORA, IL.)

Fabien's passion has always been to help needy families and that was evident in his work with the United Way Hometown Huddle held at the Food Lifeline last season.

1999: Made statement on special teams as second leading tackler with 16 (13 solo). Had four receptions for 68 yards. Had key 49-yard touchdown reception at Chicago (9/19). Was voted special teams captain by teammates for playoff game versus Miami (1/9).

PRO: Acquired as an undrafted free agent in 1995 by Chicago. Seattle acquired off waivers from Chicago (9/6/99). Member of Chicago's practice squad in 1995 and 1996 seasons. **1995:** Spent first 14 games on practice squad. Signed to 53-player roster (12/14) and played on punt coverage unit versus Tampa Bay (12/17). Inactive for finale versus Philadelphia (12/24). **1996:** Released by Chicago (8/19) in cutdown to 60. Signed to practice squad (10/16)

for final nine games. **1997:** Led the special teams unit with 19 tackles and a fumble recovery. Played in all 16 games for first time in career. Returned 19 kickoffs for 396 yards. Caught first NFL pass for nine yards at New England (9/21). Set career-highs in catches (4) and yards (54) versus Washington (11/2). Recovered punt to seal victory versus Tampa Bay (11/23). **1998:** Finished 11th on team with five catches for 69 yards and a touchdown. Tied for eighth on team with 10 special teams tackles. Played in all 16 games for second consecutive season. Left game at Tampa Bay (9/20) with a heat migraine. Career-high 56 yards receiving on three catches versus Minnesota (9/27). Caught first career touchdown in fourth quarter of Bears dramatic comeback win versus Detroit (10/4).

COLLEGE: Four-year letterman and honorable mention all-conference as senior. Career-best 28 catches for 346 yards and two TD's receiving in nine starts as a senior. School record holder in 200-meter dash and qualified for nationals in the 100-meter dash. Caught 12 passes for 165 yards including a 44-yard pass as a junior in 1993 while starting three games and playing in five.

PERSONAL: Track and football prep athlete at Waubonsie Valley in Aurora, Illinois. Last name is pronounced BO-ins.

BOWNES' NFL RECORD

Club	G/S	Receiving				LG	TD	Rushing			
		No	Yds	Avg	Att			Yds	Avg.	TD	
1995 Chicago	1/0	0	0	0.0	0	0	0	0	0.0	0	
1996 Chicago	Practice Squad										
1997 Chicago	16/0	12	146	12.2	21	0	0	0	0.0	0	
1998 Chicago	16/0	5	69	13.8	44	1	0	0	0.0	0	
1999 Seattle	15/0	4	68	17.0	49t	1	1	-14	-14.0	0	
NFL TOTALS	48/0	21	283	13.5	49t	2	1	-14	-14.0	0	

POSTSEASON

Club	G/S	Receiving				LG	TD	Rushing			
		No	Yds	Avg	Att			Yds	Avg.	TD	
1999 Seattle	1/0	0	0	0.0	0	0	0	0	0.0	0	
NFL TOTALS	1/0	0	0	0.0	0	0	0	0	0.0	0	

SINGLE GAME HIGHS

Most Receptions: 4, vs. Washington 11/2/97
Most Yards: 54, 2 Times (Last at Chicago 9/19/99)

Longest Reception: 49t, at Chicago 9/19/99
Most Touchdowns: 1, 2 Times (Last at Chicago 9/19/99)

Special Team Tackles: 1997 (Chicago) -19, 1998 (Chicago) -10, 1999 (Seattle) -16; Career Totals: 45



CHAD BROWN

LINEBACKER

6-2 #94 240

COLORADO
8TH NFL SEASON

4TH SEAHAWKS SEASON

UNRESTRICTED FREE AGENT (PIT) 1997

1999 GAMES/STARTS: 15/15

CAREER GAMES/STARTS: 102/95

JULY 12, 1970 (ALTADENA, CA.)

1999: Led team in tackles for third consecutive season with 117 (87 solo) en route to his third AFC Pro Bowl selection (second with Seattle). Finished fourth on the team with 5.5 sacks and led the team five times in tackles. Recorded five tackles and 1.5 sacks in just one half of action in season opener versus Detroit (9/12), but suffered a neck injury and was forced to miss the second half and the following week. Returned to record eight tackles versus Pittsburgh (9/26). Tied season high with team leading 12 stops (11 solo) and a forced fumble in Monday Night game at Green Bay (11/1). Also tallied 12 tackles (eight solo) and a sack versus Tampa Bay (11/28). Led the team with 10 tackles (five solo) at Oakland (12/5). Recorded seven tackles and a sack in Kingdome's finale versus Kansas City (12/26) and a team-leading 10 tackles (seven solo) and sack in final regular season game at New York Jets (1/2/00). Led team with 10 stops (six solo) in playoff loss to Miami (1/9/00).

PRO: Made an immediate impact with the Seahawks after signing as an unrestricted free agent in 1997. Versatile player who started at right linebacker, played right end in the nickel, and was used on special teams. Celebrated his third season with the Seahawks with his third trip to the Pro Bowl (second with Seahawks). Has now recorded at least 100 tackles in four seasons, three consecutive. Played his first four seasons with the Pittsburgh Steelers after being their 1993 second-round draft choice, the 44th player chosen overall. Played 56 regular season games with the Steelers, starting 49. Credited with 299 tackles, 30 sacks, eight forced fumbles, and two fumble recoveries. Made his first 36 starts at inside linebacker before starting 13 times at right outside in 1996. Had 119 tackles in 1994 and then finished third in the AFC with 13 sacks in 1996. Single-game high of 4.5 sacks at Cincinnati was an NFL high for 1996. Played in nine postseason games, starting seven. Had three sacks against Indianapolis in 1996. **1993:** Played 16 games and started the last nine at inside linebacker. Also saw action at

outside linebacker in nickel situations and on special teams. Finished the season with 69 tackles, three sacks, and a team-high 10 quarterback pressures. Credited with six tackles, two sacks, and a forced fumble in his first start at Cincinnati (11/7) to earn a game ball.

Posted a single-game high 10 tackles, including a sack and forced fumble, at Miami (12/13). Started at Kansas City in the postseason and had 10 tackles and added one on special teams.

1994:

Started 16 regular season games and led team with career-best 119 tackles. Also led with 90 solo stops and was third with 8.5 sacks. Had at least 10 tackles in four games, including a single-game career best 14 (12 solo) versus Seattle in Husky Stadium. Led team in tackles six times. Picked off first career pass versus Cleveland (12/18). Added seven tackles in two postseason starts. **1995:** Started 10-of-the-first-11

games, missing game eight with ankle sprain, an injury that also kept him inactive for the last

five games. Was leading the NFL with 5.5 sacks after five weeks. Included

was a three-sack performance at Houston (9/10). Inactive

versus Jacksonville (10/29) his first game missed on any

level. Returned to play in all three postseason games, starting

Super Bowl XXX versus Dallas. **1996:** Played and started 14

games. Started the season opener at inside linebacker before moving to

outside linebacker after a season-ending injury to five-time Pro

Bowler Greg Lloyd and earned a trip to the Pro Bowl as a starter.

Missed two-of-the-last-four

games with an ankle injury but returned to start both playoff

games. Led the team with 13

Chad and his family kicked off a campaign during the 1999 season with the American Lung Association. Chad suffers from Asthma and wanted to lend his support to others with the illness.



sacks, a total that ranked third in the AFC and fourth in the NFL. Had an NFL-high 4.5 sacks at Cincinnati (10/13), one-half off the club record, and 11 tackles to earn AFC Defensive Player of the Week honors. Sack total was the highest by an NFL player since 1991. Totaled three sacks versus Jacksonville (11/18) and two against San Diego (12/8). Second with 81 tackles and had a single-game high 11 at Cincinnati. Totaled five tackles and three sacks against Indianapolis in a wild card game and added six tackles at New England. **1997:** Started 15 games at right linebacker and led team in tackles with 104. Inactive at Oakland (12/14) after suffering a concussion at Baltimore (12/7) on the game's first play. Injury kept him out of most of the second half of that game. Also was the team leader in solo tackles (75), assisted tackles (29), and fumble recoveries (4). Finished third in sacks (6.5) and tied for second in tackles for loss (12.5). Had three games with at least ten tackles and led the team in tackles a team high six times. Totaled 12 tackles versus Tennessee (10/5) and 11 at Kansas City (9/28) and at Denver (11/2). Earned AFC Defensive Player of the Week honors after a three-sack performance at Indianapolis (9/21). Defense held the Colts to a franchise low 118 yards. Had 1.5 sacks at San Diego (11/9). Scored two touchdowns, the first of his career, on fumble returns, a 26-yarder against Denver (9/7) and a 42-yarder at Baltimore (12/7). Tied a team record with two fumble recoveries at New Orleans (11/16). Finished with a team-high four recoveries, the most recoveries by an individual since 1991. Signed as an unrestricted free agent on February 15. **1998:** Finished season as club's leader in total tackles with 150 total stops (team-high and career-best 119 solo), second with 7.5 quarterback sacks. Was voted to Pro Bowl and started at outside linebacker for the AFC squad. His tackle total ranks second in team history behind Terry Beeson's 1978 record of 153 total tackles. His sack total was good for 10th in the AFC. He recorded at least nine tackles in 12 games, and led the club in total tackles a team-high eight times. Tied a career-high with 14 total tackles at Pittsburgh (9/27), previous best was at Seattle (9/25/94). Registered two quarterback sacks against Kansas City (11/8). The game marked his eighth career multi-sack effort. In the game, he also recorded the fourth interception of his career when he intercepted a Rich Gannon pass in the fourth quarter at the Seahawks' 15-yard line. Had streak of four consecutive games with at least half a quarterback sack dur-

ing the season (9/20 - 10/11). Capped streak with second 14-tackle effort of season versus Denver (10/20).

HONORS: 1993, First-team All-Rookie (*Pro Football Weekly/Pro Football Writers Association and Football News*); Pittsburgh Rookie of the Year (*Pittsburgh Pro Football Writers Association*). 1996, AFC Pro Bowl starter; First-team All-NFL (*Associated Press, Pro Football Weekly/Pro Football Writers of America, College & Pro Football Newsweekly, Football Digest, Sports Illustrated*); First-team All-AFC (*Football News*); AFC Linebacker of the Year (*NFL Players Assn.*); AFC Defensive Player of Week 7 (at Cincinnati). 1997, AFC Defensive Player of Week 3 (at Indianapolis). 1998, AFC Pro Bowl starter; First-Team All-Pro (*AP/SI/College & Pro Football Weekly/The Sporting News*); Second-Team All-Pro (*Football Digest*); AFC Defensive Player of Month (November); Seahawks Most Valuable Player (as voted by teammates); Seattle P-I Sports Star of the Year Nominee. 1999, AFC Pro Bowl;

COLLEGE: Four-year starter. Two time first-team All-Big Eight Conference. Played inside linebacker his first two seasons before moving outside as junior and senior. Finished his career with 369 total tackles, including 242 solo, 38 tackles for loss, and 14 sacks. Finished fourth in school history in total tackles and third in solo stops. Posted a single-season high 125 tackles in 1991 along with eight sacks. Had 15 tackles for loss in both 1991 and 1992. Set up game-winning touchdown with a forced fumble in 1990 Orange Bowl versus Notre Dame and enabled Colorado to win the national championship. Graduated with a degree in Marketing.

PERSONAL: Played linebacker, tight end, and fullback at John Muir High School in Altadena, California. First-team all-state choice as a senior after recording 136 tackles with 11 sacks, and six fumble recoveries. Added 13 receptions with four touchdowns, and 320 rushing yards and three scores. Two-time All-San Gabriel Valley and All Pacific League choice as a junior and senior. Team went 14-0 and won CIF title as a junior. Also lettered in track. He and his wife, Kristin (6/11/94), have a daughter, Amani (8/2/96) and a son, Aram (5/12/99). Chad owns his own business, *Pro Exotics* in Littleton, Colorado, where he breeds and sells non-venomous snakes and reptiles. Lives in Lonetree, Colorado.

BROWN'S NFL RECORD

Club	G/S	Tackles			Sacks		Interceptions					FF	FR	
		Tkl	So	Ast	QB	Yds	No	Yds	Avg	LG	TD			PD
1993 Pittsburgh	16/9	69	43	26	3.0	22.0	0	0	0.0	0	0	n/a	2	0
1994 Pittsburgh	16/16	119	90	29	8.5	73.0	1	16	16.0	16	0	n/a	2	0
1995 Pittsburgh	10/10	30	20	10	5.5	40.0	0	0	0.0	0	0	n/a	1	0
1996 Pittsburgh	14/14	81	51	30	13.0	97.5	2	20	10.0	16	0	n/a	3	2
1997 Seattle	15/15	104	75	29	6.5	43.0	0	0	0.0	0	0	3	1	4
1998 Seattle	16/16	150	119	31	7.5	37.5	1	11	11.0	11	0	8	1	1
1999 Seattle	15/15	117	87	30	5.5	29.0	0	0	0.0	0	0	6	2	1
NFL TOTALS	102/95	670	485	185	49.5	385.0	4	47	11.8	16	0	17	12	8

POSTSEASON

Club	G/S	Tackles			Sacks		For Loss			Interceptions				FR
		Tkl	So	Ast	QB	Yds	No	Yds	Avg	LG	TD	PD	FF	
1993 Pittsburgh	1/1	10	6	4	0.0	0.0	0	0	0.0	0	0	0	0	0
1994 Pittsburgh	2/2	7	4	3	0.0	0.0	0	0	0.0	0	0	1	0	0
1995 Pittsburgh	3/1	8	5	3	0.0	0.0	0	0	0.0	0	0	0	0	0
1996 Pittsburgh	2/2	11	10	1	3.0	37.0	0	0	0.0	0	0	1	0	0
1999 Seattle	1/1	10	6	4	0.0	0.0	0	0	0.0	0	0	1	0	0
NFL TOTALS	9/7	46	31	15	3.0	37.0	0	0	0.0	0	0	3	0	0

SINGLE GAME HIGHS

Tackles: 14, Three Times (Last: vs. Denver, 10/11/98)

Sacks: 4.5, at Cincinnati 10/13/96

Interceptions: 1, Four Times (Last: vs. Kansas City, 11/8/98)

Longest Interception Return: 16, (Twice: Last: at Cin. 11/10/96)

Forced Fumbles: 1, Ten Times (Last: at Denver, 12/27/98)

Fumble Recoveries: *2, at New Orleans 11/16/97

Longest Return: 42, at Baltimore 12/7/97 (TD)

Most Touchdowns: 1, vs. Denver 9/7/97 (16-yards); at Baltimore 12/7/97 (42 yards)

* ties team record



REGGIE BROWN

FULLBACK

#34

6-0

244

FRESNO STATE

5TH NFL SEASON

5TH SEAHAWKS SEASON

3RD ROUND (B) 1996

1999 GAMES/STARTS: 16/8

CAREER GAMES/STARTS: 50/9

JUNE 26, 1973 (HIGHLAND PARK, MI.)

1999: Entered the season as the starter at fullback and played in all 16 games with a career-high eight starts. Registered a career-high 14 carries for a career-high 38 yards. Also recorded career highs with 34 receptions for 228 yards. Tied career and season high with five receptions in opener versus Detroit (9/12) and versus Tampa Bay (11/28). Scored first career touchdown versus Oakland (10/3) on a 21-yard reception and had a career-high four carries the following week at San Diego (10/17).

PRO: Second of two third-round draft choices in 1996. Pick had been acquired from the Detroit Lions on draft day along with the Lions first-round choice in exchange for Seattle's first-round choice, a choice that had been acquired from the Houston Oilers. **1996:** Played the first seven games as a reserve fullback and special teams performer. Injured his knee at Kansas City and missed the last nine games on injured reserve. **1997:** Saw action in the first 11 games as a reserve fullback and special teams performer. Inactive games 12-15 and on injured reserve for game 16 with a knee injury. Had five special teams tackles. **1998:** Made first career start at San Diego (10/25) when he replaced regular Mack Strong (injured on opening kickoff). Recorded his first career rushing attempt with 2-yard run versus Denver (10/11). Had 19-yard kickoff return at Kansas City (10/4). Finished the season with four special teams tackles.

COLLEGE: Two-year letterman after transferring from

the College of the Desert in Palm Desert, California. Scored 28 touchdowns in 23 games over two seasons, ranking fifth on the school's career list. Led the team in rushing with 719 yards on 131 carries (5.5 avg) and nine touchdowns as a senior. Caught 18 passes for 183 yards and three scores. Also led in scoring with 72 points on 12 touchdowns. Had three touchdowns in a win over the

University of California and carried 21 times for 144 yards versus U C L A . Scored in nine straight games over his junior and senior seasons. Second-team All-Western Athletic Conference as

a junior in 1994. Led the conference in touchdowns with 16 and in scoring with 96 points. Rushed for 412 yards on 107 carries (3.9 avg). Career high 161 yards, on 35 carries, with three touchdowns versus San Diego State. Played two seasons at College of the Desert. Earned All-Foothill Conference honors as a sophomore

Reggie is an active movie goer and his interest in the theatre and movie watching was evident when he supported the grand re-opening of the Cinerama Theatre in Seattle.

when he rushed for 777 yards on 110 carries and 13 touchdowns. Speech Communications major.

PERSONAL: Earned all-state honorable mention at

Henry Ford High School in Detroit, Michigan. Played wide receiver, safety and quarterback. Lives in Detroit, Mi.

R. BROWN'S NFL RECORD

Club	G/S	Att	Rushing			Receiving					
			Yds	Avg	LG	TD	No	Yds	Avg	LG	TD
1996 Seattle	7/0	0	0	0.0	0	0	0	0	0.0	0	0
1997 Seattle	11/0	0	0	0.0	0	0	0	0.0	0	0	
1998 Seattle	16/1	1	2	2.0	2	0	0	0.0	0	0	
1999 Seattle	16/9	14	38	2.7	9	0	34	228	6.7	26	1
NFL TOTALS	50/10	15	40	2.7	9	0	34	228	6.7	26	1

POSTSEASON

Club	G/S	Att	Rushing			Receiving					
			Yds	Avg	LG	TD	No	Yds	Avg	LG	TD
1999 Seattle	1/1	0	0	0.0	0	0	2	18	9.0	10	0
PLAYOFF TOTALS	1/1	0	0	0.0	0	0	2	18	9.0	10	0



CHRIS CANTY

CORNERBACK

#26

5-9

185

KANSAS STATE

4TH NFL SEASON

2ND SEAHAWKS SEASON

W (CHI) 1999

1999 GAMES/STARTS: 14/1

CAREER GAMES/STARTS: 46/11

MARCH 30, 1976 (LONG BEACH, CA.)

1999: Played in 14 games with one start and saw extensive action in the nickel alignment. Totaled 25 tackles (21 solo) and career-high three interceptions. Also had eight passes defended. Recorded interceptions at San Diego (10/17) and at Kansas City (11/21). Had season-high five solo tackles at Kansas City (11/21) and registered four solo stops at Oakland (12/5). Had three solo stops versus Kansas City (12/26) along with an interception and two passes defended. Started as a third cornerback in the post-season versus Miami (1/9/00).

PRO: Claimed off of waivers from the Chicago Bears September 6, 1999. Passed up his senior season and was a 1997 first-round draft choice (29th overall) of the New England Patriots. Played his first two seasons in New England before going to training camp with the Bears in 1999. While with the Patriots, he played in 32 games with 10 starts and totaled 79 tackles, one interception, three sacks and 16 passes defended. **1997:** Played in every game as a rookie and had one start. Finished the year with 26 total tackles, including a pair of sacks, five passes defended and one forced fumble as a reserve. Spent most time on special teams units recording five tackles and two fumble recoveries.

1998: Played in all 16 games with the New England Patriots and started nine. Recorded 53 tackles,

including 42 solo stops. Had one sack, one interception and a career high 11 passes defended. Lone interception came versus the Colts (9/13). Returned 16 punts for 170 yards for a 10.6 average and also returned 11 kickoffs for a 198 yards.

COLLEGE: A sensational three-year career at Kansas State, he totaled 169 career tackles, including 123 solo stops. He added 14 career interceptions for 164 yards and 42 passes defended. Also served as a return man and wide receiver on occasions. As a returner, he averaged 10.8 yards per punt return and 29.4 yards on seven kickoff returns. He scored six career touchdowns, including four his sophomore season. His first score came as a freshman when he returned a botched extra point attempt 98 yards for a two-point conversion. His 14 interceptions rank second in school history and ranks third among Kansas States all-time leading punt returners. Was a unanimous first-team All-America and All-Big Twelve Conference selection as a junior and sophomore, and was a finalist for the Jim Thorpe Award, given annually to the nation's top defensive back. Selected as the freshman Defensive Player of the Year by the NFL Draft Report and earned AP Big Eight Defensive Newcomer of the Year.

PERSONAL: Earned prep All-American acclaim as a quarterback and cornerback at Eastern Regional

High in Voorhees, N.J. Selected first-team All-Northeast Region by Associated Press. Named the New Jersey and Delaware Valley player of the Year

by the Philadelphia Inquirer. Was a starter at quarterback and cornerback in the New Jersey prep all-star game. He lives in Kirkland.

CANTY'S NFL RECORD

Defense

Club	G/S	Tackles			Sacks		Interceptions			LG	TD	PD	FF	FR
		Tkl	So	Ast	QB	Yds	No	Yds	Avg					
1997 New England	16/1	26	24	2	2.0	16.0	0	0	0.0	0	0	5	1	2
1998 New England	16/9	53	42	11	1.0	10.0	1	12	12.0	12	0	11	0	0
1999 Seattle	14/1	25	21	4	0.0	0.0	3	26	8.7	19	0	8	0	0
NFL TOTALS	46/11	104	87	17	3.0	26.0	4	38	9.5	19	0	24	1	2

POSTSEASON

Club	G/S	Tackles			Sacks		For Loss			Interceptions				
		Tkl	So	Ast	QB	Yds	No	Yds	Avg	LG	TD	PD	FF	FR
1997 New England	2/0	6	5	1	1.0	3.0	0	0	0.0	0	0	0	1	0
1999 Seattle	1/1	2	2	0	0.0	0.0	0	0	0.0	0	0	0	0	0
NFL TOTALS	3/1	8	7	1	1.0	3.0	0	0	0.0	0	0	0	0	0

SINGLE GAME HIGHS

Tackles: 7, vs. NY Jets 10/19/98

Sacks: 1, 3 Times (Last at New Orleans 10/4/98)

Interceptions: 1, 4 Times (Last: vs. KC 12/26/99)

Forced Fumbles: 1

Fumble Recoveries: 1, 2 Times

ADDITIONAL STATISTICS

Special Teams Tackles: 1997 (New England) - 5; 1998 (New England) - 8; 1999 (Seattle) - 9; Career Totals: 22.



ANTONIO COCHRAN

DEFENSIVE TACKLE

#90

6-4

297

GEORGIA

2ND NFL SEASON

2ND SEAHAWKS SEASON

4TH ROUND 1999

1999 GAMES/STARTS: 5/0

CAREER GAMES/STARTS: 5/0

JUNE 21, 1976 (MONTEZUMA, GA.)

1999: Saw action in five games and recorded two solo tackles. Recorded first career tackle versus Denver (11/14).

PRO: Selected in the fifth round, 115th overall, of the 1999 draft. Physical player who has the burst to turn the corner on the pass rush and is very effective in backside pursuit. Can play both tackle and end.

COLLEGE: Started the final 10 contests as a senior recording 40 tackles (25 solo) with 2.5 sacks and 10 tackles for loss. Deflected three passes and credited with 17 quarterback pressures. Played in every game during a junior season in which he recorded 47 tackles (27 solo) and one sack. Posted a career-high nine tack-

les versus Kentucky. Attended Middle Georgia College and named first team All-American by the NJCAA and named to *Super Prep's* Top Juco 100 squad after recording 63 tackles, five sacks and one interception in his second season. First season he was named honorable mention All-American by *J.C. Gridwire* totaling 61 tackles with four sacks on a defense that ranked fifth in the nation in rushing defense (82.1 ypg) and total defense (212 ypg).

PERSONAL: All-State, *Shutt Magazine* All-American and *Atlanta Journal-Constitution* "Super 11" selection at Macon County (Ga.) High. Resides in Montezuma, Ga.

COCHRAN'S NFL RECORD

Club	G/S	Tackles			Sacks		Interceptions			LG	TD	PD	FF	FR
		Tkl	So	Ast	QB	Yds	No	Yds	Avg					
1999 Seattle	5/0	2	2	0	0.0	0.0	0	0	0.0	0	0	0	0	0
NFL TOTALS	5/0	2	2	0	0.0	0.0	0	0	0.0	0	0	0	0	0

JOEY ELOMS

CORNERBACK

#43

5-10

183

INDIANA

3RD NFL SEASON

3RD SEAHAWKS SEASON

FREE AGENT 1998

1999 GAMES/STARTS: 4/0

CAREER GAMES/STARTS: 6/0

APRIL 4, 1976 (FORT WAYNE, IN.)



1999: Went to training camp with Seattle but was released (9/6). Signed to the Pittsburgh Steelers practice squad in mid November, but signed back to the Seahawks active roster on December 8. Played in all four games after his return including playoff game. Credited with one pass defended in first game versus San Diego (12/12). Had two special teams tackles and a forced fumble at Denver (12/19), and recorded two solo stops on defense versus Kansas City (12/26). Also recorded two solo stops and a special teams tackle at New York Jets (1/2/00). Led team with three special teams tackles in play-off game versus Miami (1/9/00).

PRO: Went to training camp with Seattle first two seasons and has seen limited playing action. Has played in six games and has totaled four tackles, one pass defended and one forced fumble. Originally signed with Seahawks as an undrafted free agent April 28, 1998. Was released (8/30) and signed to the practice squad (8/31) before joining the active roster. Spent the spring of 1999 playing for the Scottish Claymores of the NFL Europe League. Went to training camp with Seattle in 1999, but was released in September before signing to the Steelers practice

squad in November. Returned to Seattle's active roster on December 8, 1999. **1998:** Signed to the active roster from the practice squad (11/28), and saw action versus Tennessee (11/29) and San Diego (12/13). Recorded one special teams tackle in the Tennessee game.

COLLEGE:

Was a three-year starter for the Hoosiers at cornerback and saw

limited play on offense. Broke his leg in game four of his junior year, but returned for a fine senior season. Finished his career with 86 tackles, nine interceptions for 101 yards and 25 passes defended. Also added two blocked kicks. Finished 1997 ranked second in the Big Ten with a 25-yard kickoff return average. Led the team in 1995 with four

Joey was a participant in the annual Practice with the Pros youth football camp with the B.C. Lions in Vancouver, B.C.



The Seahawks held three mini-camps this past off-season.

interceptions including one returned 30 yards for a touchdown versus Michigan State.

PERSONAL: Was a business marketing major at Indiana. Was a three-year All-Con-

ference, two-year All-Area and 1993 Conference MVP as fullback and linebacker at Concordia High School. Name is pronounced EL-ums.

ELOMS'S NFL RECORD

Club	G/S	Tackles			Sacks		Interceptions			LG	TD	PD	FF	FR
		Tkl	So	Ast	QB	Yds	No	Yds	Avg					
1998 Seattle	2/0	0	0	0	0.0	0	0	0	0.0	0	0	0	0	0
1999 Seattle	4/0	4	4	0	0.0	0	0	0	0.0	0	0	1	1	0
NFL TOTALS	6/0	4	4	0	0.0	0	0	0	0.0	0	0	1	1	0

POSTSEASON

Club	G/S	Tackles			Sacks		Interceptions			LG	TD	PD	FF	FR
		Tkl	So	Ast	QB	Yds	No	Yds	Avg					
1999 Seattle	1/0	0	0	0	0.0	0	0	0	0.0	0	0	0	0	0
NFL TOTALS	1/0	0	0	0	0.0	0	0	0	0.0	0	0	0	0	0

ADDITIONAL STATISTICS

Special Teams Tackles: 1998 (Seattle) - 1; 1999 (Seattle) -3; Career Totals: 4. Postseason: 1999 (Seattle)-3.



CHRISTIAN FAURIA

TIGHT END

#86

6-4

245

COLORADO

6TH NFL SEASON

6TH SEAHAWKS SEASON

2ND ROUND 1995

1999 GAMES/STARTS: 16/15

CAREER GAMES/STARTS: 72/51

SEPTEMBER 22, 1971 (HARBOR CITY, CA.)

1999: Started 15 games and played in 16 while recording 35 receptions for 376 yards. Did not start the season opener versus Detroit (9/12) due to a preseason knee injury, but did see playing time. Started the final 15 games including the playoff game versus Miami (1/9/00). Caught at least one pass in the final 14 games, including three versus Miami for 31 yards. Caught four passes for 60 yards at San Diego (10/17), and four again when San Diego visited the Kingdome (12/12). Had a career day two weeks later versus Kansas City (12/26) in the Kingdome's final regular-season game when he caught six passes for 84 yards, both career highs.

PRO: Second-round 1995 draft choice, the highest choice ever used on a tight end, by the Seahawks. Has 117 receptions for 1,258 yards and four scores in 72 games. **1995:** Played 14 games, starting nine. Missed two games on the inactive list with a knee injury.

Caught a franchise rookie tight end record 17 passes for 181 yards and one score. **1996:** Played the first 10 games, starting the last nine. Scheduled to be the starter but was slowed after missing all the preseason after breaking a finger in training camp. Did not start at San Diego (9/1), but returned to the starting lineup against Denver (9/8) and remained there until missing the last six games on injured reserve after breaking an ankle versus Minnesota (11/10). Caught 18 passes for 214 yards and one touchdown, a 23-yarder against Denver (12/1), one of a season-high four receptions for 53 yards. **1997:** Played 16 games with three starts. Caught ten passes for 110 yards, including a career-long 25-yard reception against Atlanta (11/30). Credited with four tackles on special teams. **1998:** Won the starting job in the preseason and finished the year with a career-high 37 receptions, tying the team's single-season record for a tight end. Also estab-

lished career-highs in receiving yards (377) and touchdowns (2). Set personal single-game highs with five receptions and 67 yards at Denver (12/27). Scored team's only touchdown versus Pittsburgh (9/27) on an acrobatic 14-yard reception. Totaled 56 yards versus Oakland (11/1), a career mark at the time which included a 25-yard reception, tying a career-long.

COLLEGE: Finished his career with 98 receptions for 1,058 yards, and 12 touchdowns. Ranked fourth in school history in receptions and ninth in yards. Big 8 Conference record-holder for receptions by a tight end. Winner of the Derek Singleton Award which is given to the Colorado player who displays the spirit, enthusiasm, and dedication, as a sophomore and junior. First-team All-Big 8 Conference as a senior and third-team Associated Press All-America choice. Caught 35 passes for 356 yards and three touchdowns. Finished second on the team in receptions. Had a single-game high seven receptions for 43 yards against Michigan. Had at least four receptions in three other games. Ended the season with a one-yard touchdown reception against Notre Dame in the Fiesta Bowl. Started every game as a junior, catching 30 passes for 351 yards and one touchdown. Started the season with nine receptions for 97 yards against Texas. Second-team all-conference as a sophomore. Caught 31 passes for 326 yards on five touchdowns. Reception total was the most by a Colorado tight end since 1984. Played every game in 1991 as a redshirt freshman. First catch went for a touchdown against Oklahoma. Caught a game-winning 20-yard touchdown pass from field goal formation in a 16-

12 win over Oklahoma State. Selected for the East-West Shrine Game, but did not play. Graduated with a degree in Communications.

PERSONAL: First-team All-California Interscholastic Federation

and first-team All-Del Ray League as a tight end at Crespi High School in Encino, California. Team captain and Most Valuable Player as a senior while catching 58 passes for 674 yards and six touchdowns. Added 78 tackles and six sacks while playing linebacker. Played only one season of basketball earning Most Valuable Player honors after averaging 16.0 points and 13.0 rebounds per game as a senior. Also lettered in track. Owns his own masonry business along with one of his brothers. One brother, Lance, lettered as a tight end at the University of Washington in 1984. Another, Quinn, played fullback at Northern Arizona in 1989. A sister, Julie, played basketball at the College of the Canyons. Hosts the Christian Fauria Putt-Putt Invitational in the offseason to benefit the Boys and Girls Clubs. Christian and his wife Rhonda live in Del Mar, California. They have a daughter, Riley (6/6/00). Last name is pronounced FOUR-ee-aa.

Christian's Family Fun Festival is an evening of fun for the entire family at an 8-acre amusement park. Christian expects to entertain kids who want to play putt putt golf, drive Go karts and rock climb.

FAURIA'S NFL RECORD

Club	G/S	No	Receiving				Rushing			
			Yds	Avg	LG	TD	Att	Yds	Avg.	TD
1995 Seattle	14/9	17	181	10.6	20	1	0	0	0.0	0
1996 Seattle	10/9	18	214	11.9	23	1	0	0	0.0	0
1997 Seattle	16/3	10	110	11.0	25	0	0	0	0.0	0
1998 Seattle	16/15	37	377	10.2	25	2	0	0	0.0	0
1999 Seattle	16/15	35	376	10.7	25	0	0	0	0.0	0
NFL TOTALS	72/51	117	1,258	10.8	25	4	0	0	0.0	0

POSTSEASON

Club	G/S	No	Receiving				Rushing			
			Yds	Avg	LG	TD	Att	Yds	Avg.	TD
1999 Seattle	1/1	3	31	10.3	14	0	0	0	0.0	0
NFL TOTALS	1/1	3	31	10.3	14	0	0	0	0.0	0

SINGLE GAME HIGHS

Most Receptions: 6, Kansas City 12/26/99

Most Yards: 84, Kansas City 12/26/99

Longest Reception: 25, 3 Times, (Last: vs. Kansas City 12/26/99)

Most Touchdowns: 1, 4 Times (Last: at Oakland 11/15/98)

ADDITIONAL STATISTICS

Special Teams Tackles: 1995 (Seattle) - 3 (3 solo); 1997 (Seattle) - 4 (2/2); 1999 (Seattle)-(2 Assisted) Career - 9 (5/4).

Kickoff Returns: 1996 (Seattle) - 1 for 8 yards; 1999 (Seattle) - 2 for 15.



JEFF FEAGLES

PUNTER

#10

6-1

207

MIAMI

13TH NFL SEASON

3RD SEAHAWKS SEASON

UNRESTRICTED FREE AGENT (AZ) 1998

1999 GAMES/STARTS: 16/0

CAREER GAMES/STARTS: 192/0

MARCH 7, 1966 (ANAHEIM, CA.)

1999: Posted a Seahawks record 34 punts inside the 20-yard line, the third highest total in the NFL in 1999. Moved into third place on the Seahawks all-time list with 61 punts inside the 20 during his two-year Seattle career. Named AFC Special Teams Player of the Month for December, when he had 11 of 25 punts downed inside the 20, including six

versus the Kansas City Chiefs (12/26), which tied a team mark. Led the NFL with 40.5 percent (34 of 84) of his punts downed inside the 20. Averaged 47.7 yards on six kicks in season opener versus Detroit (9/12). Boomed a 55-yard punt in closing minute versus Oakland (10/3), backing Raiders to their own 13-yard line to help preserve the victory. Punted

five times at Kansas City (11/21) for a 45.0 average and a season-long 59-yarder. Had season-high 49.3-yard average on three punts versus San Diego (12/12). Punted seven times for 47.9-yard average with two placed inside the 20-yard line in playoff game versus Miami (1/9/00).

PRO: Veteran punter who has averaged better than 25 punts inside the opponents' 20-yard line in each of his 12 seasons. Has led the NFC in that category four times (1991, '92, '93, '94). Selected to the NFC Pro Bowl team after the 1995 season. Originally entered the NFL as a free agent with New England in 1988. Joined the Philadelphia Eagles via waivers (6/5/90). Signed with Arizona as an unrestricted free agent (3/2/94), where he played until signing with Seattle (3/4/98). **1988:** Earned All-Rookie honors after handling the punting duties for the Patriots. Finished third in the AFC with 24 Inside 20s. Had the league's longest punt, a 74-yarder versus Indianapolis (10/2). **1989:** Recorded just two touchbacks which were the fewest in the NFL among punters with at least 60 boots. **1990:** Signed by Philadelphia (6/5) off waivers. Also served as the team's placement holder. Had three punts over 50 yards at Washington (10/21). Had a 39.1-yard average on seven punts in playoff loss to Washington (1/5/91). **1991:** Led the NFL with 29 punts downed inside the 20. Registered a career-long 77-yard punt at Dallas (9/15). Awarded a game ball after booting a 61-yarder late in the game at Cleveland (11/10) that was fumbled inside the end zone to help set-up the Eagles' winning score. Designated the team's emergency quarterback for two games while Jim McMahon was sidelined with an injury. **1992:** Led the NFC with 26 punts Inside 20. Recorded a career-best 52.8-yard average in a victory over Dallas (10/5). Punted in both playoff games. **1993:** Led the NFL with 33 punts downed inside the 20. Rushed one time on a fake field goal in which he had lined up as the holder, gaining 6 yards, but short of the first down versus the Giants (11/21). **1994:** Signed with the Cardinals as a free agent

(3/2). Led the NFC and established a team record with 33 punts downed inside the 20. Earned All-Pro mention by USA Today. **1995:** Led the NFC with a 38.2-yard net average and earned his first trip to the Pro Bowl. Had four punts inside the 20 in 20-1 overtime victory over Seattle (10/29). Earned NFC Special Teams Player of the Week for his 48.3-yard average in a 40-37 overtime

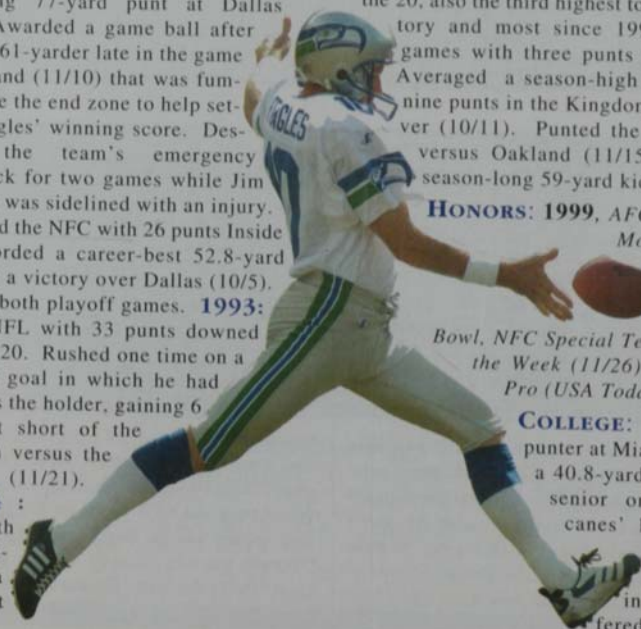
victory against Atlanta (11/26). **1996:** Had four punts downed inside the 20 at the Giants (11/3). **1997:** Played in

all 16 games for the Arizona Cardinals. Finished fourth in the NFC with a 44.3-yard average. Recorded 24 inside the 20, including five games with three each. Had a 51.0-yard average on seven punts versus Washington (12/7). **1998:** Tied the third highest average in Seahawks history averaging 44.1 yards on 81 punts. Placed 27 kicks inside the 20, also the third highest total in team history and most since 1994. Had five games with three punts inside the 20. Averaged a season-high 49.6 yards on nine punts in the Kingdome versus Denver (10/11). Punted the ball 10 times versus Oakland (11/15) including a season-long 59-yard kick.

HONORS: 1999, AFC Player of the Month (December); **1995**, NFC Pro Bowl, NFC Special Teams Player of the Week (11/26); **1994**, All-Pro (USA Today).

COLLEGE: Three-year punter at Miami, including a 40.8-yard average as a senior on the Hurricanes' 11-0 National Championship team in 1987. Transferred to Miami

Has participated in the annual PGA Inner City Golf School for kids in the Seattle area, while hosting a golf tournament in Phoenix to benefit the MDA.



after one season at Scottsdale Community College in the Phoenix, Arizona area.

PERSONAL: Six-time letterman in football, basketball and baseball at Gerard High in Phoenix. Member of the Muscular Dystrophy Association of Arizona executive board. Hosts a golf tournament in Phoenix each off-

season to benefit the MDA. Also held the Jeff Feagles Celebrity Black Tie Bowl in 1994-95, which raised \$28,000 for MDA. Lives in Scottsdale, Arizona, with his wife, Michelle, and sons Christopher (12/18/90), Blake (12/28/93) and Trevor (4/17/97).

FEAGLES' NFL RECORD

Punting

Club	G/S	No	Yds	Avg.	Net	TB	In20	LG	BL
1988 New England	16/0	91	3,482	38.3	34.1	8	24	74	0
1989 New England	16/0	63	2,392	38.0	31.3	2	13	64	1
1990 Philadelphia	16/0	72	3,026	42.0	35.5	3	20	60	2
1991 Philadelphia	16/0	87	3,640	41.8	34.0	11	29	77	1
1992 Philadelphia	16/0	82	3,459	42.2	36.9	7	26	68	0
1993 Philadelphia	16/0	83	3,323	40.0	35.3	4	31	60	0
1994 Arizona	16/0	98	3,997	40.8	36.0	10	33	54	0
1995 Arizona	16/0	72	3,150	43.8	38.2	8	20	60	0
1996 Arizona	16/0	76	3,328	43.8	36.4	6	23	68	1
1997 Arizona	16/0	91	4,028	44.3	40.8	10	24	61	1
1998 Seattle	16/0	81	3,570	44.1	36.5	12	27	59	0
1999 Seattle	16/0	84	3,425	40.8	35.2	5	34	59	0
NFL TOTALS	192/0	980	40,820	41.7	36.3	86	304	77	6

SINGLE GAME HIGHS

Punts: 10, 2 Times (Last: at Oakland 11/15/98)

Average: 52.8, vs. Dallas 10/5/92

Longest Punt: 77, at Dallas 9/15/91

Net Average: 49.3, vs. San Diego 12/12/99

Inside 20: 6, vs. Kansas City 12/26/99

Blocked Punts: 1, Six Times (Last: at Washington, 9/14/97)



GLENN FOLEY

QUARTERBACK

#13

6-2 220

BOSTON COLLEGE

7TH NFL SEASON

2ND SEAHAWKS SEASON

TRADE (NY JETS) 1999

1999 GAMES/STARTS: 2/1

CAREER GAMES/STARTS: 20/9

OCTOBER 10, 1970 (CHERRY HILL, NJ)

1999: A veteran leader for the Seahawks, started for an injured Jon Kitna (foot) at Chicago (9/19) and led the Hawks to a fourth-quarter, come-from-behind victory. Completed 18 of 30 passes for 283 yards and two fourth-quarter touchdowns. Game-winning touchdown was a 49-yarder, the longest of his career. Saw action in the final moments versus Cincinnati (11/7), but did not have any pass attempts.

PRO: Acquired by the Seahawks in a trade on March 19, 1999, for a '99 seventh-round draft choice. Originally a seventh-round choice in the 1994 college draft by the Jets. In five years with the Jets, Foley played in 18

games, starting eight, completing 189 of 352 attempts for 2,146 yards and 10 touchdowns to 16 interceptions. **1994:** Only action came in the fourth quarter of the season finale versus Houston (12/24) completing five of eight passes for 45 yards and one interception. **1995:** Began the season as the third quarterback before backing up Bubby Brister for three weeks in the middle of the season. First significant action as a pro came versus New England (11/12). Passed for 128 yards on 16 of 29 with one interception, including a 99-yard scoring drive. Suffered a dislocated throwing shoulder on the final play from scrimmage, which required surgery the next

day keeping him out of action for the remainder of the season. **1996:** Was the third quarterback the first six weeks and the backup for the next seven games. First pro start of his career came versus New England (12/08). Passed 45 times and completed 22 for 227 yards, one touchdown and two interceptions. Completed two passes over 20 yards and a 4-yard touchdown (first of career) to Keyshawn Johnson in that game. Started the remaining two games of the season versus Philadelphia (12/15) and Miami (12/22). **1997:** Came off the bench versus New England (10/19) and sparked the club to a 24-19 victory while completing 17 of 23 passes for 200 yards and one touchdown. Completed a string of 14-straight passes at one point leading the Jets to three consecutive touchdown drives. Got the call once again in the fourth quarter versus Baltimore (11/2) and engineered a 60-yard drive in overtime that led to a John Hall 37-yard game-winning field goal. Started versus Miami (11/9) and threw for 322 yards on 42 attempts (25 completions) in a losing effort. Started at Chicago (11/16), but suffered a sprained knee ending his season. **1998:** Opened the season as the New York Jets starting quarterback before suffering a rib injury versus Baltimore (9/13). Returned to start at St. Louis (10/4), but was replaced midway through the third quarter by Vinny Testaverde who went on to start the remainder of the season. Threw for a career-high 415 yards and three touchdowns in a season-opening, 36-30, overtime loss at San Francisco (9/6). **COLLEGE:** A two-time All-America selection at Boston College, he finished as the school's all-time leader in attempts (1,275), completions (703), TD passes (72) and career

starts (44). Is second in passing yardage (10,039) to current Buffalo quarterback Doug Flutie. Had 10 games with at least 300 yards and two games with over 400 yards. Passed for four touchdowns in four different games. Was a finalist for the Davey O'Brien Award

given annually to the nation's top college quarterback.

PERSONAL: Earned all-state and all-America honors and was selected as the NJ Gatorade

Player of the Year and *The Philadelphia Inquirer* Player of the Year as a senior at Cherry Hill East High School. Led the team to an undefeated record and the state championship as a senior when he passed for 2,196 yards and a state record 25 touchdowns. Earned all-area and all-conference honors in baseball and basketball. Was drafted in the 52nd round of the 1994 Major League Baseball draft by the Florida Marlins as a pitcher. Received his bachelor's degree in sociology in 4 years and began to work towards a master's degree in his final season at Boston College. He and his wife, Jen, live in Cherry Hill, New Jersey.

Glenn and his wife helped pack up over 15,000 pounds of apples for the United Way Hometown Huddle. The huddle was held at the Food Lifeline in Seattle for families in need of food for the holidays.

FOLEY'S NFL RECORD

Passing

Year	Club	G/S	Att	Comp	Yds	Pct	TD	Int	LG	Sacked	Rate
1994	NY Jets	1/0	8	5	45	63.0	0	1	16	0/0	38.0
1995	NY Jets	1/0	29	16	128	55.0	0	1	0	0/0	52.1
1996	NY Jets	5/3	110	54	559	49.1	3	7	46t	0/0	46.7
1997	NY Jets	6/2	97	56	705	58.0	3	1	35t	3/5	86.5
1998	NY Jets	5/3	108	58	749	53.5	4	6	48	4/5	64.9
1999	Seattle	2/1	30	18	283	60.0	2	0	49t	6/34	113.6
TOTALS		20/9	382	207	2,469	54.2	12	16	49t	13/44	62.8

FOLEY'S 300-YARD GAMES

Date	Opponent	A	C	Yds	Pct	TD	Int	LG
09/06/98	at San Francisco	58	30	415	51.7	3	1	48
11/09/97	at Miami	48	25	322	52.0	1	1	33

FOLEY'S NFL RECORD

Year	Club	G/S	Rushing				LG	TD
			Att	Yds	Avg			
1994	NY Jets	1/0	0	0	0.0	0	0	
1995	NY Jets	1/0	1	9	9.0	9	0	
1996	NY Jets	5/3	1	4	4.0	4	0	
1997	NY Jets	6/2	3	-5	-1.7	-2	0	
1998	NY Jets	5/3	4	-5	-1.3	-1	0	
1999	Seattle	2/1	3	-1	-0.3	0	0	
TOTALS		20/9	12	2	0.2	9	0	

SINGLE GAME HIGHS

Passing

Most Attempts: 58, at San Francisco 9/6/98

Most Completions: 30, at San Francisco 9/6/98

Most Yards: 415, at San Francisco 9/6/98

Highest Completion %: 73.9, vs. Balt 11/2/98 (17-23)

Longest Completion: 49t, at Chicago 9/19/99

Most Touchdowns: 3, at San Francisco 9/6/98

Most Interceptions: 4, vs. Philadelphia 12/14/96

Longest Touchdown: 49, at Chicago 9/19/99



RUFUS FRENCH

TIGHT END

#84

6-3

257

MISSISSIPPI

1ST NFL SEASON

1ST SEAHAWKS SEASON

UNDRAFTED FREE AGENT 1999

1999 GAMES/STARTS: 0/0

CAREER GAMES/STARTS: 0/0

MARCH 15, 1978 (AMORY, Ms.)

1999: Spent the entire regular season on the practice squad. Signed to the active roster (1/8/00) day before playoff game versus Miami (1/9/00), but was inactive.

PRO: Signed as an undrafted free agent April 22, 1999. Spent the entire regular season on the practice squad before being signed to the active roster in the postseason. A sure-handed and agile receiver, who possesses great athleticism.

COLLEGE: A big target with sure hands, he finished second on Mississippi's all-time receptions list for tight ends with 84. Ranked third in 1998 among Division 1A tight ends with 35 receptions for 386 yards and a pair of touchdowns. Selected Football News, The Sporting News, Burger King, and Walter Camp first-team All-American selection, adding third-team honors from the Associated Press as a senior. Earned Football Digest All-American second-team pick, adding third-team honors from the Associated Press. Consensus All-

SEC first-team selection while leading his team with 43 receptions for 345 yards and two touchdowns.

PERSONAL:

Parade, USA

Today, SuperPrep,

Reebok, Blue

Chip, ESPN,

and Adidas

first team

All-American.

Gatorade

Player of the

Year in Miss-

issippi. Helped lead Amory to 15-0 record and a


16th place national ranking (*USA Today*) on the

way to a second straight Class 3 AAA state cham-

Last season, Rufus helped reward kids at the annual CIS First and Goal Luncheon for kids in Seattle.

FRENCH'S NFL RECORD

Club	G/S	Receiving				LG	TD	Rushing			
		No	Yds	Avg				Att	Yds	Avg.	TD
1999 Seattle Practice Squad	0/0	0	0	0.0	0	0	0	0	0.0	0	
NFL TOTALS	0/0	0	0	0.0	0	0	0	0	0.0	0	



T.J. FRIER

DEFENSIVE TACKLE

#76

6-2

307

MEMPHIS

1ST NFL SEASON

1ST SEAHAWKS SEASON

FREE AGENT 2000

1999 GAMES/STARTS: 0/0

CAREER GAMES/STARTS: 0/0

AUGUST 17, 1977 (NEWBERN, TN.)

1999: Went to training camp with the Seahawks, but was released on the first cut date. Did not play in 1999.

PRO: Originally signed with the Seahawks as an undrafted free agent on April 22, 1999, but was released on the first cut date. Re-signed with the Seahawks February 23, 2000, and allocated to the Berlin Thunder in NFL Europe.

COLLEGE: Appeared in 42 of 44 games with steady improvement each season during his Memphis career totaling 90 tackles (65 solo) and five

sacks. Started all 11 games at defensive tackle during his senior campaign with career highs in tackles (36) and sacks (3). Posted 33 tackles as a junior despite missing two games with an ankle sprain. Played in every game his first two seasons with 15 tackles as a sophomore and six as a freshman.

PERSONAL: Dyer County High's leading tackler as a senior with 81 and named All-region as both an offensive and defensive player. Named second team All-West Tennessee. Lives in Newbern, Tennessee.



CHRIS GRAY

CENTER/GUARD

#62

6-4

305

AUBURN

8TH NFL SEASON

3RD SEAHAWKS SEASON

UNRESTRICTED FREE AGENT (CHI.) 1998

1999 GAMES/STARTS: 16/10

CAREER GAMES/STARTS: 81/43

JUNE 19, 1970 (BIRMINGHAM, AL.)

1999: Started 10 games at center and played in all 16. Handled snapping duties for field goals and PATs. Took over starting job at center

Chris continued his support of the homeless last season by assisting with the Seattle Emergency Housing program, a transitional housing development for 31 homeless families.

for the remainder of the season for an injured Kevin Glover (blood clot) at Green Bay (11/1). Part of an offensive line that helped Ricky Watters rush for a 125 yards. Helped Watters' rush for a season-high 133 yards versus Cincinnati (11/7).

PRO: Entered the NFL as a fifth-round draft

choice (132nd overall) of the Miami Dolphins in 1993. Played in 42 games with 23 starts for Miami from 1993-1996. Can play both center and guard. **1993:** Saw action in five games as a rookie. Was inactive for 10 games and did not play in another. **1994:** Played in all 16 games and both playoff contests. Started two games. Made first NFL start versus L.A. Raiders (10/16). **1995:** Started the first ten games before suffering a season-ending left ankle injury versus New England (11/12). Placed on injured reserve (11/15). Underwent surgery to repair ligament damage (11/17). **1996:** Returned from ankle injury and started the first 11 games. Suffered a broken ankle at Houston (11/17) and missed the remainder of the season. **1997:** Played in eight games with two starts for the Chicago Bears after signing as a free agent (9/10). Signed as a free agent with the Seahawks April 15, 1998. **1998:** Started the final eight games of the season replacing an injured Kevin Glover (back) at center. Inactive versus Oakland (11/1) with a concussion.

Helped pave the way for a 105-yard rushing day for Ricky Watters in his first start versus Kansas City (11/8). Part of an offensive line that was instrumental in Watters setting a career-high with 178 yards versus Indianapolis (12/20). Served as the deep snapper for field goals and extra points all season. Jason Kyle served as the deep snapper versus Oakland (11/1), when Gray was inactive.

COLLEGE: Four-year letterman and two-year starter at Auburn. Second-team All-America and

first-team all-SEC selection as a senior. Also earned all-SEC academic honors. Played left tackle as a junior and senior starting every game. Split time between tackle and tight end in first two seasons. Received a B.S. degree in marketing.

PERSONAL: Lettered in football at Homewood High in Birmingham, Alabama. Played tight end and defensive end. He and his wife, Julie, live in Plantation, Florida. They have a daughter, Grace (5/6/99).

GRAY'S NFL RECORD

Year	Team	—	GP/GS	Postseason	Year	Team	—	GP/GS	Postseason
1993	Miami	—	5/0		1998	Seattle	—	15/8	
1994	Miami	—	16/2	2/0	1999	Seattle	—	16/10	1/1
1995	Miami	—	10/10		NFL TOTALS	—	81/43		
1996	Miami	—	11/11		POSTSEASON	—		3/1	
1997	Chicago	—	8/2						



JAMES HILL

TIGHT END

6-4 #47 246

ABILENE CHRISTIAN

1ST NFL SEASON

1ST SEAHAWKS SEASON

UNDRAFTED FREE AGENT 1999

1999 GAMES/STARTS: 0/0

CAREER GAMES/STARTS: 0/0

OCTOBER 25, 1974 (DALLAS, TX.)

1999: Went to training camp with the Seahawks, but was released on the first cut date. Did not play in 1999.

PRO: Originally signed with the Seahawks as an undrafted free agent on April 22, 1999, but was released on the first cut date. Re-signed with the Seahawks February 24, 2000.

COLLEGE: Caught 50 passes for 1,083 yards in only two years with the Abilene Christian Wildcats. Averaged 21.7 yards per reception. Caught 19 passes for 318 yards and three touchdowns as a senior. Was Co-Abilene Christian University Offensive MVP in 1997 en route to honorable mention All-Lone Star Conference honors after catching 31 passes for 367 yards and one touchdown.

PERSONAL: A 1993 graduate of Riverhead

(NY) High School where he lettered in football, basketball and baseball. Active in the Seahawks 2000 off season conditioning program, as well as participating in the team's fundraising golf tournament at Snoqualmie Ridge TPC. He is single and lives in Kirkland, Washington.

James is active
with his church,
the Bellevue
Church of
Christ.



BROCK HUARD

QUARTERBACK

#11

6-4 228

WASHINGTON

2ND NFL SEASON

2ND SEAHAWKS SEASON

3RD ROUND (A) 1999

1999 GAMES/STARTS: 0/0

CAREER GAMES/STARTS: 0/0

APRIL 15, 1976 (PUYALLUP, WA.)

1999: Served as the team's third quarterback throughout his rookie season. Dressed for each game as the emergency QB, but did not see action.

PRO: Taken with the first of two third-round picks, 77th overall, in the 1999 draft. A classic drop back passer with a quick release who should benefit from Mike Holmgren's offense.

COLLEGE: One of the top quarterbacks ever to play for the Huskies. Set several school records previously held by his older brother, and current Miami Dolphins quarterback, Damon. Holds school marks for most passing yards in a season (5,742), touchdown passes (51), 300-yard games (4), 200-yard games (14), attempts without an interception (151) and total yards per game (190.4). Named to the District VIII Academic All-American team his final two seasons. Decided to forgo his senior season and appeared in nine games as a junior completing 168-of-315 passes for 1,924 yards and 15 touchdowns while averaging 217.2 all-purpose yards a game, including two 300-yard passing games. Earned *USA Today* National Player of the Week and Pac-10 Offensive Player of the Week honors versus Arizona State as he hit 27-of-47 passes for a season-high 318 yards and four touchdowns, including a 63-yard touchdown strike with 0:28 remaining to give the Huskies a 42-38 victory. Set school single-game highs versus USC with his 33 completions and 62 attempts. Claimed honorable mention All-Pac-10 honors as a sophomore and was a finalist for the Davey O'Brien National Quarterback Award while setting a school record 23 touchdown tosses. Com-

pleted 146-of-244 attempts (59.8%) for 2,140 yards. Moved into the starting role as a freshman in the third contest of the 1996 season and finished with 1,678 yards and 13 touchdowns on 108-of-217 passing (49.8%). Completed 20-of-31 attempts for 311 yards and three scores in first-career start versus Arizona.

PERSONAL: Gatorade's Circle of Champions National Player of the Year, All-State and Class

AAA State Player of the Year playing under the tutelage of his father, Mike, at Puyallup (Wash.) High School. Added Parade,


Super Prep, *Blue Chip Illustrated*, *ESPN*, *College Sports* and *Schutt* All-American honors while career numbers totaled 237-of-408 attempts for 3,857 yards and 45 touchdowns to only 10 interceptions. Lettered in basketball, averaging 18.1 points and 7.5 rebounds as a senior. Maintained a 4.0 grade point average as a psychology major at Washington. Younger brother, Luke, is a quarterback at the University of North Carolina, and his older brother, Damon, is a quarterback with the Miami Dolphins. He and his wife, Molly, live in Bellevue, Washington.

Brock's passion for kids was evident last season with his speaking commitments to the Boys Scouts of America and the Fred Hutchinson Cancer Research Center in Seattle.

HUARD'S NFL RECORD

Passing

Year	Club	G/S	Att	Comp	Yds	Pct	TD	Int	LG	Sacked	Rate
1999	Seattle	0/0	0	0	0	00.0	0	0	0	0	00.0
TOTALS		0/0	0	0	0	00.0	0	0	0	0	00.0



WALTER JONES

TACKLE

#71

6-5

300

FLORIDA STATE

4TH NFL SEASON

4TH SEAHAWKS SEASON

1ST ROUND (B) 1997

1999 GAMES/STARTS: 16/16

CAREER GAMES/STARTS: 44/44

JANUARY 19, 1974 (ALICEVILLE, AL.)

1999: Started all 16 games at left tackle en route to his first Pro Bowl selection. Part of an offensive line that paved the way for 350 second-half yards at Chicago (9/19) in a come-from-behind victory. Helped lead

Walter supports the Rainier Vista Boys & Girls Club in Seattle by donating his time and money in helping the kids with their educations.

the way for 132 rushing yards at Green Bay (11/1) and a season-high 173 yards on the ground, including a season-high 37 points, the following week versus Cincinnati (11/8).

PRO: Selected with the sixth overall pick on the first round of the 1997 draft. Choice was acquired from the Tampa Bay Buccaneers on draft day for the Seahawks 12th overall choice in the first round and a third-round choice obtained from the Atlanta Falcons on March 2. Became the first Seahawk offensive lineman to play in the Pro Bowl, following the 1999 season. Has started 38 consecutive regular season games. **1997:** Earned the starting job at left tackle in training camp and started 12 games, earning consensus first-team All-Rookie honors. Inactive for four games (San Diego, 9/21, at Kansas City, 9/28, at Denver, 11/2, at San Diego, 11/9) with a sprained ankle. Only

the second rookie to start at left tackle in team history, joining Ray Roberts (1992). Part of a line that paved the way for team records for total yards (5,759) and passing yards (4,187). Seahawks ranked fifth in the league, allowing one sack every 17.9 pass attempts. Named NFL Offensive Rookie of the Month for October. No other offensive lineman has earned the honor. Named the AFC Western Division's Outstanding Rookie by *The Sporting News*. **1998:** Started all 16 games at left tackle protecting the vulnerable blindside of the Seahawks' quarterbacks. Contributed to an offensive line that gave up only 34 sacks on the season, the ninth-lowest total in the NFL. Helped guide the offense to 408 total yards in an opening day 38-0 victory at Philadelphia (9/6), including 188 on the ground. Helped contribute to five 100-yard rushing performances, including a 178-yard career-high game for Ricky Watters versus Indianapolis (12/20). Team totaled 226 rushing yards in that game, the first time the Seahawks have rushed over the 200-yard mark since 1996. Held Derrick Thomas without a sack at Kansas City (10/4) and the San Diego Chargers (10/25). No. 1 ranked defense sackless. Protected Jon Kitna on his 298-yard passing game versus Tennessee (11/29).

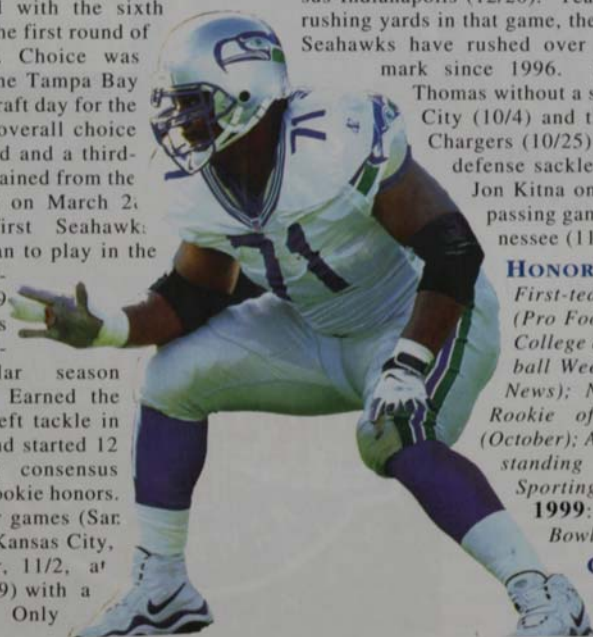
HONORS: 1997:

First-team All-Rookie (*Pro Football Weekly*, *College and Pro Football Weekly*, *Football News*); NFL Offensive Rookie of the Month (October); AFC West Outstanding Rookie (*The Sporting News*).

1999: AFC Pro Bowl

COLLEGE:

Second-team All-Atlantic




Coast Conference choice as a junior. ACC Line-man of Week versus North Carolina State. Eight-time winner of the Victors Club given to the player for exceptional performance. Redshirted in 1995 after transferring from Holmes Community College in Holmes, Mississippi. Lettered two seasons and was named Mississippi Junior College Player of the Year by the *Jackson Clarion-Ledger* in 1994. Allowed just one sack in two seasons. Also played some tight end in the second half the 1994 season. Criminology major.


PERSONAL: Football and basketball letterman. Aliceville High School in Aliceville, Alabama. Joined his offensive line teammates to donate \$40,300 in 1997 through their performance-based *Building Blocks for Kids* program to Evergreen Hospital in Kirkland for a new pediatrics playroom. O-line performance based incentives raised over \$36,000 in 1998, benefiting the Rainier Vista Boy & Girls Club. Lives in Carrotown, Alabama, with his wife, Valeria. They have twin boys.


JONES' NFL RECORD

Year	Team	—	GP/GS	Postseason		GP/GS	Postseason
1997	Seattle	—	12/12		NFL TOTALS	—	44/44
1998	Seattle	—	16/16		POSTSEASON	—	1/1
1999	Seattle	—	16/16	1/1			



“WALTER JONES BECAME THE FIRST SEAHAWKS OFFENSIVE LINEMAN TO PLAY IN THE AFC-NFC PRO BOWL.”





KERRY JOSEPH

SAFETY

#28

6-2

205

MCNEESE STATE

4TH NFL SEASON

3RD SEAHAWKS SEASON

FREE AGENT 1998

1999 GAMES/STARTS: 16/4

CAREER GAMES/STARTS: 32/4

OCTOBER 4, 1973 (NEW IBERIA, LA.)

1999: Saw action in all 16 games as an additional defensive back, with four starts at strong safety. Also played in the playoff game versus Miami (1/9/00). Recorded career-highs with 28 tackles and three interceptions. Finished third on the team with 15 special teams tackles, returned six kickoffs for a 22-yard average, with a long of 61, and had two fair catches on punt returns. Also served as a deep blocker for Charlie Rogers on punt returns on occasion throughout the season. Rogers set a team-record and led the NFL with a 14.5-yard average. Had seven passes defended and one fumble recovery. Made first career start versus Buffalo (10/24) when SS Darryl Williams was out with a hamstring injury. Registered first career interception in that game versus the Bills. Started at SS at Green Bay (11/1) and had first career fumble recovery. Helped stop a Broncos drive at the end of the first half when he intercepted a pass at the goal line versus Denver (11/14). Returned a kickoff 61 yards at Denver (12/12), which led to a late first half touchdown. Recovered an onside kick late in the game which led to a game-tying field goal at the end of regulation. Saw action in the team's nickel versus Miami



in the first round of the playoffs, and had four solo tackles.

PRO:

Originally signed by the Cincinnati Bengals in 1996 as

a free agent quarterback. Spent the 1997 training camp with the Washington Redskins as a running back. Signed with the Seahawks prior to training camp in 1998 as a safety after playing in the defensive backfield in the NFL Europe League. **1996:** Spent the entire season on the Bengals' 53-man ros-

ter as a quarterback, but was deactivated each week. Had signed as a rookie free agent (4/22). **1997:**

Signed by the Washington Redskins as a running back (5/16) and was released at the end of training camp (8/25).

NFL EUROPE LEAGUE:

Played for the World Bowl Champion Rhein Fire during

the 1998 season where he switched to the safety position after spending his college and pro career as a quarterback and briefly as a running back. Finished second on the team with three interceptions and tied for second in the league. Averaged over 10 yards on four punt returns and recorded one sack. **1998:** Signed as a free agent safety (6/29), after playing for the Rhein Fire of the NFL Europe League where he made the switch from offense to the defensive backfield. Saw action as a backup safety and a key special teams performer. Led the team with 14 special teams tackles. Returned 15 punts for 182 yards (12.1-yard average) and one kickoff for 24 yards. Returned a punt 66 yards to the Chiefs' 16-yard line in the fourth quarter at Kansas City (10/4).

COLLEGE: Named Offensive Player of the Year in Louisiana as a senior quarterback. Set 12 school records including 27 touchdown passes and 3,038 yards of total offense. Named Player of the Year in the Southland Conference. Finished his collegiate career with 67 touchdown passes and 9,676 yards in total offense.

PERSONAL: A Business Management major. Twice earned All-Southland Conference honors in the javelin. Attended New Iberia High School where he was an all-around athlete earning all-state in football and basketball, while also lettering in baseball and track. Louisiana high school state champion in the javelin and discus as a senior.

Kerry, his wife and numerous teammates helped pack 15,000 apples for needy families at the annual United Way Hometown Huddle held at the Food Lifeline in Shoreline, Washington last season.

JOSEPH'S NFL RECORD

Club	G/S	Tackles			Sacks		Interceptions			LG	TD	PD	FF	FR
		Tkl	So	Ast	QB	Yds	No	Yds	Avg					
1996 Cincinnati	0/0	Did Not Play												
1997		Did Not Play												
1998 Seattle	16/0	21	19	2	0.0	0	0	0	0.0	0	0	1	0	0
1999 Seattle	16/4	28	21	7	0.0	0	3	82	27.3	40	0	7	0	1
NFL TOTALS	32/4	49	40	9	0.0	0	3	82	27.3	40	0	8	0	1

PUNT RETURNS

Club	Returns	FC	Yards	Avg.	LG	TD
1996 Cincinnati	Did Not Play					
1997	Did Not Play					
1998 Seattle	15	5	182	12.1	66	0
1999 Seattle	0	2	0	0.0	0	0
NFL TOTALS	15	7	182	12.1	66	0

SINGLE GAME HIGHS

Tackles: 4, at New York Jets (12/6/98)

Sacks: None

Interceptions: None

Punt Returns: 6, at Philadelphia (9/6/98)

Yards: 81, at Kansas City (10/4/98)

Longest: 66, at Kansas City (10/4/98)

ADDITIONAL STATISTICS

Special Teams Tackles: 1998 (Seattle) - 14;

1999 (Seattle) - 15; **Career** - 29.

Kickoff Returns: 1999 (Seattle) - 6-132-22.0-61-0

POSTSEASON

Club	G/S	Tackles			Sacks		Interceptions			LG	TD	PD	FF	FR
		Tkl	So	Ast	QB	Yds	No	Yds	Avg					
1999 Seattle	1/0	4	3	1	0.0	0	0	0	0.0	0	0	0	0	0
NFL TOTALS	1/0	4	3	1	0.0	0	0	0	0.0	0	0	0	0	0



ED KEHL

LONG SNAPPER/DEFENSIVE TACKLE

#68

6-4

305

BRIGHAM YOUNG

1ST NFL SEASON

1ST SEAHAWKS SEASON

FREE AGENT 2000

1999 GAMES/STARTS: 0/0

CAREER GAMES/STARTS: 0/0

AUGUST 3, 1972 (SANDY, UTAH)

1999: Did not play football after spending time in training camp with Jacksonville and Philadelphia.

PRO: Originally signed as a rookie free agent with the Jacksonville Jaguars on April 23, 1999. Released by the Jaguars on July 26, 1999, and signed with Philadelphia on August 5, 1999. Released by the Eagles on August 17, 1999 and did not play football in 1999. Signed by the Seahawks on March 10, 2000.

COLLEGE: Totaled 84 tackles in four seasons along with 11.5 sacks and seven passes defended.

Tallied 37 tackles and three sacks in 11 games during his senior campaign. Was selected by the coaches for the John Farley Award as a junior. Totaled 46 tackles and 1.5 sacks. Had a career high with 4.5 sacks as a sophomore while recording 33 tackles. Had 34 tackles with 2.5 sacks as a redshirt freshman.

PERSONAL: Lettered in football, track and wrestling at Brighton (Utah) High. Played defensive end, guard, tackle, tight end, center and long snapper. Majored in Business and served an LDS Church mission to Fresno, Calif. Ed and his wife, Jana, live in Kirkland.



PETE KENDALL

GUARD

#66

6-5 292

BOSTON COLLEGE

5TH NFL SEASON

5TH SEAHAWKS SEASON

1ST ROUND 1996

1999 GAMES/STARTS: 16/16

CAREER GAMES/STARTS: 60/59

JULY 9, 1973 (WEYMOUTH, MA.)

1999: Started 16 games at left guard, and has the longest current streak along the offensive line with 56 consecutive starts. Also started playoff game versus Miami (1/9/00) at left guard. Named second-team All-Pro by Football Digest. Blocked for QB Jon Kitna who earned AFC Offensive Player of the Month for October and finished fourth in the conference with 3,346 passing yards on the season. Paved the way for a season-high 173 yards rushing versus Cincinnati (11/7).

PRO: First-round draft choice in 1996, 21st player chosen. Has started 56 consecutive games at left guard. **1996:** Second rookie to start the season opener at guard and the first since 1981 (Edwin Bailey). Started 11 of 12 games, missed games three through seven with a knee injury. Played at Kansas City (10/17) as a reserve before returning to the starting lineup. **1997:** Started 16 games at left guard. Missed only five of 1,042 plays, one against San Diego (9/21) and four at Baltimore (12/7). Member of a line that paved the way with team records for total yards (5,759) and passing yards (4,187). Seahawks ranked fifth in the league, allowing one sack every 17.9 pass attempts. **1998:** Started 16 games at left guard. Assisted in a season-opening 406-yard offensive output in a 38-0 victory at Philadelphia (9/6). Saw action at center twice during the season. First snaps at center came versus Oakland (11/1) when he replaced an injured Kevin Glover (back) in the first quarter and played there throughout the remainder of the game. Marked first career action at center since little league. Versus Tennessee (11/29) saw brief action at center on two series replacing starter Chris Gray. Helped block for Ricky Waters' career-high 178 yards versus Indianapolis (12/20).

HONORS: 1999, *Second-Team All-Pro* (*Football Digest*).

COLLEGE: Four-year starter. First-team All-Big

East selection as a junior and senior. All-New England as a junior. Moved to left tackle for his last three seasons after starting at right guard as a freshman. Freshman All-America pick by *Football News* in 1992. Redshirted in 1991. Graduated in May 1995 with a degree in Marketing.

P E R - S O N A L :
Consensus All-American, Gatorade Circle of Champions, state of Massachusetts and New England Player of the Year at Archbishop Williams

High School in Weymouth, Massachusetts. All-Scholastic pick by the *Boston Globe*, *Boston Herald*, and *Patriot-Ledger*. One of 11 players to earn National Football Foundation and Hall of Fame Scholar-Athlete Award recognition. Also earned All-Catholic Central League honors at first base. Father played football at Rhode Island and is a member of the Quincy, Massachusetts, police department. Part of an offensive line that contributed \$40,300 in 1997 through their *Building Blocks for Kids* program to build a pediatrics playroom at Kirkland's Evergreen Hospital. Has hosted a radio show on local all-sports radio in Seattle. Pete and his wife, Michelle, were married on April 20, 1997. They live in Marshfield, Massachusetts, with their son, Peter (5/21/98).

Pete participated in the annual Seahawks Charity Golf Classic and made appearances at the Seahawks EndZone Store last season. Both appearances helped with a variety of local charities.

1999 AFC WEST CHAMPIONS

KENDALL'S NFL RECORD

Career Games Played/Started: 1996 (Seattle) 12/11; 1997 (Seattle) 16/16; 1998 (Seattle) 16/16; 1999 (Seattle) 16/16-1/1; **Career: 60/59, Postseason:** 1999-1/1.



CORTEZ KENNEDY

DEFENSIVE TACKLE

6-3 #96 306

MIAMI

11TH NFL SEASON

11TH SEAHAWKS SEASON

1ST ROUND 1990

1999 GAMES/STARTS: 16/16

CAREER GAMES/STARTS: 151/137

AUGUST 23, 1968 (WILSON, AR.)

1999: Started 16 games at right defensive tackle, and one postseason game. Voted to team-record eighth Pro Bowl after recording 73 tackles, 6.5 sacks, and his first two career interceptions. Season total marked his highest tackle output since registering 77 in 1993, and highest sack total since having eight in 1996. Opened the season by sharing the team lead with seven tackles and a half-sack versus Detroit (9/12). Followed that performance with sacks in the next two games, at Chicago (9/19) and at Pittsburgh (9/26). First career interception came at San Diego (10/17) on a pass that was batted by DT Sam Adams. Tied a career-high with three sacks on Monday Night Football at the Packers (11/1). Also forced a fumble in that game, which was recovered by DE Michael Sinclair. Second interception of the season and of his career came the following week versus Cincinnati (11/7). Registered a sack versus San Diego (12/12). Played in first postseason game of his career versus Miami (1/2/00), posting three tackles and a pass defended.

PRO: One of the NFL's best and most durable interior linemen since joining the Seahawks in 1990, as the third player chosen on the first round. Had not missed a game due to injury in his career prior to spraining a knee versus San Diego (9/21/97) which caused him to miss the next two games. Appeared in his team-record eighth Pro Bowl following the 1999 season, to break a tie with Steve Largent (seven Pro Bowl berths). Also holds the franchise record of six consecutive AFC-NFC Pro Bowl berths, including four as a starter, from 1991-96. Ranks fourth in team history in quarterbacks sacks with 57.0, while collecting 618 tackles, to rank eighth on the team's all-time tackle list. Only three defensive linemen in team history have recorded more tackles, Joe Nash 779 in 218 games, Jacob Green 718 in 178 games, and Jeff Bryant 689 in 175 games. One of only two Seahawks players to be named NFL Defensive Player of the Year. Awarded the honor in 1992, while playing for a 2-14 team, to join Kenny Easley (1984). Seattle acquired the draft choice on draft day from the New England Patriots along with a second-round choice in exchange for the Seahawks two first-round selections (#8 and #10) and a fourth-round 1991 draft choice. Seattle's additional first-

round draft choice came from the Indianapolis Colts in a 1988 trade for linebacker Fredd Young. He was selected after quarterback Jeff George (by the Indianapolis Colts) and running back Blair Thomas (New York Jets). **1990:** Played in 16 games and started two at right tackle. Missed all of training camp and the preseason before signing a contract. Credited with 48 tackles, one sack, a fumble recovery, and a forced fumble. Posted a season-high 10 t a c k l e s , including a sack, at Miami. Six of his tackles against the Dolphins were for no gain or a loss. **1991:** Started 16 games at right defensive tackle and played

in his first Pro Bowl. Finished third in tackles with 73, and was second in sacks with 6.5. Led all defensive linemen in tackles and sacks. *The Sporting News'* AFC Defensive Player of the Week against the New York Jets (9/8) after recording eight tackles, two sacks, and two passes defended. Also had two sacks against the Indianapolis Colts (9/29). His 12 tackles versus Kansas City Chiefs (12/1) were a career high. **1992:** Consensus choice as NFL Defensive Player of the Year. One of six finalists for the Miller Lite NFL Player of the Year. NFL Alumni Association and NFL Players Association Defensive Lineman of the Year. Consensus first-team All-NFL pick, and AFC starter in the Pro Bowl. Kansas City 101 Club AFC Defensive Lineman of the Year. Voted the Marcus Nalley Trophy by his teammates as the team's Most Valuable Player. Became only the third player in history to win the Associated Press Defensive Player of the Year award from a team with a losing record, joining Lawrence Taylor of the 1982 New York Giants (4-5) and Reggie White of the 1987 Philadelphia Eagles (7-8). Was the second Seahawks player to win the award along with

Cortez's annual youth football camp, held in Wilson, Arkansas, again provided a day of instruction and fun for over 1,000 kids in Arkansas. It was Kennedy's 10th camp in his hometown since being in the NFL.

safety Kenny Easley (1984). Led the team in sacks, 14.0, and forced fumbles, four. Ranked tied for fifth in the AFC in sacks and led all interior linemen. His 14.0 sacks were the third-most in a single season in Seattle history. Finished second on the team in tackles with a career-best 92. Also recovered a fumble and batted down two passes. AFC Defensive Player of the Week in a 10-6 win at New England (9/20) after registering seven tackles, including three sacks, and two forced fumbles. Had two sacks against the Raiders (10/18), and two sacks versus the Philadelphia Eagles (12/13). **1993:** Started 16 games at right defensive tackle and was a consensus first team All-NFL pick for the second straight season and earned his third straight trip to the Pro Bowl and second straight as a starter. Ended the year with 77 tackles, including 60 solo, 6.5 sacks, a forced fumble, and a fumble recovery. Despite constant double and triple teaming led all defensive linemen in tackles, finishing fourth overall, and was second in sacks. Had 10 tackles in back-to-back games, at Houston (11/7) and versus Cleveland (11/14). Recorded two sacks and a fumble recovery at New England (9/19). Deflected a pass against the Chargers (10/3) that was intercepted and returned for a touchdown by Joe Nash. Had a three-game streak with at least one sack. **1994:** Earned his fourth straight trip to the Pro Bowl and third consecutive as a starter after starting 16 games at right tackle. First team All-NFL pick by *Associated Press*, *Sports Illustrated*, and *College and Pro Football Newsweekly* for the third straight season. Led all defensive linemen with 70 tackles. Had nine tackles versus Kansas City (11/27) and seven in three other games. Forced and recovered a fumble on the first play at Houston (12/11) sparking a 16-14 win. Only missed four defensive plays in the last 12 games and none in the last seven.

1995: Started 16 games at right defensive tackle and made his fifth consecutive appearance in the Pro Bowl, the most consecutive appearances in franchise history. Co-led the team with 6.5 sacks, and led all linemen with 54 tackles. Added a forced fumble. Had 1.5 sacks versus San Diego (10/22). Had a season-high six tackles versus Oakland (12/17). Played in 93 percent of the defensive snaps, missing only 73. **1996:** Started 16 games at right tackle for the sixth consecutive season and made his sixth straight appearance in the Pro Bowl. Also named team Most Valuable Player by his teammates and the winner of the Steve Largent Award, which is given to the player that exemplifies the spirit,



dedication, and integrity of the Seattle Seahawks. Only the second player in team history to win both the MVP and Largent Award in the same season. His six straight Pro Bowls are a franchise record. Finished the season with 69 tackles, and 8.0 sacks. Had eight tackles in three games and two games, at Miami (10/6) and versus Buffalo (12/8), with two sacks. AFC Defensive Player of the Week versus Dolphins (10/6) with eight tackles, and two sacks. Part of a front four that combined for an NFL best 40 sacks. **1997:** Started eight games at right defensive tackle. Started the first four games before missing games five (at Kansas City 9/21) and six (Tennessee 10/5) after spraining a knee against San Diego (9/21). Games missed were the first of his career and snapped a streak of 116 straight games played and a club record streak of 100 consecutive games started. Returned to start four games, only to break his ankle six plays into the game at San Diego (11/9). Inactive the next four games before being placed on injured reserve for the last two. Finished the season with 18 tackles and two sacks. **1998:** Started 15 games at right defensive tackle, and appeared in his seventh Pro Bowl. Inactive for season opener at Philadelphia (9/6) with an ankle injury suffered in the pre-season. Had two tackles and two passes defended in victory at San Diego (10/25). Recorded a sack and a pass defended at Oakland (11/15). Recorded a sack and scored his first career touchdown on a fumble return in the fourth quarter versus San Diego (12/13). The fumble was forced by DE Matt LaBounty. Touchdown was one of an NFL record 13 return touchdowns scored by the Seahawks, and also one of 10 defensive scores, which is a team record.

HONORS: 1990, *First-team All-Rookie (Pro Football Writers Association)*. 1991, *AFC Pro Bowl Squad; First-team All-NFL (Football Digest); First-team All-AFC (Football News); Second-team All-AFC (NEA, College and Pro Football Newsweekly); Seattle Post-Intelligencer Sports Star of the Year finalist*. 1992, *AFC Pro Bowl starter; Miller Lite NFL Player of the Year finalist; NFL Defensive Player of the Year (Associated Press, Pro Football Weekly/Pro Football Writers Association, Columbus, Ohio, Touchdown Club); NFL Defensive Lineman of the Year (NFL Alumni Association, NFL Players Association); NFL's Top Defensive Tackle (Pro Football Weekly); AFC Defensive Lineman of the Year (Kansas City 101 Club); First-team All-NFL (Associated Press, Sports Illustrated, The Sporting News, USA Today, Pro Football Weekly/Pro Football Writers Association, Football Digest, NEA);*

First-team All-AFC (Pro Football Weekly); Seattle Post-Intelligencer Sports Star of the Year finalist; Marcus Nalley Trophy (Seahawks MVP as voted by teammates); AFC Defensive Player of Week 3 (at New England). **1993**, AFC Pro Bowl Starter; First-Team All-NFL (Associated Press, Sports Illustrated, The Sporting News, Pro Football Weekly/Pro Football Writers Association, Football Digest, College and Pro Football Newsweekly); First-Team All-AFC (UPI). **1994**, AFC Pro Bowl Starter; First-Team All-NFL (Associated Press, Sports Illustrated, College and Pro Football Newsweekly); First-Team All-AFC (UPI, Pro Football Weekly/Pro Football Writers Association, Football News). **1995**, AFC Pro Bowl squad. **1996**, Steve Largent Award; Marcus Nalley Trophy (Seahawks MVP as voted by teammates); AFC Pro Bowl starter; Second-Team All-NFL (Associated Press, Football Digest); First-Team All-AFC (Pro Football Weekly/Pro Football Writers Association, Football News, United Press International); AFC Defensive Player of Week 6 (at Miami). **1998**, AFC Pro Bowl, Ed Block Courage Award. **1999**, AFC Pro Bowl.

COLLEGE First-team All-America choice by *The Sporting News* in 1989, and a second-team selection by Associated Press while playing for former Seahawks Head Coach Dennis Erickson. Took over as the starter as a senior and finished the season with 92 tackles (45 solo), 22 tackles for loss, 7.5 sacks, 16 quarterback pressures, and one fumble

recovery as Miami captured the national championship with an 11-1 record. Led the team in tackles for loss, ranked second in sacks, and led all defensive linemen in tackles. Had a season-high 13 tackles (9 solo), including a sack, two tackles for loss, and two quarterback pressures in a 27-10 win over Notre Dame. Also had 13 tackles with a sack and two tackles for loss against Pittsburgh. Saw action in all 12 games with the Hurricanes in 1988 after transferring from Northwest Mississippi Junior College. Credited with 27 tackles, six tackles for loss, seven pressures, and two sacks. Totaled 114 tackles, 28 tackles for loss, and 9.5 sacks at Miami as teams posted a 22-2 record. Had 129 tackles in two junior college seasons, 22 tackles for loss, and 15 sacks. Majored in Criminology.

PERSONAL: Attended Rivercrest High School in Wilson, Arkansas. School retired his jersey in 1991. Hosts an annual football clinic for youngsters between the ages of six and 16 at Rivercrest Jr. High during the offseason. Main Street in his hometown of Wilson, Arkansas, was re-named Cortez Kennedy Avenue, in his honor on April 18, 1998. Inducted into the Northwest Mississippi Junior College Hall of Fame in 1998. Changed his jersey number from 96 to 99 for the 1992 season to honor his friend and fellow University of Miami alum, Jerome Brown, who was killed in a car accident in June, 1992. Cortez has a daughter, Courtney (3/21/95). Lives in Bellevue, Washington.

KENNEDY'S NFL RECORD

Club	G/S	Tackles			Sacks		Interceptions			LG	TD	PD	FF	FR
		Tkl	So	Ast	QB	Yds	No	Yds	Avg					
1990 Seattle	16/2	48	38	10	1.0	8.0	0	0	0.0	0	0	3	1	1
1991 Seattle	16/16	73	65	8	6.5	54.0	0	0	0.0	0	4	1	0	
1992 Seattle	16/16	93	76	17	14.0	89.0	0	0	0.0	0	5	4	1	
1993 Seattle	16/16	77	60	17	6.5	38.0	0	0	0.0	0	3	1	1	
1994 Seattle	16/16	70	54	16	4.0	28.0	0	0	0.0	0	3	1	1	
1995 Seattle	16/16	54	40	14	6.5	6.5	0	0	0.0	0	3	1	0	
1996 Seattle	16/16	69	51	18	8.0	49.5	0	0	0.0	0	4	2	0	
1997 Seattle	8/8	18	10	8	2.0	10.0	0	0	0.0	0	1	0	0	
1998 Seattle	15/15	43	20	23	2.0	17.0	0	0	0.0	0	6	0	1	
1999 Seattle	16/16	73	61	12	6.5	50.5	2	13	6.5	7	0	7	2	0
NFL TOTALS	151/137	618	475	143	57.0	382.5	2	13	6.5	7	0	39	13	5

POSTSEASON

Club	G/S	Tackles			Sacks		Interceptions			LG	TD	PD	FF	FR
		Tkl	So	Ast	QB	Yds	No	Yds	Avg					
1999 Seattle	1/1	3	3	0	0.0	0	0	0	0.0	0	0	1	0	0
NFL TOTALS	1/1	3	3	0	0.0	0	0	0	0.0	0	0	1	0	0

SINGLE GAME HIGHS

Tackles: 12, vs. Kansas City 12/1/91

Sacks: 3.0, at New England 9/20/92


Interceptions: 1, Twice (Last: vs. Cincinnati, 11/1/99)

Forced Fumbles: *2, at New England 9/20/92

Fumble Recoveries: 1, 5 Times (Last: at Hou 12/11/94)

Touchdowns: 1, vs. San Diego (12/13/98) fumble return

*Seahawks Record



LAMAR KING

DEFENSIVE END

#92

6-3 294

SAGINAW VALLEY STATE

2ND NFL SEASON

2ND SEAHAWKS SEASON

1ST ROUND 1999

1999 GAMES/STARTS: 14/0

CAREER GAMES/STARTS: 14/0

AUGUST 10, 1975 (BOSTON, MASS.)

1999: Played in 14 games as a rookie back-up defensive end. Blocked a field goal at Green Bay (11/1) that Shawn Springs returned 61 yards for a touchdown. Recorded sacks in back-to-back games, at Kansas City (11/21) and versus Tampa Bay (11/28). Had a season-high four tackles at Denver (12/19). Rotated into the defensive line in playoff game versus Miami (1/9/00), and recorded three stops.

PRO: Seahawks' first-round draft choice in 1999, the 22nd pick overall, from Saginaw Valley State. The only NCAA Division II player drafted in the first-round. Can play both defensive end and defensive tackle.

COLLEGE: Unanimous All-American, All-Midwest Intercollegiate Conference selection and conference Defensive Lineman of the Year at Saginaw Valley State. Also named *CBS Sports* Division II Defensive Player of the Year as a senior. Despite playing only two years at Saginaw Valley in Michigan, set the school mark for career sacks with 27.5. Led the team his senior campaign with 84 tackles and 12 sacks, with 13 tackles for loss and 36 quarterback pressures. Also forced and recovered

three fumbles, deflected four passes and blocked two kicks. Registered 15.5 sacks as a junior, earning All-MIFC first-team honors.

JUNIOR

COLLEGE:

Played two years at Montgomery College in Baltimore, Maryland. Consensus All-American choice after recording 18 sacks as a sophomore in 1996.

Lamar showed his affections for kids by donating his time at both the annual CIS First and Goal Luncheon and the Captains Blitz at the Fred Hutchinson Cancer Research Center in Seattle.

PERSONAL: Earned letters in football, baseball, soccer, lacrosse and basketball at Chesapeake High in Maryland. Named to Reebok's National Top 100 list as a prep senior. Lives in Kirkland.

KING'S NFL RECORD

Club	G/S	Tackles			Sacks		Interceptions			TD	PD	FF	FR
		Tkl	So	Ast	QB	Yds	No	Yds	Avg				
1999 Seattle	14/0	12	9	3	2.0	20	0	0.0	0	0	0	0	
NFL TOTALS	14/0	12	9	3	2.0	20	0	0.0	0	0	0	0	

POSTSEASON

Club	G/S	Tackles			Sacks		Interceptions			LG	TD	PD	FF	FR
		Tkl	So	Ast	QB	Yds	No	Yds	Avg					
1999 Seattle	1/0	3	2	1	0.0	0	0	0.0	0	0	0	0	0	
NFL TOTALS	1/0	3	2	1	0.0	0	0	0.0	0	0	0	0	0	

SINGLE GAME HIGHS

Tackles: 4, at Denver (12/19/99)
Sacks: 1.0, Two Times (Last: vs. Tampa Bay, 11/28/99)
Interceptions: None
Forced Fumbles: None
Fumble Recoveries: None

ADDITIONAL STATISTICS

Special Teams Tackles: 1999 (Seattle) - 0
Blocked Kicks: 1999 (Seattle) - 1.



JON KITNA

QUARTERBACK

#7

6-2 217

CENTRAL WASHINGTON

4TH NFL SEASON

4TH SEAHAWKS SEASON

FREE AGENT 1996

1999 GAMES/STARTS: 15/15

CAREER GAMES/STARTS: 24/21

SEPTEMBER 21, 1972 (TACOMA, WA.)

1999: Started 15 games at quarterback, guiding the team to a 8-7 record (9-7 overall) and into the NFL postseason for the first time since 1988. Started the only Seahawks playoff game in the 1990's versus Miami (1/9/00). In the regular season, completed 270 of 495 attempts for 3,346 yards with 23 touchdowns and 16 interceptions.

Jon hosts an annual golf & bowling tournament to raise money to benefit the Boys and Girls Clubs of Pierce County.

His touchdown total ranked third in the AFC and his yardage was fifth in the conference. Was named AFC Offensive Player of the Month for October, after guiding the team to a 3-1 record with seven touchdowns and just two interceptions. Victories in October included a 276 yard performance over Buffalo (10/24) and a two touchdown game at Green Bay (11/1) on Monday Night Football. That game improved the Seahawks all-time MNF record to an NFL-best 12-5 (at least 10 games played). Along with P Jeff Feagles (December), became the sixth and seventh Seahawks to be honored as AFC Players of the Month. Tossed touchdown passes to seven different players in 1999, including nine TDs to WR Derrick Mayes. Did not play at Chicago (9/19) with a sprained toe suffered in the season opener versus Detroit (9/12), and was replaced in the starting lineup by Glenn Foley. Top statistical game was a 25 of 40 game for 285 yards one touchdown and one interception in a narrow loss to the San Diego Chargers (12/12). His 25 completions in that game established a personal best.

PRO: Hometown hero who became the regular starting quarterback for the Seahawks late in the 1998 season, and has guided the team to a 12-9 record in 21 career starts. Has posted five fourth quarter come-from-behind victories. Career passer rating is 77.4, with 31 touchdowns and

26 interceptions. Saw action in three games with one start in 1997, after spending the entire 1996 season on the practice squad. Originally signed as an undrafted free agent (4/25/96). Was waived (8/19/96) and signed to the practice squad the following day. Played collegiately with former head coach Dennis Erickson's nephew Jamie Christian at Central Washington University. Has helped guide the Seahawks to the AFC's most consecutive game scoring streak, which enters the 2000 season at 120 games. The streak started on October 25, 1992 at the New York Giants. **NFL EUROPE LEAGUE:** Gained valuable experience playing the 1997 season with the Barcelona Dragons earning Most Valuable Player honors in the Dragons' 38-24 win over the Rhein Fire in the World Bowl. Had a league record 401 yards and two touchdowns while completing 23 of 31 passes. Runner-up for World League MVP honors after leading the league in attempts (317), completions (171), yards (2,448), and touchdowns (22) in 10 games. Added 334 rushing yards and three scores to set the mark for quarterbacks. **1996:** Originally signed as an undrafted free agent (4/25). Was waived at the end of training camp (8/19) and signed to the practice squad the next day. Spent the entire season on the practice squad. **1997:** Played three games, including his first career start at Oakland (12/14). Completed 23 of 37 passes for 283 yards and one touchdown with two interceptions in a 22-21 win. Overcame a 21-3 half-time deficit, the second-largest comeback in franchise history. Completed 16 of 22 passes for 147 yards in the second half and guided a 14-play, 52-yard drive for the game-winning field goal with 2:20 left. Connected with Mike Pritchard on a 61-yard completion (the Seahawks longest play from scrimmage in 1997). Had seen action in only three plays, all at Indianapolis (9/21), before starting, making him the second most inexperienced quarterback starter in franchise history. Played the fourth quarter against San Francisco (12/21) and scored his first career touchdown on a 2-yard run. Led all NFL quarterbacks in the preseason with a 125.3 rating by completing 42 of 51 (82.4%) passes for 420 yards, five touchdowns and one interception. **1998:** Started the final five games after seeing limited action in the fourth quarter as the third QB at Kansas City

(10/4). Was the deactivated third QB 10 of the first 11 games. He was the backup to starter John Friesz at San Diego (10/25), but did not play. First start of the season and second of his career was versus Tennessee (11/29). Named AFC Offensive Player of the Week for his 298-yard passing effort, and fourth-quarter comeback victory. Led the team to victory with a 41-yard, 32-second drive in the final minute that ended with a 48-yard Todd Peterson field goal and a 20-18 win. His 298 yards passing marked a career-high. He threw two touchdown passes in the Oilers game, a 7-yarder to Joey Galloway and a 59-yarder to James McKnight. Completed 17 of 24 attempts in start at New York Jets (12/6), for 278 yards, two touchdowns and two interceptions. Completed a career-long 70-yard TD pass to Galloway in the first quarter and followed that just three minutes later with a 57-yard TD pass to Galloway. Also rushed three times for 25 yards at the Jets. Led the team to a 38-17 victory over San Diego (12/13) passing for 140 yards and one touchdown while also rushing for a 2-yard touchdown. Led the team to a 27-23 victory over Indianapolis (12/20), rallying the squad to 17 fourth quarter points. Had a 3-yard touchdown pass to Galloway, marking the fifth TD pass to Galloway in a four-game stretch. Ended the season by passing for 242 yards at Denver (12/27) with one touchdown and one interception.

HONORS: 1998, AFC Offensive Player of the

Week (vs. Tennessee, 11/29), NFL Unsung Hero Award (NFL Players Association).

COLLEGE: First-team NAIA All-America choice as a senior and first-team All-Mt. Rainier League. Started 14 games and led the Wildcats to the NAIA Championship game. Completed 364 of 576 passes for 4,616 yards with 42 touchdowns and 14 interceptions. Surpassed 300 yards eight times topped by 455 yards and four touchdowns versus Western Washington in 1995. Had 454 yards versus Whitworth. Career best 456 yards and seven touchdowns came versus Pacific Lutheran in 1994. Had six touchdown passes versus Pacific Lutheran in 1993. Finished his career completing 911 of 1,550 passes, 58.8%, for 12,353 yards, 99 touchdowns and 59 interceptions in 43 games. Had 17 games over 300 yards. Threw for 93 touchdowns and 47 interceptions in his last three seasons. Graduated with a degree in Math Education.

PERSONAL: Football, basketball, and baseball letterman at Lincoln High School in Tacoma, Washington. Filmed a PSA promoting responsible parenthood along with teammate Michael Sinclair in 1998. Started a Christian-based ministry at Remann Hall in Tacoma. In addition to spending time with the teenagers at the center, Kitna encourages his teammates to make visits throughout the year. Jon and his wife, Jennifer, were married on August 13, 1994. They have two children a son, Jordan (10/30/97), and a daughter, Jada (11/18/98) and live in Kirkland, Washington.

KITNA'S NFL RECORD

Passing

Year	Club	G/S	Att	Comp	Yds	Pct	TD	Int	LG	Sacked	Rate
1996	Seattle		Practice Squad								
1997	Seattle	3/1	45	31	371	68.9	1	2	61	3/10	82.8
1998	Seattle	6/5	172	98	1,177	57.0	7	8	70t	11/72	72.3
1999	Seattle	15/15	495	270	3,346	54.5	23	16	51	32/198	77.7
NFL TOTALS		24/21	712	399	4,894	56.0	31	26	70t	46/280	77.4

POSTSEASON

Year	Club	G/S	Att	Comp	Yds	Pct	TD	Int	LG	Sacked	Rate
1999	Seattle	1/1	30	14	162	46.7	1	2	22	6/32	46.8
TOTALS		1/1	30	14	162	46.7	1	2	22	6/32	46.8

SINGLE GAME HIGHS

Attempts:	45	at	NY Jets	(1/2/00)
Completions:	25	vs.	San Diego	(12/12/99)
Yards:	298	vs.	Tennessee	(11/29/98)
Percentage:	70.8	at	NY Jets	(12/6/98) 24-17
Longest no TD:	61	at	Oakland	(12/14/97) to Mike Pritchard
Longest TD:	70t	at	NY Jets	(12/6/98) to Joey Galloway
Most TDs:	3	vs.	Cincinnati	(11/7/99)
Interceptions:	5	vs.	Tampa Bay	(11/28/99)
Rushes:	7	at	Kansas City	(11/21/99)
Rushing Yds.:	25	at	NY Jets	(12/6/98)
Rushing TDs:	1	vs.	San Diego	(12/13/98)

KITNA'S GAME-BY-GAME PASSING & RUSHING

1997		PASSING							RUSHING						
Date	Opponent	P/S	Att	Com	Yds	Pct	TD	Int	LG	Sacked	Att	Yds	Avg	LG	TD
08/31	NY Jets														
09/07	Denver														
09/14	at Indianapolis	(P)	0	0	0	00.0	0	0	0	0/0	2	-2	-1.0	-1	0
09/21	San Diego														
09/28	at Kansas City														
10/05	Tennessee														
10/19	at St. Louis														
10/26	Oakland														
11/02	at Denver														
11/09	at San Diego														
11/16	at New Orleans														
11/23	Kansas City														
11/30	Atlanta														
12/07	at Baltimore														
12/14	at Oakland	(S)	37	23	283	62.2	1	2	61	1/5	6	11	1.8	8	0
12/21	San Francisco	(P)	8	8	88	100.0	0	0	19	1/5	2	0	0.0	1t	1
1997 TOTALS		(3/1)	45	31	371	68.9	1	2	61	2/10	10	9	0.9	8	1
1998		PASSING							RUSHING						
Date	Opponent	P/S	Att	Com	Yds	Pct	TD	Int	LG	Sacked	Att	Yds	Avg	LG	TD
09/06	at Philadelphia														
09/13	Arizona														
09/20	Washington														
09/27	at Pittsburgh														
10/04	at Kansas City	(P)	12	3	42	25.0	0	1	16	0/0	1	11	11.0	11	0
10/11	Denver														
10/25	at San Diego														
11/01	Oakland														
11/08	Kansas City														
11/22	at Dallas														
11/29	Tennessee	(S)	39	24	298	61.5	2	1	59t	1/2	3	5	1.7	3	0
12/06	at NY Jets	(S)	24	17	278	70.8	2	2	70t	1/7	3	25	8.3	21	0
12/13	San Diego	(S)	31	16	140	51.6	1	3	15	2/10	6	4	0.7	2t	1
12/20	Indianapolis	(S)	29	16	177	55.2	1	0	22	4/27	5	17	3.4	17	0
12/27	at Denver	(S)	37	22	242	59.5	1	1	24	3/26	2	5	2.5	5	0
1998 TOTALS		(6/5)	172	98	1,177	57.0	7	8	70t	11/72	20	67	3.4	21	1
1999		PASSING							RUSHING						
Date	Opponent	P/S	Att	Com	Yds	Pct	TD	Int	LG	Sacked	Att	Yds	Avg	LG	TD
09/12	Detroit	(S)	30	20	202	66.6	2	0	26	6/28	1	7	7.0	7	0
09/19	at Chicago														
09/26	at Pittsburgh	(S)	29	18	265	62.1	0	0	51	1/14	3	-3	-1.0	0	0
10/03	Oakland	(S)	30	15	213	50.0	2	1	29t	2/12	1	0	0.0	0	0
10/17	at San Diego	(S)	29	17	151	58.6	1	1	25	3/11	1	0	0.0	0	0
10/24	Buffalo	(S)	30	17	276	56.7	2	0	43t	1/1	6	4	0.7	6	0
11/01	at Green Bay	(S)	19	12	109	63.2	2	0	21	2/19	3	3	1.0	5	0
11/07	Cincinnati	(S)	24	14	202	58.3	3	2	32	2/15	1	0	0.0	0	0
11/14	Denver	(S)	31	16	235	51.6	2	1	39	1/5	2	-1	-0.5	0	0
11/21	at Kansas City	(S)	33	14	235	42.4	2	1	45t	0/0	7	15	2.1	10	0
11/28	Tampa Bay	(S)	44	19	197	43.2	0	5	34	3/27	2	16	8.0	10	0
12/05	at Oakland	(S)	39	22	245	56.4	2	2	31t	1/11	3	15	5.0	7	0
12/12	San Diego	(S)	40	25	285	62.5	1	1	48	3/14	1	1	1.0	1	0
12/19	at Denver	(S)	42	22	278	53.4	2	0	36t	3/28	0	0	0.0	0	0
12/26	Kansas City	(S)	30	18	216	60.0	2	0	20t	3/9	3	1	0.3	5	0
01/02	at NY Jets	(S)	45	21	237	46.7	0	2	32	1/4	1	-1	-1.0	-1	0
01/09	*Miami	(S)	30	14	162	46.7	1	2	22	6/32	1	1	1.0	1	0
1999 TOTALS		(15/15)	495	270	3,346	54.5	23	16	51	32/198	35	56	1.6	10	0
Career Totals		(24/21)	712	399	4,894	56.0	31	26	70t	46/280	67	130	1.9	21	2
Playoff Totals		(1/1)	30	14	162	46.7	1	2	22	6/32	1	1	1.0	1	0



GEORGE KOONCE

LINEBACKER

#53

6-1

245

EAST CAROLINA

9TH NFL SEASON

1ST SEAHAWKS SEASON

UNRESTRICTED FREE AGENT (GB) 2000

1999 GAMES/STARTS: 15/15

CAREER GAMES/STARTS: 112/102

OCTOBER 15, 1968 (NEW BERN, N.C.)

1999: Played and started 15 games for the Packers. Finished the season with 50 total tackles.

PRO: Originally signed with the Atlanta Falcons as a rookie free agent (4/30/91), and was waived on the final cut (8/26/91). Signed by the Packers after leading the Ohio Glory of NFLLE in tackles. Signed by the Seahawks as a free agent on June 19, 2000. **1991:** Signed as a rookie free agent with the Falcons. Released after training camp (8/26). **NFL EUROPE LEAGUE:** Played for the Ohio Glory in the spring of 1992, and led the league with 91 tackles in 10 games. **1992:** Started 10 games for the Packers. **1993:** Became a full-time starter at linebacker and recorded a career-high 125 tackles. **1994:** Started all 16 regular season and two postseason games. Finished the season with 119 tackles. **1995:** Started every game at linebacker. **1996:** Started every game at linebacker and recorded 76 tackles with a career-high three interceptions. Injured knee in the postseason which required season-ending surgery. **1997:** Returned from his knee injury after a 10-month rehabilitation program to play in the final four regular season and three playoff games. Played in Super Bowl

XXXII as a reserve linebacker. **1998:** Started 14 games at linebacker.

COLLEGE: Played two seasons at East Carolina after two years at Chowan Junior College in Murfreesboro, North Carolina. Started at outside linebacker as a senior and earned second-team All-South Independent from the *Associated Press*.

PERSONAL: Earned three letters in football as a tight end and linebacker at West Craven High in Vanceboro, North Carolina. Established the George Koonce, Sr. Foundation, last year. The foundation provides underprivileged children with educational, athletic, artistic and social opportunities which assist their development; among the specific goals of the foundation are to develop after-school activity centers with tutoring available, to establish an annual summer camp, to provide educational field trips and to establish scholarships for deserving children. Owner of a dog kennel in New Bern, which breeds beagles and the owner of 100 apartment units. Born in New Bern, North Carolina. Has four children, Bryan (3/4/88), Olivia (1/21/91), Trey (7/27/96) and Arienna (1/2/98). He and his wife, Judi, live in Greenville, North Carolina.

KOONCE'S NFL RECORD

Club	G/S	Tackles			Sacks		Interceptions			TD	PD	FF	FR
		Tkl	So	Ast	QB	Yds	No	Yds Avg	LG				
1992 Green Bay	16/10	55	34	21	1.5	n/a	0	0 0.0	0	0	2	0	0
1993 Green Bay	15/15	125	70	55	3.0	n/a	0	0 0.0	0	0	2	0	0
1994 Green Bay	16/16	119	78	41	1.0	n/a	0	0 0.0	0	0	3	1	2
1995 Green Bay	16/16	84	46	38	1.0	n/a	1	1212.0	12	0	3	0	0
1996 Green Bay	16/16	117	76	41	0.0	n/a	3	8428.0	75t	1	5	0	1
1997 Green Bay	4/0	5	4	1	0.0	n/a	0	0 0.0	0	0	0	0	0
1998 Green Bay	14/14	68	37	31	1.0	n/a	0	0 0.0	0	0	0	0	1
1999 Green Bay	15/15	50	29	21	0.0	n/a	0	0 0.0	0	0	0	0	0
NFL TOTALS	112/102	623	374	249	7.5	n/a	4	9624.0	75t	1	15	1	4

SINGLE GAME HIGHS

Tackles: 18, vs. Chicago 10/30/93
Sacks: 1, Seven Times (Last: at Minn 10/5/98)
Interceptions: 1, Four Times (Last: at Minn 9/22/96)
Forced Fumbles: 1, vs. Atlanta 12/18/94
Fumble Recoveries: 1, Four Times (Last: at TB 12/24/94)

ADDITIONAL STATISTICS

Special Teams Tackles: 1992 (GB) - 8, 1997 (GB) - 1; Total - 9.
Postseason Games Played/Started: 1994 (GB)-2/2; 1995 (GB)-3/3; 1996 (GB)-1/1; 1997 (GB)-3/0; 1998 (GB)-1/1; Total -10/7.



JEFF KOPP

LINEBACKER

#59

6-4 244

SOUTHERN CALIFORNIA

6TH NFL SEASON

1ST SEAHAWKS SEASON

FREE AGENT

1999 GAMES/STARTS: 6/0

CAREER GAMES/STARTS: 63/3

JULY 8, 1971 (DANVILLE, CALIF.)

1999: Was inactive for two games with Baltimore before being waived (10/3). Signed with New England (10/27), and saw action in six of the final nine games as a reserve linebacker and special teams player.

PRO: Signed by the Seahawks as a free agent (4/28/00) after five seasons with Miami, Jacksonville and Baltimore. Entered the NFL as a sixth-round draft choice of the Dolphins (194th overall) in the 1995 draft. Has played both inside and outside linebacker.

1995: Played in 16 games as a special teams performer and one playoff game. **1996:** Signed as a free agent with the Jacksonville Jaguars (10/24). Played in the final 12 regular season games and three playoff contests. **1997:** Finished third on the Jaguars with 17 special teams tackles. Made first career start at outside linebacker (for Kevin Hardy) against Pittsburgh (10/26) and registered first career interception in that game. Started the next two games,

at Tennessee (11/2) and versus Kansas City (11/9). Played on special teams in the final six regular season games and in the playoffs. **1998:** Played the first six games of the season for Jacksonville before being released. Signed with Baltimore (10/28), and played in the final seven games. Registered 11 special teams tackles.

COLLEGE: Three-year starter at Southern California. Earned honorable mention All-American status after his junior and senior seasons. Also named All-Pac 10 as a senior in 1994.

PERSONAL: Lettered in football at San Ramon Valley High in Danville, California. Graduated from USC with a degree in Communications in 1994. Was a college roommate of NFL players Tony Boselli, Rob Johnson and Jason Sehorn. He and his wife, Alicia, have one daughter, Makenzi (6/16/98). Lives in Danville, Calif.

KOPP'S NFL RECORD

Club	G/S	Tackles			Sacks		Interceptions							
		Tkl	So	Ast	QB	Yds	No	Yds Avg	LG	TD	PD	FF	FR	
1995 Miami	16/0	1	1	0	0.0	0	0	0	0.0	0	0	0	1	0
1996 Jacksonville	12/0	0	0	0	0.0	0	0	0	0.0	0	0	0	0	0
1997 Jacksonville	16/3	14	7	7	1.0	6	1	9	9.0	9	0	1	0	0
1998 Jax/Balt.	13/0	5	5	0	0.0	0	0	0	0.0	0	0	0	0	0
1999 New England	6/0	1	1	0	0.0	0	0	0	0.0	0	0	0	0	0
NFL TOTALS	63/3	21	14	7	1.0	6	1	9	9.0	9	0	1	1	0

SINGLE GAME HIGHS

Tackles: 7, at Dallas (10/19/97)

Sacks: 1.0, at Dallas (10/29/97)


Interceptions: 1, vs. Pittsburgh (10/26/97)

Forced Fumbles: 1

Fumble Recoveries: None

ADDITIONAL STATISTICS

Special Teams Tackles: 1995 (Miami) - 11; 1996 (Jacksonville) - 15; 1997 (Jacksonville) - 17; 1998 (Jax/Balt) - 11; 1999 (Baltimore) - 3; Career - 58



MATT LABOUNTY

DEFENSIVE END

#99

6-4 275

OREGON

8TH NFL SEASON

5TH SEAHAWKS SEASON

TRADE (GREEN BAY) 1996

1999 GAMES/STARTS: 16/1

CAREER GAMES/STARTS: 71/10

JANUARY 3, 1969 (SAN FRANCISCO, CA.)

1999: Played in 16 games with one start. Started versus the Denver Broncos (11/14) for Michael Sinclair (groin). Recorded sacks at San

Diego (10/17) and versus Tampa Bay (11/28). Also saw action as a reserve pass rusher in the playoff game versus the Miami Dolphins

(1/9/00).

PRO: A pass-rush specialist, who entered the NFL as the 12th-round draft choice of the San Francisco 49ers in 1992. Claimed on waivers by the Green Bay Packers in 1993 and spent three seasons in Green Bay (1993-95). A pass rush specialist, he has played both DT and DE. **1992:** Spent the entire season on the 49ers practice squad after re-signing on September 5. **1993:** Played in the first five games for San Francisco before being placed on the practice squad (10/16). Returned to the active roster (12/4) before being claimed by Green Bay (12/8). On the Packers inactive list for the last four regular season games and two postseason contests. **1994:** Missed the entire season on injured reserve with a back injury in training camp. **1995:** Inactive the first two games before playing in the last 14 with two starts. Also played in all three playoff games. Primarily backed up at left end, but also saw action at both end and tackle as a pass rusher. Made his career start versus Chicago (12/12). Also started at Tampa Bay (12/10). Finished the season with 16 tackles and three sacks. Started against Atlanta (12/31) in the NFC Wild Card Game and had a sack. **1996:** Played three games after being acquired from the Green Bay Packers in exchange for safety Eugene Robinson (6/26). On the 53-man roster for 16 games, but a training camp knee injury limited his availability. **1997:** Played in 16 games with six starts at defensive end. Also, saw action as a tackle in nickle situations. Credited with 18 tackles and three sacks. Registered a season-high three tackles versus Tennessee (10/5). **1998:** Saw action in 16 games with one start at defensive end. Played both DE and DT in the nickle. Finished the season with a single-season career-high 6.0 sacks, including his

first career multi-sack game; a 2.0 sack performance versus San Diego (12/13). Also forced a fumble in that game, which was returned for a touchdown by DT Cortez Kennedy. Twice recorded career-highs with three tackles at Pittsburgh (9/27) and versus San Diego (12/13). Started at RDE versus Denver (10/11) replacing Phillip Daniels (strained neck).

Matt's a believer in reading everyday. That's why he donated his time to literacy programs, including the program at A.G. Bell Elementary in Kirkland.

COLLEGE: Four-year letterman and three-year starter at the University of Oregon. Finished his Ducks career with a school record 23.5 sacks. Added 177 tackles, 41 tackles for loss, and two fumble recoveries. Started 33 of last 35 games. Single-season best 66 tackles came in 1989. Red-shirted in 1987. Majored in Sociology.

PERSONAL: Two-way lineman at San Marin High School in Novato, California, along with teammate QB Mike McCoy. Did not play organized football until his sophomore year. Matt and his wife, Kelly Blair, were married 1/31/98. Kelly won the heptathlon at the 1996 US Olympic Trials and finished eighth in the Summer Olympics in Atlanta. She has trained for the Olympics in Austin, Texas. The couple lives in Seattle and Austin.

1999 A F C W E S T C H A M P I O N S

LABOUNTY'S NFL RECORD

Club	G/S	Tackles			Sacks		Interceptions				TD	PD	FF	FR
		Tkl	So	Ast	QB	Yds	No	Yds	Avg	LG				
1992 San Francisco		Practice Squad												
1993 San Francisco	6/0	2	1	1	0.0	0.0	0	0	0.0	0	0	0	0	0
Green Bay	0/0	0	0	0	0.0	0.0	0	0	0.0	0	0	0	0	0
1994 Green Bay		injured reserve (back)												
1995 Green Bay	14/2	16	11	5	3.0	20.0	0	0	0.0	0	0	3	0	0
1996 Seattle	3/0	0	0	0	0.0	0.0	0	0	0.0	0	0	0	0	0
1997 Seattle	16/6	21	16	5	3.0	18.0	0	0	0.0	0	0	1	0	0
1998 Seattle	16/1	18	14	4	6.0	25.0	0	0	0.0	0	0	0	1	1
1999 Seattle	16/1	11	7	4	2.0	14.0	0	0	0.0	0	0	1	0	0
NFL TOTALS	71/10	68	49	19	14.0	77.0	0	0	0.0	0	0	5	1	1

SINGLE GAME HIGHS

Tackles: 3, Three Times (Last: vs. San Diego, 12/13/98)

Sacks: 2.0, vs. San Diego (12/13/98)

Interceptions: None

Forced Fumbles: 1, vs. San Diego (12/13/98)

Fumble Recoveries: 1, vs. Tennessee (11/29/98)

ADDITIONAL STATISTICS

Postseason Games Played/Started: 1999 (Seattle) - 1/0.

Postseason Defensive Statistics: 1999 (Seattle)-None.



JAMES LOGAN

LINEBACKER

6-2 #56 225

MEMPHIS

6TH NFL SEASON

6TH SEAHAWKS SEASON

WAIVERS (CINCINNATI) 1995

1999 GAMES/STARTS: 16/2

CAREER GAMES/STARTS: 50/4
DECEMBER 6, 1972 (OPP, AL.)

1999: Played in 16 games with two starts at outside linebacker for the Seahawks. Led the team with 18 special teams tackles. Started for Chad Brown (neck) at Chicago (9/19) and finished tied for the team-lead with a season-high nine tackles. Also started at Kansas City (11/14) for Darrin Smith (groin) and finished second on the team with six tackles. Saw action on special teams in the playoff game versus Miami (1/9/00), recording two stops.

PRO: Entered the NFL as a free agent with the Houston Oilers in 1995. Also played with the Cincinnati Bengals before joining the Seahawks. Has spent most of his career as a standout special teams player. **1995:** Played six games with Seattle on special teams after being claimed on waivers from the Cincinnati Bengals (10/31). Credited with eight tackles, according to coaches film study, including three at Washington in his first game. Originally signed as a free agent with the Houston Oilers. Waived by Houston (8/28) and signed to their practice squad. Added to the active roster by the Oilers (9/15) and was inactive for one game and played in three before being waived and claimed by Cincinnati (10/18). Played in one game, versus Cleveland (10/29), with the Bengals. **1996:** Inactive for the first nine games because of broken leg suffered in the preseason opener. Returned to play in six-of-the-last-seven games on special teams. Played in the NFL Europe League with the Scottish Claymores in 1997 and was credited with 37 tackles, two sacks, and two forced fumbles. **1997:** Played 14 games and made his first career start at right linebacker at Oakland (12/14) for an injured Chad Brown (con-

cession). Also played most of the second half at Baltimore (12/7) for Brown. Credited with four tackles, including three versus the Raiders. Finished the season tied for second with 18 special teams tackles. His six special teams tackles versus Oakland (10/26) was a single-game team high. Led the team with four tackles inside the 20 yard line. **1998:** Entered the season as a backup outside linebacker and special teams performer. Saw action on special teams and limited time at LB in the first two games. Moved into the starting lineup versus Washington (9/20) and recorded a career-high and team leading 11 tackles, while adding his first career sack. Was scheduled to start the following week at Pittsburgh (9/27) but suffered a broken fibula on the opening kickoff. Placed on injured reserve (9/30).

COLLEGE: Two-year letterman after transferring from junior college. Played two seasons at Memphis as a defensive end collecting 70 tackles, 14 sacks, and three tackles for loss. Played 19 games, starting 10. Had 44 tackles and a team-high eight sacks as a senior, including a school record four sacks against Arkansas State. Recipient of the Glen Jones Award presented to the player who leads through determination, desire, and courage. Lettered in both football and track at Jones Junior College in Ellisville, Mississippi. Selected to play in the Mississippi North-South Junior College All-Star Game.

PERSONAL: Football and track letterman at Opp High School in Opp, Alabama. Football team captain as a senior. Lives in Opp, Al.

LOGAN'S NFL RECORD

Club	G/S	Tackles			Sacks		Interceptions				LG	TD	PD	FF	FR
		Tkl	So	Ast	QB	Yds	No	Yds	Avg						
1995 Houston	3/0	0	0	0	0.0	0	0	0	0.0	0	0	0	0	0	0
Cincinnati	1/0	0	0	0	0.0	0	0	0	0.0	0	0	0	0	0	0
Seattle	6/0	0	0	0	0.0	0	0	0	0.0	0	0	0	0	0	0
1996 Seattle	6/0	0	0	0	0.0	0	0	0	0.0	0	0	0	0	0	0
1997 Seattle	14/1	4	2	2	0.0	0	0	0	0.0	0	0	0	0	0	0
1998 Seattle	4/1	17	12	5	1.0	11.0	0	0	0.0	0	0	1	0	0	0
1999 Seattle	16/2	25	22	3	0.0	0	0	0	0.0	0	0	1	1	0	0
NFL TOTALS	50/2	46	36	10	1.0	11.0	0	0	0.0	0	0	2	1	1	1

SINGLE GAME HIGHS

Tackles: 11, vs. Washington (9/20/98)

Sacks: 1.0, vs. Washington (9/20/98)

Interceptions: None

Forced Fumbles: 1, vs. Detroit (9/12/99)

Fumble Recoveries: 1, at Oakland (12/21/97)

ADDITIONAL STATISTICS

Special Teams Tackles: 1996 (Seattle) - 4; 1997 (Seattle) - 18; 1998 (Seattle) - 3; 1999 (Seattle) - 18; **Career Totals:** 43

Postseason Games Played/Started: 1999 (Seattle)-1/0.

Postseason Defensive Statistics: 1999 (Seattle)-None.



DEEMS MAY

TIGHT END

#88

6-4

263

NORTH CAROLINA

9TH NFL SEASON

4TH SEAHAWKS SEASON

UNRESTRICTED FREE AGENT (SD) 1997

1999 GAMES/STARTS: 15/0

CAREER GAMES/STARTS: 104/21

MARCH 6, 1969 (LEXINGTON, NC)

1999: Played in 15 games with no starts primarily as a blocking tight end. Also served as the deep snapper on punts in the season opener versus Detroit (9/12). Missed game at Chicago (9/19) after suffering concussion previous week versus Detroit.

PRO: Originally entered the NFL as the Chargers seventh-round 1992 draft choice. Rebounded after a foot injury that limited his availability in 1994 and 1995 to have his best season in 1996 with 19 catches for 188 yards. **1992:** Played 16 games, starting six, in the regular season and played both postseason games. Third with eight special teams tackles. **1993:** Played 15 games with one start. Inactive versus Miami. Gained 15 pounds prior to the season. **1994:** Played his first five games, starting the first two before being sidelined with a stress fracture in his foot. Inactive for three games before being placed on injured reserve (11/2). Made his first two career receptions, for 22 yards, versus the Los Angeles Raiders (9/25). **1995:** Re-injured his foot in June and missed the first six games on the inactive list. **1996:** Finished the season with career highs in receptions (19), yards (188), and longest reception 39 yards versus Tampa Bay (11/17). Set single-game highs for receiving yards (44) and for receptions (4) at Kansas City (11/24). **1997:** Played 16 games as reserve tight end and special teams performer. Caught two passes for 21 yards and was credited with four special teams tackles on the season. Returned one kickoff for 8 yards. Signed as an unrestricted free agent (5/7). **1998:** Reserve tight end who also saw action at fullback. Caught a pass in three games, including first career touchdown;

a 1-yard reception from Ricky Watters on a halfback pass at Denver (12/27).

COLLEGE:

Three-year letterman. Played his last three seasons at tight end after starting as a red shirt freshman at quarterback. Started the first two games of the 1988 season at quarterback and completed 28-of-68 passes for 270 yards. Finished his career with 19 receptions for 239 yards. Had 12 receptions for 150 yards as a senior.

PERSONAL: Football, basketball, and baseball letterman at Lexington High School in Lexington, North Carolina. *Parade Magazine* and *Scholastic Coach* All-America choice in football as a senior. Played only three games as a senior due to a knee injury. Threw for 2,350 yards and 25 touchdowns and rushed for 1,575 yards and 32 scores as a sophomore and junior. Squad won two state championships. Two-time all-conference, all-area, and all-Northwest choice in basketball as a sophomore and junior. Also ran track and played golf. Graduated with a degree in Political Science. His father, Bert, played golf at North Carolina State. Lives with his wife, Susan, in New London, North Carolina.

Deems participated in the United Way Hometown Huddle. He also actively visits local hospitals..

1999 AFC WEST CHAMPIONS

MAY'S NFL RECORD

Year	Club	G/S	No	Yds	Avg	LG	TD
1992	San Diego	16/6	0	0	0.0	0	0
1993	San Diego	15/1	0	0	0.0	0	0
1994	San Diego	5/2	2	22	11.0	18	0
1995	San Diego	5/0	0	0	0.0	0	0
1996	San Diego	16/12	19	188	9.9	39	0
1997	Seattle	16/0	2	21	10.5	11	0
1998	Seattle	16/0	3	7	2.3	5	1
1999	Seattle	15/0	0	0	0.0	0	0
NFL TOTALS		89/21	26	238	9.2	39	1

SINGLE GAME HIGHS

Most Receptions: 4, at Kansas City 11/24/96
Most Yards: 44, vs. Tampa Bay 11/17/96
Longest Reception: 39, vs. Tampa Bay 11/17/96
Most Touchdowns: 1, at Denver 12/27/98
Longest Touchdown: 1, at Denver 12/27/98

ADDITIONAL STATISTICS

Postseason Games Played/Started: 1994 (SD)-20; 1999 (Seattle) - 1/
Postseason Statistics: 1994 (SD)-None; 1999 (Seattle)-None.



DERRICK MAYES

WIDE RECEIVER

#87

6-0 205

NOTRE DAME

5TH NFL SEASON

2ND SEAHAWKS SEASON

TRADE (GREEN BAY) 1999

1999 GAMES/STARTS: 16/15

CAREER GAMES/STARTS: 45/24

JANUARY 28, 1974 (INDIANAPOLIS, IND.)

1999: Joined the Seahawks on August 30, in a trade with the Green Bay Packers for a seventh-round 2000 draft choice. Played in 16 games with 15 starts and led the Seahawks with 62 receptions for 829 yards. Also led the team with 10 touchdowns, finishing seventh in the AFC in non-kicker scoring. Tied for second in the conference in receiving touchdowns. Became the fourth player in team history to record at least 10 receiving scores in a single season, joining Steve Largent, Daryl Turner and Joey Galloway. Replaced Charles Jordan (hamstring) in the starting lineup at Chicago and started the next 15 games. Helped spark a come-from-behind victory with a 34-yard touchdown reception from Glenn Foley at Chicago (9/19). The score was the first of a 14-point fourth quarter. Recorded career-highs with seven receptions and 137 yards versus Oakland (10/3). Had his second 100-yard game of the season versus Buffalo (10/24) when he caught six passes for 105 yards and two touchdowns. Made a leaping touchdown grab on Monday Night Football in the back of the endzone versus his former team at Green Bay (11/1). Caught a 36-yard touchdown pass from Jon Kitna with 54 seconds remaining in regulation at Denver (12/19) to help push the game into overtime.

PRO: Fifth-year pro out of Notre Dame. Acquired by Green Bay in the second round of the 1996 draft. Traded to Seattle on August 30, 1999, for a seventh-round 2000 draft pick. Had 54 career catches for 730 yards and five touchdowns for the Packers. **1996:** Saw action in seven games and caught six passes for 46 yards and two touchdowns. Was inactive the first nine games of the season with a shoulder injury. Was inactive in all three playoff games and the Super Bowl. **1997:** Played in 12 regular season games and started three. Saw most of his action as the Packers third wide receiver totaling 290 yards on 18 catches. Started for an injured Robert Brooks versus the Indianapolis Colts (11/16) and caught three passes for a 114 yards, including a career-long 74-yard grab. Served as the club's punt returner, primarily during a three-week, late-season stretch. During the course of the season, he returned 14 punts for a 10.1-yard average. **1998:** Played in 10 games and started six.

Served as the team's third receiver and had 30 receptions for 394 yards and three touchdowns, despite missing six games with an injured knee. Sixth on the team in catches, he finished the year with career highs in receptions (30), receiving yards (394) and touchdowns (3). Caught a single-game high 3 TD receptions at Carolina (9/27). Injured right knee vs. Minnesota (10/5). Started in team's final four games,

Derrick helped teammate Ricky Watters with his Millennium Christmas Bash. The event was established to help children receive toys and other gifts for the holidays.

one at split end and three at flanker. Posted two receptions for 25 yards in season-finale at Chicago (12/27).

COLLEGE: A two-year starter and four-time letterman (1992-95) at Notre Dame, he finished his collegiate career as the all-time leader in receiving yards (2,512) and touchdown catches (22), while he stood fifth in receptions (129). Had nine career 100-yard receiving games for the Irish and was a second-team All-America selection as a senior by *Football News* as well as a third-team pick of the *Associated Press*, when he led the team with 48 receptions for 881 yards and 6 TDs. Was also chosen as one of five senior captains. Tabbed as one of 10 semi-finalists for the 'Fred Biletnikoff Award,' presented annually to the top receiver in the nation, each of his final two years. Named as Notre Dame's MVP in a vote of his teammates in both 1994 and '95 and was an honorable mention All-America choice of *United Press International* as a junior. Broke school's single-season record for TD receptions in 1994 with 11, while leading the team with 47 catches (for 847 yards). Made 24 receptions for 512 yards and 2 scores as a sophomore. Caught 10 passes (for 272 yards) as a freshman, including touchdowns on each of the first three receptions. Earned a B.A. degree in communications.

PERSONAL: Born in Indianapolis, was an honorable mention All-America selection by *USA Today* at North Central High School in Indianapolis. Also named Gatorade Circle of Champions Indiana 'Player of the Year' by Scholastic Coach as a senior. Was an all-state pick and was selected to play in Indiana North-South all-star game. Caught

45 passes for 738 yards and four touchdowns as a senior on the heels of 45 receptions for 720 yards and nine touchdowns his junior year. Also lettered twice each in basketball and track. Has worked with Cystic Fibrosis in Phoenix. Lives in Redmond.

MAYES' NFL RECORD

Club	G/S	No	Receiving				Rushing			
			Yds	Avg	LG	TD	Att	Yds	Avg.	TD
1996 Green Bay	7/0	6	46	7.7	12	2	0	0	0.0	0
1997 Green Bay	12/3	18	290	16.1	74	0	0	0	0.0	0
1998 Green Bay	10/6	30	394	13.1	33t	3	0	0	0.0	0
1999 Seattle	16/15	62	829	13.4	43t	10	0	0	0.0	0
NFL TOTALS	45/24	116	1559	13.4	74	15	0	0	0.0	0
POSTSEASON	5/0	4	67	16.8	23	0	0	0	0.0	0

SINGLE GAME HIGHS

Most Receptions: 7, at Chicago (9/19/99)
Most Yards: 137, at Chicago (9/19/99)
Longest Reception: 74, vs. Indianapolis (11/16/97)
Most Touchdowns: 2, Twice (Last: vs. Buffalo, 10/24/99)
Longest Touchdown: 43, vs. Buffalo (10/24/99)



ITULA MILI

TIGHT END

#89

6-4 265

BRIGHAM YOUNG

4TH NFL SEASON

4TH SEAHAWKS SEASON

6TH ROUND 1997

1999 GAMES/STARTS: 16/2

CAREER GAMES/STARTS: 23/2

APRIL 20, 1973 (KAHUKU, HI.)

1999: Saw action in all 16 games with two starts. Made first career start in the season opener versus Detroit (9/12). Also, started at Chicago (9/19). For the season, caught four passes for 24 yards with one touchdown. Score, the first of his career, came on a 1-yard pass from Jon Kitna at San Diego (10/17).

PRO: Chosen with the 11th pick on the sixth round, the 174th overall choice, in the 1997 college draft. **1997:** Missed the entire season on injured reserve with a knee injury suffered late in his final collegiate season. **1998:** Saw limited action in seven games and was inactive for eight games. Missed the season finale when he was placed on injured reserve (12/25) with a knee injury. Played in multi-TE sets at Oakland (11/15) and at Dallas (11/22). Made first career reception at Dallas, for a 20 yard pickup.

COLLEGE: Four-year letterman who played

tight end, fullback, and H-back. Finished his career with 126 receptions for 1,777 yards and 11 touchdowns in 40 games, with 22 starts. First-team All-Western Athletic Conference as a senior after catching a single-season best

46 passes for 692 yards and three scores in 14 games. Had 108 yards on nine receptions versus Washington. Injured his knee in the West-

Itula played the role of hometown host for fans who attended the Ericsson Cellular Pro Bowl Reception in Honolulu, Hawaii last season. He also made visits to the Fred Hutchinson Cancer Research Center.

ern Athletic Conference title game and missed the Cougars bowl game. Started at fullback and H-back as a junior and caught 36 passes for 440 yards and three scores. Had two 100-yard games, 101 yard on four receptions versus Utah State and 108 yards on five catches against Fresno State. Played six games, with three starts, as a freshman. Served on an LDS mission to New Zealand in 1992 and 1993. Majored in Geography.

PERSONAL: Lettered in football, basketball, and track at Kahuku High School in Laie, Hawaii. Football team won the state championship as a junior and senior. All-state choice as a wide receiver. State high jump champion as a junior despite school not having a pit for him to practice. Born in Kahuku, Hawaii. Lives in Laie, Hawaii.

MILI'S NFL RECORD

Year	Club	G/S	Receiving		Avg	LG	TD
			No	Yds			
1997				Injured Reserve			
1998	Seattle	7/0	1	20	20.0	20	0
1999	Seattle	16/2	4	24	6.0	9	1
NFL TOTALS		23/2	5	44	8.8	20	1

SINGLE GAME HIGHS

Most Receptions: 1, Five Times (Last: at Denver, 12/19/99)

Most Yards: 20, at Dallas (11/22/98)

Most Touchdowns: 1, at San Diego (10/17/99)


Longest Reception: 20, at Dallas (11/22/98)

Longest Touchdown: 1, at San Diego (10/27/99)


ADDITIONAL STATISTICS

Postseason Games Played: 1999 (Seattle)-1/0

Postseason Statistics: 1999 (Seattle)-None



Itula Mili caught his first career touchdown in 1999.



DESHONE MYLES

LINEBACKER

#50

6-2

245

NEVADA

3RD NFL SEASON

3RD SEAHAWKS SEASON

4TH ROUND 1998

1999 GAMES/STARTS: 4/0

CAREER GAMES/STARTS: 16/7

OCTOBER 31, 1974 (LAS VEGAS, NV.)

1999: Played in four games, missing the first two with a knee sprain. After seeing limited action in the next four games, re-injured his knee and underwent arthroscopic knee surgery (11/5), and was placed on Injured Reserve (12/7).

PRO: Selected on the fourth round, 108th overall, of the 1998 draft. Saw extensive action as a rookie at middle linebacker. **1998:** Started seven games at MLB, including a start in the season opener at Philadelphia (9/6). Started the second game of the season versus Arizona (9/13) but suffered a knee sprain in the second half and missed the remainder of the game. Inactive for the next two games, before returning to special teams duty at Kansas City (10/4). Played mostly on special teams the next two games before returning to the starting MLB position versus Oakland (11/1) registering seven tackles and a forced fumble. Inactive at Dallas (11/22) and versus Tennessee (11/29). Returned to start the final four games totaling 19 tackles, including a season-high nine stops and a fumble recovery at Denver (12/27) in the finale.

COLLEGE: Four-year starter at outside linebacker establishing a school mark with 528 career tackles. Recorded at least ten tackles in 35 of 45 games. Earned All-Big West honors each season. Led the team with 132 tackles, while adding five sacks, three forced fumbles

and one fumble recovery as a senior in 1997. Registered 17 tackles in victory over Boise State. Big West Defensive Player of the Year

and
team
MVP as
a junior
in 1996.
Led the
team
with
125
tackles.
Added
three
sacks,
two
forced
fumb-
les, a

Deshone participated in the annual Seattle Emergency Housing Birthday Party for kids last season and Jon Kitna's Bowling Tournament for the Boys and Girls Club of King County.

blocked kick and one interception. Led the team with 133 tackles with three sacks and two forced fumbles as a sophomore in 1995. Started every game at outside linebacker as a redshirt freshman and led the team with 138 tackles in 1994.

PERSONAL: All-state selection at Cheyenne High in Las Vegas, Nevada. Also, lettered in basketball and track. Criminal Justice major. Has a son, Davion (12/19/96). Lives in Las Vegas, Nv.

MYLES' NFL RECORD

Club	G/S	Tackles			Sacks		Interceptions			LG	TD	PD	FF	FR
		Tkl	So	Ast	QB	Yds	No	Yds	Avg					
1998 Seattle	12/7	37	26	11	0.0	0	0	0	0.0	0	0	0	1	1
1999 Seattle	5/0	2	1	1	0.0	0	0	0	0.0	0	0	0	0	0
NFL TOTALS	17/7	39	27	12	0.0	0	0	0	0.0	0	0	0	1	1

SINGLE GAME HIGHS

Tackles: 9, at Denver 12/27/98

Sacks: None

Interceptions: None

Forced Fumbles: 1, vs. Oakland 11/1/98

Fumble Recoveries: 1, at Denver 12/27/98

ADDITIONAL STATISTICS

Postseason Games Played/Started: 1999 (Seattle) - None.

Postseason Defensive Statistics: 1999 (Seattle)-None.



RIDDICK PARKER

DEFENSIVE TACKLE

#97

6-3 274

NORTH CAROLINA

4TH NFL SEASON

4TH SEAHAWKS SEASON

FREE AGENT 1996

1999 GAMES/STARTS: 16/3

CAREER GAMES/STARTS: 35/3

NOVEMBER 20, 1972 (EMPORIA, VA.)

1999: Played in 16 games with three starts at Defensive Tackle. Spent most of the season in a three-man rotation with Cortez Kennedy and Sam Adams. Made first career

Riddick participated in the Practice with the Pros youth football clinic with B.C. Lions players in Vancouver, B.C. last season. Over 300 kids received instruction on the fundamentals of football.

start at Kansas City (11/21) for an injured Adams (knee). Started the following week versus Tampa Bay (11/28) and registered a career-high five tackles.

PRO: Entered the NFL as an undrafted free agent with the San Diego Chargers in 1995. Joined the Seahawks on July 8, 1996, as a free agent. Spent that season on the Seahawks' practice squad. **1995:** Went to camp with the San Diego Chargers after signing as a free agent (4/28). Was waived (8/26). **1996:** Spent the entire season on the Seahawks practice squad after signing as a free agent (7/8).

Played the 1996 NFL Europe League season with the Rhein Fire and was credited with 11 tackles. **1997:** Saw action on special teams and as a back-up defensive tackle in 11 games. Recorded a tackle for loss at Kansas City (9/28) when he replaced Cortez Kennedy who left the game with a knee injury. **1998:** Saw limited action on defense as the fourth defensive tackle, playing in eight games while being inactive for six and did not play in another. Moved in as the third DT for the season opener at Philadelphia (9/6) with Cortez Kennedy (ankle) out. Recorded first career sack and forced fumble in that game.

COLLEGE: Four-year letterman at the University of North Carolina. Started all 11 regular season and one postseason game as a senior at defensive tackle for the Tar Heels. Credited with 41 tackles, four tackles for loss, and two sacks his senior year. Finished his career with 96 tackles, eight tackles for loss, and five sacks. Played in 10 games as a true freshman defensive tackle in 1990, and 11 games as a sophomore in 1991 at nose tackle. Redshirted in 1992. Majored in History.

PERSONAL: Two-way All-District lineman at Southampton High School in Courtland, Virginia. Lineman of the Year as a senior. Also lettered in track. Lives in Chapel Hill, North Carolina.

PARKER'S NFL RECORD

Club	G/S	Tackles			Sacks		Interceptions							
		Tkl	So	Ast	QB	Yds	No	Yds	Avg	LG	TD	PD	FF	FR
1996 Seattle		Practice Squad												
1997 Seattle	11/0	3	2	1	0.0	0	0	0	0.0	0	0	0	0	0
1998 Seattle	8/0	6	4	2	1.0	4	0	0	0.0	0	0	0	1	0
1999 Seattle	16/3	19	11	8	2.0	11	0	0	0.0	0	0	1	1	0
NFL TOTALS	35/3	28	17	11	3.0	15	0	0	0.0	0	0	1	2	0

SINGLE GAME HIGHS

Tackles: 5, vs. Tampa Bay (11/28/99)
Sacks: 1.0, Three Times (Last: at San Diego, 10/17/99)
Interceptions: None
Forced Fumbles: 1, Twice (Last: vs. TB, 11/28/99)
Fumble Recoveries: None

ADDITIONAL STATISTICS

Postseason Games Played/Started: 1999 (Seattle)-1/0.
Postseason Defensive Statistics: 1999 (Seattle)-None.



TODD PETERSON

KICKER

#2

5-10 177

GEORGIA

6TH NFL SEASON

6TH SEAHAWKS SEASON

FREE AGENT 1995

1999 GAMES/STARTS: 16/0

CAREER GAMES/STARTS: 82/0

FEBRUARY 4, 1970 (WASHINGTON, DC)

1999: Scored a team-record 134 points, including a team-record 34 field goals. Finished third in the AFC in kicker scoring. Extended his club record scoring streak to 80 games, current entering the 2000 season. Has been a part of the Seahawks' 121 straight games without being shutout, which is the longest current streak in the AFC. Other records set in 1999 by Peterson included Most Consecutive PATs (177-current), Most Field Goals Attempted-Season (40), Most Consecutive Field Goals (16), Highest Career Field Goal Percentage (81.81) and Highest Field Goal Percentage-Season (85.00). Had a career-high five field goals on six attempts at Pittsburgh (9/26), scoring a career-high 17 points. Also made only field goal attempt, from 50-yards, in the playoff game versus Miami (1/9/00). Helped guide the Seahawks to the AFC lead in opponents Avg. Drive Start (26.0).

PRO: Originally drafted by the New York Giants on the seventh round in 1993. Tried-out with 13 teams in 23 months before signing with the Seahawks (1/17/95). Has scored 103, 109, 111, 98 and 134 points in five seasons with the Seahawks. The only kicker in team history with three consecutive 100+ point seasons. Ranks first in career field goal percentage at 81.8, hitting on 126 of 154 attempts during his five seasons with Seattle. Ranks second with 126 career field goals made, trailing Norm Johnson's team mark of 159 field goals. Holds the team mark with a streak of 16 straight field goals without a miss, established in 1999. Has not missed a career PAT attempt, having hit 181 straight, including 177 consecutive with the Seahawks. Has four games with a career-high four field goals. **1993:** Seventh-round draft choice of the New York Giants. Was waived (8/25) at the end of training camp. Spent one week (Nov. 30) on the practice squad of the New England Patriots. **1994:** Signed with the Atlanta Falcons as a free agent (5/2), and was waived(8/29). Signed with the Arizona Cardinals as a free agent (10/12), and played in two games, at Washington (10/16) and versus

Dallas (10/23). Booted a 29-yard field goal with 4:56 left in overtime for a 19-16 win at Washington. Scored 10 points on 4 of 4 PATs and 2 of 4 field goals before being waived (10/24).

1995:

Won the kicking job in the pre-season after signing as a free agent and proceeded to lead the team in scoring with 109 points. Missed by one point of

breaking the single season record of 110 set in 1984. Connected on 40 of 40 PATs and 23 of 28 field goals. Made his last 11 field goal attempts, equaling the third longest streak in team history, and 15 of 16, with the only miss from 52 yards. Was 17 of 19 in the Kingdome, including his last 15. Four of those successes came in a 26-14 win over Philadelphia (12/3), earning him AFC Special Teams Player of the Week. Kicking made the difference in three other wins. Was 3 of 3 against the New York Giants (11/5) in a 30-28 win, including the game-winning 32-yarder with 1:27 left, and at Washington (11/19) in a 27-20 win. A 38-yarder was the difference in a 24-21 win over Cincinnati (9/17). Four of five misses came from beyond 43 yards with two from 52 and 53 yards. Attempted and made six PATs at Jacksonville (11/12) and was five of five versus Oakland (12/17). Averaged 65.3 yards on each of his 74 kickoffs with eight touchbacks and nine others that reached the end zone. Signed as a free agent (1/17). **1996:** Scored a franchise record 111 points on 27 of 27 PATs and 28 of 34 field goals. Broke Norm Johnson's 1984 record of 110 points and also broke John Kasay's 1991 record of 25 field goals. Joined Johnson (1983-84) as the only

For each field goal
Todd kicks during
the season, he raises
money for Young
Life and Camp Fire
Boys and Girls. He
helped raised
\$177,480 for the two
in 1999 alone.

kickers in franchise history with back-to-back 100-point seasons. Was 4 of 4 on field goals versus San Diego (10/27) and 4 of 5 versus Buffalo (12/8) and had three against both Houston (11/3) and at Detroit (11/17). Made his first three attempts to record a team record streak of 14 straight over the 1995 and 1996 seasons. Kicked a career-best 54-yarder versus Minnesota (11/10) and had a 52-yarder at the halftime gun at Oakland (12/22). Was 9 of 10 on the road, including a perfect 6 of 6 outdoors. Seahawks NFL Man of the Year nominee for his work in the community. **1997:** Recorded a franchise record third consecutive 100-plus point season, with 103. Successful on 13 straight field goal attempts by hitting his first five of the season, dating back to December 8, 1996, versus Buffalo. Streak snapped when he missed a career-long 58 yard attempt as time expired in regulation at Kansas City (9/28). Tied a career-high with four field goals versus Oakland (10/26) and added four PATs for 15 points. **1998:** Finished the season with 98 points, following three consecutive 100-point seasons. Moved into second place on the team's all-time field goal list with 92, having passed John Kasay's (1991-94) 82 field goals versus San Diego (10/25), midway through the season. Special teams player of the week when he nailed a 50-yard field goal with three seconds remaining in the first half versus Tennessee (11/29) and booted a


48-yarder with one second remaining in the game for a 20-18 victory. Had a season-high nine points three times, versus Arizona (9/13), at San Diego (10/25) and versus Indianapolis (12/20).

HONORS: 1995, AFC Special Teams Player of Week 14 (vs. Philadelphia). 1996, Seahawks' NFL Man of the Year nominee, 1997, Seahawks' Byron "Whizzer" White Award nominee.

COLLEGE: Played last two seasons at the University of Georgia after playing his first two at the United States Naval Academy. Finished his career with 135 points on 19 of 27 field goals and 78 of 80 point after touchdowns. Was 13 of 16 on field goals and 41 of 42 on PATs for 80 points as a senior. First-team Academic All-America as a senior. Graduated with a degree in Finance and has been accepted to the University of Georgia School of Law.

PERSONAL: Played his senior season at Valdosta High School in Valdosta, Georgia, after attending The Valwood School in Valdosta, where he lettered in football, basketball, baseball, and track. Scored 84 points as a senior on 10 of 14 field goals and 54 of 55 PATs. Had a long field goal of 48 yards. Todd and his wife, Susan (5/14/94), devote much of their time to Young Life, a Christian youth outreach where Susan worked from 1994-98. Was also on the advisory committee for the 1997 Seattle/King County Leadership Prayer Breakfast. Makes a donation to the Camp Fire Boys and Girls Clubs and Young Life for each field goal made and hosted a football camp to

benefit Camp Fire, from 1996-99. Has also, hosted a kicking camp for the University of Georgia from 1996-2000. They live in Kirkland, Washington, with their daughter, Hannah (4/30/98), and son, Zach (5/9/00).



PETERSON'S NFL RECORD

Kicking

Club	G/S	PAT-Att	FG-Att	1-19	20-29	30-39	40-49	50+	FG%	LG	Pts
1993 New England	Practice Squad										
1994 Arizona	2/0	4-4	2-4	0-0	1-1	1-1	0-2	0-0	50.0	35	10
1995 Seattle	16/0	40-40	23-28	1-1	5-5	9-10	8-10	0-2	82.1	49	109
1996 Seattle	16/0	27-27	28-34	0-0	11-13	7-7	8-11	2-3	82.4	54	111
1997 Seattle	16/0	37-37	22-28	0-0	9-9	7-9	5-7	1-2	78.6	52	103
1998 Seattle	16/0	41-41	19-24	0-0	7-7	4-5	5-5	3-7	79.2	51	98
1999 Seattle	16/0	32-32	34-40	1-1	10-10	8-11	14-16	1-2	85.0	51	134
NFL TOTALS	82/0	181-181	128-158	2-2	43-45	36-43	40-51	7-16	81.0	54	565

Miscellaneous

Club	Indoors	In %	Outdoors	Out %	Home	Home%	Road	Road %
1993 New England	Practice Squad							
1994 Arizona	0-0	00.0	2-4	50.0	0-0	00.0	2-4	50.0
1995 Seattle	17-19	89.5	6-9	66.7	17-19	89.5	6-9	66.7
1996 Seattle	22-28	78.6	6-6	100.0	19-24	79.2	9-10	90.0
1997 Seattle	13-16	81.3	9-12	75.0	10-11	90.9	12-17	70.6
1998 Seattle	11-14	78.6	8-10	80.0	11-14	78.6	8-10	80.0
1999 Seattle	19-23	82.6	15-17	88.2	19-23	82.6	15-17	88.2
NFL TOTALS	82-100	82.0	46-58	79.3	76-91	83.5	52-67	77.6

POSTSEASON

Club	G/S	PAT-Att	FG-Att	1-19	20-29	30-39	40-49	50+	FG%	LG	Pts
1999 Seattle	1/0	2-2	1-1	0-0	0-0	0-0	0-0	1-1	100.0	50	5
NFL Playoffs	1/0	2-2	1-1	0-0	0-0	0-0	0-0	1-1	100.0	50	5

SINGLE GAME HIGHS

Most FGs Att.: 6, at Pittsburgh (9/26/99)

Most FGs Made: 5, at Pittsburgh (9/26/99)

Longest FG Attempted: 58, at Kansas City (9/28/97)

Longest FG Made: 54, vs. Minnesota 11/10/96

Most PATs Attempted: 6, at Jacksonville 11/12/95

Most PATs Made: 6, at Jacksonville 11/12/95



MIKE PRITCHARD

WIDE RECEIVER

#85

5-10 193

COLORADO

10TH NFL SEASON

5TH SEAHAWKS SEASON

FREE AGENT 1996

1999 GAMES/STARTS: 14/5

CAREER GAMES/STARTS: 127/93

OCTOBER 26, 1969 (SHAW AFB, S.C.)

1999: Played in 14 games with four starts. Also saw action at wide receiver in the playoff game versus Miami (1/9/00). Missed the season opener versus Detroit (9/12) with a knee injury. Most productive day of the season came at Pittsburgh (9/26) when he caught six passes for 90 yards, including a 51-yarder on the first offensive play. Recorded touchdowns versus Cincinnati (11/7) and at Denver (12/19). Caught three passes for 34 yards in the playoffs versus Miami (1/9/00).

PRO: Played his first three seasons with the Atlanta Falcons after being the Falcons first-round draft choice in 1990. Was the 13th player chosen. Caught 201 passes for 2,187 yards and 14 touchdowns with Atlanta. His 201 receptions over his

first three years ranked fifth in NFL history. Joined the Broncos in a draft day trade in 1994. Denver sent 1995 first round and 1994 third rounds choices to Atlanta for Pritchard and a 1995 seventh round pick. Signed with the Seahawks as a free agent (6/20/96). **1991:** Played 16 games with 11 starts. Consensus all-rookie choice after catching 50 passes for 624 yards with two touchdowns. Only one other rookie wide receiver caught more passes. Had nine receptions for 82 yards against the Minnesota Vikings. **1992:** Played 16 games starting 15. Second in receiving yards with 827 yards on 77 receptions. Receptions total was the fifth highest in a single season in Atlanta history. Had nine receptions for 105 yards versus Dallas, his first

career 100-yard game. **1993:** Caught 74 passes for 736 yards with a career high seven touchdowns. Had 10 receptions for 97 yards in the season opener against Detroit. **1994:** Played three games, before missing the next five games on the

Mike makes regular trips to the Seahawks Academy. It's a middle school for at risk youth in Seattle's Central District. His wife, Luisa, volunteers her time to help on a regular basis.

inactive list and the last eight on injured reserve with a lacerated kidney suffered in practice on September 23. Had to endure six months of complete rest. Caught 19 passes for 271 yards and one

touchdown in those three games. Had five receptions for 119 yards in his Denver debut against San Diego. Caught a 50-yard touchdown pass 2:39 into the game. Followed with nine receptions for 100 yards against the New York Jets. **1995:** Played 15 games, starting 13. Did not play against Kansas City. Caught 33 passes for 441 yards and three touchdowns. Rushed six times for 17 yards. Twice caught five passes in a single game, including for 74 yards in the season finale at Oakland. **1996:** Played 16 games, starting five. Used primarily as the third receiver. Caught 21 passes for 328 yards, a 15.6 yard average, and one touchdown. Caught at least one pass in 12 of 16 games, with a single-game best three twice. Made a diving left-handed 44-yard reception versus Houston to set up a field goal. Scored his touchdown on an eight-yard reception at Denver. Signed as a free agent on June 20 after being waived by the Denver Broncos. **1997:** Started 15 games and finished second on the team behind Joey Galloway (72) with 64 receptions and a career-high 843 yards receiving. Led the team in receptions in three games, including a season-high seven versus San Diego (9/21) and versus Tennessee (10/5). Totaled 11 receptions for 188 yards and one touchdown on the season's final two weekends. Caught

a career-long 61-yard pass from Jon Kitna at Oakland (12/14). **1998:** Started all 16 games at wide receiver. Finished the season second on the team with 58 receptions for 742 yards. Led the team with three receptions and 54 yards in a 33-14 victory over Arizona (9/13). Led the team with 47 yards receiving and caught a 21-yard touchdown pass from Warren Moon versus Washington (9/20). Led the team with 90 yards receiving on four receptions, including a career-tying TD of 50 yards from John Friesz versus Denver (10/11). Led the team with five receptions and 79 yards receiving at Oakland (11/15). Came up big with a 13-yard reception with six seconds remaining versus Tennessee (11/29) to put the Seahawks in the position for Todd Peterson's 48-yard game winning field goal. Led the team at Denver (12/27) with eight receptions for 88 yards and one touchdown.

HONORS: 1991, First-team All-Rookie (*Pro Football Weekly, Football News, Football Digest*).

COLLEGE: Played tailback, wingback, wide receiver as well as kick returner at Colorado. Strictly a wide receiver as a senior. Saw action the previous two years at wingback and lettered as a freshman reserve running back. Caught 28 passes for a school record 680 yards in 1990 earning first-team All-Big Eight honors. Second with 445 rushing yards. Averaged 123.1 all-purpose yards per game. Accounted for 284 all-purpose yards, including 217 rushing, versus Tennessee in the Disneyland Pigskin Classic. Rushing total ranked sixth in school history. Most Valuable Player on National Championship squad. Finished his career with 51 receptions for 1,302 yards and 10 touchdowns. Added 609 rushing yards on 57 carries and five touchdowns. Returned 30 kickoffs for a 23.1 yard average. Averaged 18.8 yards every time he touched the ball. Member of the "Academic Starters" which rewarded those athletes with high grade point averages. Majored in Economics.

PERSONAL: Gatorade Circle of Champions National Player of the Year as a senior at Rancho High School in Las Vegas, Nevada. Rushed for 1,213 yards and 17 touchdowns. Had 1,108 yards and 15 scores as a junior. Also lettered in track in the 100 meters and long jump. Returned to finish his degree at the University of Colorado in 1998. Mike and his wife, Luisa (2/14/98) live in Las Vegas, Nevada.

PRITCHARD'S NFL RECORD

	Club	G/S	No	Yds	Avg	LG	TD
1991	Atlanta	16/11	50	624	12.5	29	2
1992	Atlanta	16/15	77	827	10.7	38	5
1993	Atlanta	15/14	74	736	9.9	34	7
1994	Denver	3/0	19	271	14.3	50	1
1995	Denver	15/13	33	441	13.4	45	3
1996	Seattle	16/5	21	328	15.6	44	1
1997	Seattle	16/15	64	843	13.2	61	2
1998	Seattle	16/16	58	742	12.8	50t	3
1999	Seattle	14/4	26	375	14.4	51	2
NFL TOTALS		127/93	422	5,187	12.3	61	26

ADDITIONAL STATISTICS

Kickoff Returns: 1991 (Atlanta) - 1 attempt for 18 yards.
Rushing: 1992 (Atlanta) - 5 atts., 37 yds, 22 LG, 0 TDs;
 1993 (Atlanta) - 2 atts., 4 yds., 4 LG, 0 TDs; 1995 (Denver) 6 atts., 17 yds., 9 LG, 0 TDs; 1996 (Seattle) - 2 atts., 13 yds., 7 LG, 0 TDs; 1997 (Seattle) - 1 att., 14 yds., 0

TDs; Career- 16 atts., 85 yds., 5.3 avg., 22 LG, 0 TDs.
Postseason Games Played/Started: 1991 (Atlanta) - 1/1; 1999 (Seattle) 1/0.
Postseason Statistics: 1991 (Atlanta)-5 receptions, 83 yards; 1999 (Seattle)- 3 receptions, 34 yards.

SINGLE GAME HIGHS

Most Receptions: 10, at Detroit 9/5/93
Most Yards: 119, San Diego 9/4/94
Longest Reception: 61, at Oakland 12/14/97

Most Touchdowns: 2, vs. Dallas 11/21/93
Longest Touchdown: 50, Two Times (Last vs Denver, 10/11/98)



CHARLIE ROGERS

KICK RETURNER/RUNNING BACK

#31

5-9 179

GEORGIA TECH

2ND NFL SEASON

2ND SEAHAWKS SEASON

DRAFT 5TH ROUND (B) 1999

1999 GAMES/STARTS: 12/0

CAREER GAMES/STARTS: 12/0

JUNE 19, 1976 (CLIFFWOOD, N.J.)

1999: Established eight team records and led the NFL with a 14.5-yard punt return average as a rookie return man for the Seahawks. Played in 12 games on special teams, seeing brief action at wide receiver. In the second game of the season, at Chicago (9/19), made his mark by returning two punts for 45 yards, including a 34-yarder. The following week at Pittsburgh (9/26), set a team-record with a 94-yard punt return for a touchdown. Gained 75 yards the next week versus Oakland (10/3) on two returns, with a long of 68 yards. Had just one kickoff return in the first 12 games, but returned 17 for a 26.2-yard average in the last four games. Set a team-record with 206 kick return yards in the season finale at the NY Jets (1/2). Returned a kickoff 85 yards for a touchdown in the playoff game versus Miami (1/9/00). In all, he returned three punts and four kickoffs for 183 yards in the playoff game.

PRO: Selected by the Seahawks with the second of two fifth-round picks (152nd overall) in the 1999 draft. Made the switch from wide receiver to running back this past offseason. Established himself as one of the NFL's top return men as a rookie in 1999, en route to setting eight team records.

HONORS: 1999, AFC Special Teams Player of Week 3 (at Pittsburgh), All-NFL (Pro Football Weekly), All-Rookie (Pro Football Weekly, College & Pro Football

Newsweekly, Football News), All-AFC (Football News).

COLLEGE:

Played both running back and wide receiver for the Yellow Jackets, while also returning punts and kickoffs. Rushed 220 times for 1,287 yards, while catching 58 passes for 657 yards in his

career. Left school ranking third with 58 kickoff returns for 1,264, a 21.8-yard average. As a senior, returned 30 punts for a 14.2-yard average and two touchdowns.

PERSONAL: Prep Football Report All-State running back, all-area Player of the Year, all-conference, and all-county as a three-year letterman at Matawan High in Aberdeen, New Jersey. The same high school as Seahawks starting free safety Jay Bellamy. Three-year letterman in track competing in the 100 meters, and a four-year letterman in basketball. Lives in Cliffwood, N.J.

Charlie showed his interest in helping and rewarding kids for good reading skills by participating in the annual Community In Schools First and Goal Luncheon last season.

ROGERS' NFL RECORD

Club	G/S	Punt Returns					Kickoff Returns				
		No.	Yds.	Avg.	LG	TD	No.	Yds.	Avg.	LG	TD
1999 Seattle	12/0	22	318	14.5	94t	1	18	465	25.8	49	0
NFL TOTALS	12/0	22	318	14.5	94t	1	18	465	25.8	49	0

ADDITIONAL STATISTICS

Postseason Games Played/Started: 1999 (Seattle) - 1/0.
Postseason Statistics: 1999 (Seattle)- 3 punt returns, 24 yards; 4 kickoff returns, 159 yards, 85-yard touchdown



ANTHONY SIMMONS

LINEBACKER

6-0 #51 230

CLEMSON

3RD NFL SEASON

3RD SEAHAWKS SEASON

1ST ROUND 1998

1999 GAMES/STARTS: 16/16

CAREER GAMES/STARTS: 27/20

JUNE 20, 1976 (SPARTANBURG, S.C.)

1999: Started all 16 games at middle linebacker, finishing tied for third on the team with 90 tackles. Made first NFL start at middle linebacker versus Detroit (9/12). Registered eight tackles (five solo) at Oakland (10/3). Recorded team-high 11 tackles (10 solo) versus Denver (11/14) and finished second two weeks later with 10 stops versus Tampa Bay (11/28). Led team with career-high 15 tackles versus San Diego (12/12).

PRO: Drafted with the 15th selection on the first round of the 1998 draft. One of the fastest linebackers in the '98 draft. Possesses incredible burst and recovery speed, and the ability to pursue from sideline-to-sideline. Can play inside linebacker, but is best suited to the outside, where he is slated to play in 2000. **1998:** Played 11 games with four starts at OLB. Suffered a knee injury in the preseason, and was inactive for season opener at Philadelphia (9/6), and versus Arizona (9/13). Saw first action of career versus Washington (9/20). Played mostly on special teams, until the fourth quarter when he played outside linebacker. Saw limited action at outside linebacker at Pittsburgh (9/27) and recorded his first career tackle. Saw action on special teams at Kansas City (10/4) and versus Denver (10/11). Saw action at outside linebacker versus Kansas City (11/8) and had five tackles. Made first career start at Oakland (11/15) and recorded 10 tackles. Started for OLB Darrin Smith (ankle). Saw action at OLB when MLB Dean Wells missed parts of the second quarter at Dallas (11/22) and Smith moved inside. Started at OLB versus Tennessee (11/29) and finished with six tackles. Intercepted Vinny Testaverde at the NY Jets (12/6) and returned it 36 yards for a touchdown. Saw limited action on defense versus San Diego (12/13). Started at OLB for Smith (knee) at Denver (12/27) and finished with a season-high 11 tackles.

HONORS: 1998, All-Rookie Team, Pro Football Weekly/College & Pro Football Weekly

COLLEGE: Earned all-America honors all three seasons at Clemson while playing 33 games with 23 starts at weak inside linebacker. Led the team in tackles three times, including a team

Anthony continued his visits to the Children's Hospital in Seattle during the season. He also participated in the annual Seahawks Charity Golf Classic and the Jon Kitna Bowling Tournament.

record 178 as a sophomore in 1996. Ranks third in school history with 486 career tackles. Recorded 19 or more tackles three times for the Tigers. First team All-American by the *Associated Press* and *The Sporting News* in 1997. Led Clemson that year with 158 tackles while adding eight sacks for 57 yards.

PERSONAL: Named Defensive Player of the Year in South Carolina by the *Spartanburg Herald-Journal* and the *Greenville News* as a senior at Spartanburg High. Earned All-American mention as a senior. Two-time all-state selection. Led the team to the state Big 16 title as a senior. Created a group called Life (Leaders in Football and Education) Line, consisting of Clemson football players, that spoke to children throughout South Carolina and the Atlantic Coast Conference (ACC) on the importance of education and staying away from drugs. Extensively involved in youth programs in his hometown of Spartanburg, S.C. Earned a degree in Marketing. Lives in Spartanburg.

SIMMONS' NFL RECORD

Club	G/S	Tackles			Sacks		Interceptions							
		Tkl	So	Ast	QB	Yds	No	Yds	Avg	LG	TD	PD	FF	FR
1998 Seattle	11/4	41	31	10	0.0	0	1	36	36.0	36t	1	2	0	0
1999 Seattle	16/16	90	55	35	0.0	0	0	0	0.0	0	0	3	0	0
NFL TOTALS	27/20	131	86	45	0.0	0	1	36	36.0	36t	1	5	0	0

POSTSEASON

Club	G/S	Tackles			Sacks		Interceptions							
		Tkl	So	Ast	QB	Yds	No	Yds	Avg	LG	TD	PD	FF	FR
1999 Seattle	1/1	3	2	1	0.0	0	0	0	0.0	0	0	0	0	0
NFL TOTALS	1/1	3	2	1	0.0	0	0	0	0.0	0	0	0	0	0

SINGLE GAME HIGHS

Tackles: 15, vs. San Diego 12/12/99

Sacks: None

Interceptions: 1, at NY Jets 12/6/98

Int. for TD: 1, at NY Jets 12/6/98 (36 yards)

Forced Fumbles: None

Fumble Recoveries: None



MICHAEL SINCLAIR

DEFENSIVE END

#70

6-4 275

EASTERN NEW MEXICO

10TH NFL SEASON

10TH SEAHAWKS SEASON

6TH ROUND 1991

1999 GAMES/STARTS: 15/15

CAREER GAMES/STARTS: 111/82

JANUARY 31, 1968 (GALVESTON, TX.)

1999: Started 15 games at left defensive end and recorded 36 tackles and six quarterback sacks. Finished third on team and moved ahead of Jeff Bryant into second place on the Seahawks all-time sack list with 66.5. Also forced two fumbles and had one fumble recovery. Posted three tackles and sack in season opener versus Detroit (9/12) and versus Oakland (10/3). Forced a fumble and had sack versus Buffalo (10/24). Had four tackles and a fumble recovery on ABC's Monday Night Football at Green Bay (11/1). Was inactive versus Denver (11/14) with groin injury, but returned following week at Kansas City (11/21) and recorded four tackles and a sack. Posted 13th career multi-sack game with two sacks in Kingdome's finale versus Kansas City (12/26). Had forced fumble in that game, was 20th of career. Had season-high five tackles at New York Jets (1/2/00). Diagnosed with diabetes before the start of the 1999 season.

PRO: One of the National Football League's most productive outside pass rusher over the last four seasons, he ranks fourth with 47.5 sacks in 65 games. Led the NFL with 16.5 sacks in 1998, finished tied for third in the AFC with a career best 13 sacks in 1996 and ranked second with 12 sacks in 1997. Used

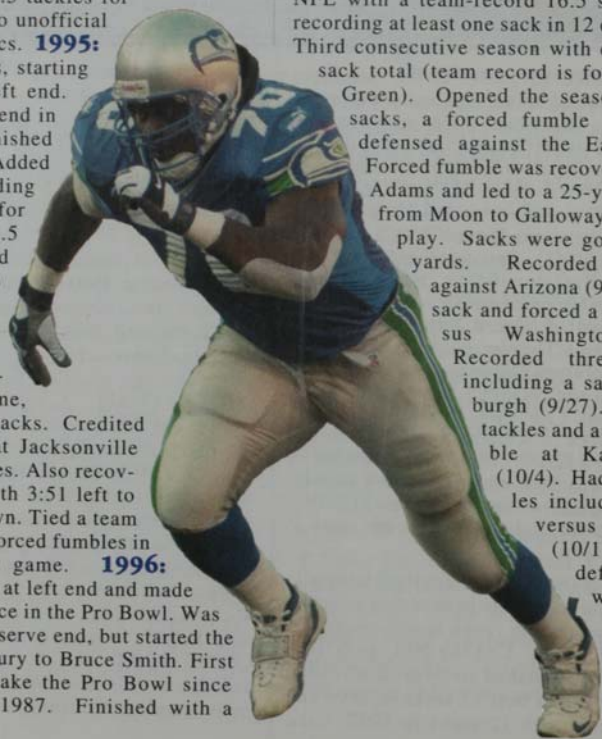
experience gained in the World League in 1992 to make the roster. Took over as the full time starter at left end in 1995. Led team in sacks in 1993 (8.0), 1994 (4.5), 1997 (12.0), and 1998 (16.5) and was second in 1996 (13.0). Has 66.5 career sacks to rank second in team history, behind Jacob Green's (1980-91) 116.0. Ranks second in the record book with 20 forced fumbles. Chosen on the sixth-round in 1991 and alternated his time between the practice and active roster. **1991:** Waived (8/26) and signed to the practice squad two days later. Spent the first 12 games on the practice squad before being activated (11/30). Active for the next two games, but did not play, before missing the last two games on injured reserve with a back injury. **1992:** Missed the first four games on injured reserve after suffering a training camp ankle injury and was activated prior to the first San Diego Chargers game. Made his first career start, at left end, versus the Washington Redskins, and had three tackles. Recorded his first sack versus the Philadelphia Eagles. Finished the season with 10 tackles. **1993:** Played nine games, starting one, in a season that ended after breaking his right thumb at Houston, ironically, the only

game he started. Ranked third in the AFC in sacks with 8.0 at the time of his injury, a total that still led the team. Had 3.0 of his total, along with a forced fumble, versus San Diego. Used exclusively as the left end in nickel situations early in the season, but was

Michael hosts a free camp for kids called Camp Hallelujah each year in Gig Harbor, Washington. He also participated in a PSA for the NFL Welcome Back campaign last season.

seeing more and more during mixed downs prior to his injury. **1994:** Played 12 games, starting two, at left end. Played as a reserve the first two games after suffering a sprained knee at Indianapolis in the preseason. Started games 3 and 4 before moving to a pass rushing role in the nickel. Missed games 8-11 with a groin injury suffered in the first Kansas City game. Led the team for the second straight year in sacks with 4.5. Had two of his total in the second Los Angeles Raiders game. Credited with 12 tackles and 4.5 tackles for loss, according to unofficial press box statistics. **1995:** Played 16 games, starting the last 15 at left end. Also played left end in the nickel. Finished with 46 tackles. Added a team co-leading 10.5 tackles for loss, including 5.5 sacks, two forced fumbles and two fumble recoveries. Had single-game best seven tackles in the second Oakland game, including two sacks. Credited with 1.5 sacks at Jacksonville among five tackles. Also recovered a fumble with 3:51 left to set up a touchdown. Tied a team record with two forced fumbles in the first Denver game. **1996:** Started 16 games at left end and made his first appearance in the Pro Bowl. Was selected as the reserve end, but started the game after an injury to Bruce Smith. First Seattle end to make the Pro Bowl since Jacob Green in 1987. Finished with a

career best 13.0 sacks to rank tied for third in the AFC and tied for fifth in the NFL. Tied a team record with four sacks versus Denver in game two. Followed that with three against Kansas City the next week. Also had three sacks versus Buffalo in game 14. Credited with 47 tackles, and forced a team-high four fumbles. Had a single-game high eight tackles, all solo, versus Denver. Combined with Michael McCrary (13.5 sacks) to be the most productive sack duo in the AFC and second to Carolina's Kevin Greene and Lamar Lathon (28.0 total) in the NFL. **1997:** Voted to the Pro Bowl for the second consecutive year. Started 16 games at right defensive end. Led the team with 12 sacks and ranked second in the AFC behind Bruce Smith's 14. Became the first Seahawks player since Jacob Green in 1985 and '86 to record back-to-back ten plus sack seasons. Registered at least one sack in ten games. Led the team with a career-high five forced fumbles. Recorded two sacks versus Denver (9/7) and also forced a fumble that was returned for a touchdown by Chad Brown. Had a sack and five tackles as the defense established a franchise mark by limiting Indianapolis (9/14) to 118 net yards of offense. **1998:** Voted to the Pro Bowl for the third consecutive year. Started all 16 games at left defensive end. Led the NFL with a team-record 16.5 sacks, while recording at least one sack in 12 of 16 games. Third consecutive season with double-digit sack total (team record is four by Jacob Green). Opened the season with 2.5 sacks, a forced fumble and a pass defended against the Eagles (9/6). Forced fumble was recovered by Sam Adams and led to a 25-yard TD pass from Moon to Galloway on the next play. Sacks were good for 17.5 yards. Recorded 2.5 sacks against Arizona (9/13). Had a sack and forced a fumble versus Washington (9/20). Recorded three tackles, including a sack at Pittsburgh (9/27). Had five tackles and a forced fumble at Kansas City (10/4). Had three tackles including a sack versus Denver (10/11). Led the defensive line with six tackles and recorded a sack at San Diego (10/25).



Recorded five tackles, two sacks and a pass defended in a victory over Kansas City (11/8). Forced a fumble at Oakland (11/15). Recorded a forced fumble and a sack at Dallas (11/22). Recorded 2.0 sacks versus Tennessee (11/29) and also forced a fumble. Had half a sack and a forced fumble at Denver (12/27), to set the team record for sacks in a season, surpassing Jacob Green's 16.0 sacks in 1983.

NFL EUROPE LEAGUE: Loaned to the Sacramento Surge for the 1992 season. Started all 10 regular season games at left end and finished second in the league in sacks with 10 and was a first-team All-League selection. Sacramento won the North American West with an 8-2 record and advanced to World Bowl II in Montreal, Canada, where they defeated the Orlando Thunder, 21-17, to capture the World League championship. Contributed a key forced fumble and recovery to help seal the victory. Was credited with 54 tackles, three forced fumbles and two fumble recoveries in the regular season.

HONORS: 1996, *AFC Pro Bowl squad; Second-team All-AFC (United Press International); Seattle Post-Intelligencer Sports Star of the Year nominee.* 1997, *AFC Pro Bowl squad.* 1998, *Steve Largent Award, Defensive Captain, AFC Pro Bowl Squad, First-Team All-Pro (Associated Press), All-AFC*

Team (Pro Football Weekly/Football News).

COLLEGE: Inducted into Eastern New Mexico's Hall of Fame on November 2, 1996. Four-year letterman and starter. Played his first two seasons as a linebacker before moving to defensive end. First-team All-Lone Star Conference as a junior and senior. Sikes Award winner as a senior as conference Defensive Lineman of the Year. Selected to the All-Lone Star Conference All-Decade of the 1980's Team. Team Captain in 1990. School All-conference second-team pick as a sophomore. Posted 70 tackles, 18 tackles for loss, and 15.5 sacks as a senior. Had 75 tackles and nine-and-a-half sacks in 1989. Posted a career-high 82 tackles as a freshman. Finished his career with 279 tackles, 45 tackles for loss, and 30 sacks. Physical Education major.

PERSONAL: Football, basketball, and track letterman at Charlton-Pollard High School in Beaumont, Texas. Studying to be an ordained preacher at Christ Church in Kirkland. Filmed a PSA promoting the importance of parenthood with teammate Jon Kitna in 1998. Michael and his wife, Betty were married on May 25, 1991 and have two sons, Michael (1/25/91), and Johnnie Glenn (1/23/96), and a daughter, Michaela (1/13/94). Lives in Redmond, Washington.

SINCLAIR'S NFL RECORD

Club	G/S	Tackles			Sacks		Interceptions			LG	TD	PD	FF	FR
		Tkl	So	Ast	QB	Yds	No	Yds	Avg					
1991 Seattle	0/0	0	0	0	0.0	0	0	0	0.0	0	0	0	0	0
1992 Seattle	11/1	10	9	1	8.0	n/a	0	0	0.0	0	0	1	0	0
1993 Seattle	9/1	12	11	1	8.0	n/a	0	0	0.0	0	0	1	1	0
1994 Seattle	12/2	12	10	2	4.5	n/a	0	0	0.0	0	0	0	0	0
1995 Seattle	16/15	46	37	9	5.5	n/a	0	0	0.0	0	0	2	2	2
1996 Seattle	16/16	47	39	8	13.0	n/a	0	0	0.0	0	0	2	4	0
1997 Seattle	16/16	44	34	10	12.0	n/a	0	0	0.0	0	0	3	5	1
1998 Seattle	16/16	50	38	12	16.5	79.5	0	0	0.0	0	0	4	6	0
1999 Seattle	15/15	36	28	8	6.0	40.5	0	0	0.0	0	0	0	2	1
NFL TOTALS	111/82	259	208	51	66.5	n/a	0	0	0.0	0	0	13	20	4

POSTSEASON

Club	G/S	Tackles			Sacks		Interceptions			LG	TD	PD	FF	FR
		Tkl	So	Ast	QB	Yds	No	Yds	Avg					
1999 Seattle	1/1	2	2	0	0.0	0	0	0	0.0	0	0	0	0	0
NFL TOTALS	1/1	2	2	0	0.0	0	0	0	0.0	0	0	0	0	0

SINGLE GAME HIGHS

Tackles: 8, vs. Denver 9/8/96
Sacks: *4, vs. Denver 9/8/96
Interceptions: None

Forced Fumbles: 2, vs. Denver 10/2/95
Fumble Recoveries: 1, Four Times (Last: at Green Bay, 11/1/99)



SHAWN SPRINGS

CORNERBACK

#24

6-0

195

OHIO STATE

4TH NFL SEASON

4TH SEAHAWKS SEASON

1ST ROUND (A) 1997

1999 GAMES/STARTS: 16/16

CAREER GAMES/STARTS: 42/42

MARCH 11, 1975 (WILLIAMSBURG, VA.)

1999: Started all 16 games at left cornerback earning various All-Pro honors while tying team lead with five interceptions. Totaled 73 tackles, on the season, just two off his career mark. Set career high with 63 solo stops. Had 14 passes defended and first career fumble recovery at Chicago (9/19). Totaled four tackles at Pittsburgh (9/26) and first interception of season which he returned 42 yards. Also had two passes defended. Most superb game of the season came on ABC's Monday Night Football at Green Bay (11/1), which he was named the AFC's Defensive Player of the Week. Totaled five tackles (five solo), three passes defended and had second career multi-interception game with two off of Brett Favre. First interception was in the endzone that halted a Packer scoring threat. Also returned a blocked field goal by Lamar King 61 yards for a touchdown, marking his third career touchdown. Led team with nine tackles (eight solo) at Kansas City (11/21) and tied for team lead with 10 (nine solo) at Oakland (12/5). Had interceptions at Denver (12/19) and versus Kansas City (12/26).

PRO: Moved into a tie for ninth on Seahawks all-time list with 13 interceptions (Dwayne Harper) and a tie for second in return touchdowns with four (Joey Gallowsy and Jacob Green). Selected with the third overall pick in the 1997 draft. The first of two first-round picks by the Seahawks (Walter Jones sixth overall). Seattle had acquired the choice from the Atlanta Falcons on March 28, along with a third-round pick for first (11th overall), second,

third, and fourth-round choices. Seattle had acquired the 11th overall pick from the Chicago Bears for quarterback Rick Mirer on February 18, 1997. **1997:** Started ten games at right cornerback. Missed six games with a broken right thumb suffered at Denver (11/2). Finished third on the team with eight tackles in first NFL game against the Jets (8/31). Recorded his first career interception versus Tennessee (10/5). Forced a fumble versus Oakland (10/26). Broke his thumb early at Denver (11/2), but continued to play throughout the game. Returned to start in the season finale victory over San Francisco (12/21). **1998:** Started all 16 games at cornerback. Voted to the AFC Pro Bowl squad. Finished fourth in the AFC with seven interceptions. Scored the Seahawks first touchdown of the season with a 42-yard interception return in a 38-0 victory over the Eagles (9/6).

Recorded three passes defended while the defense limited Philadelphia to just 174 yards of total offense.

Teamed with CB Willie Williams to hold the Eagles' receivers to just four catches on the day. Followed-up that performance with a 56-yard interception return for a touchdown on the second week of the season versus Arizona (9/13). Established a career-high with 13 tackles at San Diego (10/25). Registered his first career multi-interception game versus San Diego (12/13). Scored third touchdown of the season on a 14-yard fumble return versus Indianapolis (12/20). Tied the team record for interception return touchdowns in a season, with John Harris (1981),



enny Easley (1984), Dave Brown (1984) and eith Simpson (1984). Led the team with 21 asses defended.

HONORS: 1998, *AFC Pro Bowl Squad*, 1999, *Sports Illustrated All-Pro Team*, *College Pro Football Newsweekly All-Pro Team*, *Football News All-AFC Team*

COLLEGE: Started all 37 games over his final three seasons after redshirting in 1993. First-team All-Big 10 Conference as a sophomore and junior. All-conference all-academic pick. Big Ten Defensive Player of the Year in 1996 as selected by the conference coaches despite not having an interception. Finished that season with 9 tackles and a team-leading 15 passes defended. Had four passes defended in a 17-16 win over Arizona State in the Rose Bowl. Returned 17 punts for an 11.2 yard average. Sophomore All-America pick in 1995 by *Girdron Report*. Led team with five interceptions and added 52 tackles. Averaged 26.8 yards on 11 kickoff returns, including a 97-yard touchdown versus Boston College in the Kickoff Classic. Freshman All-America in 1994 as chosen by *Football News*. Recorded 61 tackles and one interception. Finished his career with 152 tackles, six interceptions and five tackles for loss. Averaged 25.2 yards on 20 kickoff returns with

one touchdown and 9.5 on 27 punt returns. Majored in Business.

PERSONAL: All-state choice at Springbrook High School in Silver

Springs, MD. Played both cornerback and tailback in football and ran sprints, relays and the long jump. His father, Ron, was a running back at Ohio State from 1976-78, and played in the NFL with the Dallas Cowboys from 1979-84. Shawn Springs was born in Williamsburg, Virginia. Lives in Columbus, Ohio. Has twin boys, Samari and Skyler (9/15/98).

Shawn made visits to the Seahawks Academy and the Children's Hospital last season. He also participated in the United Way Hometown Huddle held at the Food Lifeline in Seattle.

1999 AFC WEST CHAMPIONS

SPRINGS' NFL RECORD

Club	G/S	Tackles			Sacks		Interceptions					PD	FF	FR
		Tkl	So	Ast	QB	Yds	No	Yds	Avg	LG	TD			
1997 Seattle	10/10	38	34	4	0.0	0	1	0	0.0	0	0	6	1	0
1998 Seattle	16/16	75	61	14	0.0	0	7	142	20.2	56	2	21	1	0
1999 Seattle	16/16	73	63	10	0.0	0	5	77	15.2	42	0	15	0	1
NFL TOTALS	42/42	186	158	28	0.0	0	13	219	16.8	56	2	42	2	1

POSTSEASON

Club	G/S	Tackles			Sacks		Interceptions					PD	FF	FR
		Tkl	So	Ast	QB	Yds	No	Yds	Avg	LG	TD			
1999 Seattle	1/1	6	6	0	0.0	0	0	0	0.0	0	0	0	0	0
NFL TOTALS	1/1	6	6	0	0.0	0	0	0	0.0	0	0	0	0	0

SINGLE GAME HIGHS

Tackles: 13, at San Diego, 10/25/98

Sacks: None


Interceptions: 2, Twice, (last vs. Green Bay, 11/1/99)

Longest Return: 56, at Arizona, 9/13/98

Touchdowns: 1, Two Times (Last: vs. Arizona, 9/13/98)

Forced Fumbles: 1, Two times (Last at Kansas City, 10/4/98)

Fumble Recoveries: 1, Twice, (last at Chicago (9/19/99))



MACK STRONG

FULLBACK

#38

6-0

235

GEORGIA

7TH NFL SEASON

7TH SEAHAWKS SEASON

FREE AGENT 1993

1999 GAMES/STARTS: 14/1

CAREER GAMES/STARTS: 84/30

SEPTEMBER 11, 1971 (FORT BENNING, GA.)

1999: Saw action in 14 games starting one. Used primarily on special teams and as a reserve blocking back on offense. Posted second highest career special teams tackle total with 12. Only rushing attempt came at San Diego (10/17) for no yards and only pass reception was versus San Diego (12/12) for 5 yards. Start came versus Denver (11/14).

PRO: Signed with the Seahawks as a free agent in 1993 and has worked into the starting job at fullback, until 1999 when he was used primarily on special teams and reserve in the offensive backfield. Scored the game-winning touchdown against Tampa Bay with 42 seconds left and tied a team record for a running back with two touchdown receptions at Arizona in 1995. Has 61 special teams tackles, including a team-leading 19 in 1995. **1993:** Spent the entire season on the practice squad after signing as a free agent on 4/29. **1994:** Played the last eight games as a reserve fullback and running back. Inactive the first eight games. Made his first appearance on offense against Tampa Bay and scored the game-winning touchdown with 42 seconds remaining in a 22-21 win. Started at running back against the Colts. Scored the eventual game-winning touchdown on a 13-yard run in a 16-14 win at Houston. Finished the season with 114 yards on 27 carries and three receptions. Added 11 special teams tackles. **1995:** Played 16 games, starting two. Scored four touchdowns, three receiving and one rushing. Two of his touchdown receptions came at Arizona, equaling the franchise record for a running back. Started at fullback at Jacksonville and rushed for a score. Led the team with 19 special teams tackles. **1996:** Played 14 games, starting eight. Missed two games with a knee injury. Caught nine passes for 78 yards and rushed five times for 8 yards. Added nine tackles on special teams. **1997:** Played in all 16 games with 11 starts. Did not start five games when the team opened in multiple wide receiver sets. Primarily used as the lead blocker, but did pick up three first downs on only four carries. Scored on a 5-yard touchdown pass versus the San Diego

Chargers (9/21). Caught a 4-yard touchdown pass from at Denver (11/2). **1998:** Starting fullback. Caught two passes for 13 yards, including an 11-yard TD at Philadelphia (9/6). Led the team with 2 special teams tackles and added 14 yards on three carries. Scored in his second consecutive game on a 4-yard pass in a victory over Arizona (9/13). Led the team with two special teams tackles. Guided the way for Ricky Watters' 136 yards rushing. Caught two passes for 11 yards and carried the ball twice for 2 yards versus Denver (1/11). Did not start at San Diego (10/25), when he was dinged on the opening kickoff but returned to play. Did not start versus Oakland (11/1), when the team opened with three WR set. Started versus Indianapolis (12/20), and helped block for Watters' career-high 178-yard rushing. Rushed once for 6 yards and caught one pass for 9 yards at Denver (12/27).

COLLEGE: Four-year letterman and two-year starter. Offensive team captain

as a senior. Rushed for a single-season high 358 yards on 63 carries, a 5.7 yard average, and three scores in 1992. Finished his career with 812 yards on 195 carries, a 4.2 average, and nine scores. Had six touchdowns on 67 carries in 1991. Added 35 career receptions for 400 yards, an 11.4 average, and one score. Sociology major.

PERSONAL: Football, basketball, and track letterman at Brookstone High School in Columbus, Georgia. Rushed for 4,414 yards and 83 touchdowns. Lives in Kirkland, Washington, with his wife Zoe.

Mack continued his support of teammate Todd Peterson's involvement with the Camp Fire Boys & Girls Football Camp at Camp Killoqua last season. He also participated in the celebrity waiter dinner.

STRONG'S NFL RECORD

Club	G/S	Rushing				Receiving						
		Att	Yds	Avg	LG	TD	No	Yds	Avg	LG	TD	
1993	Seattle	Practice Squad										
1994	Seattle	8/1	27	114	4.2	14	1	3	3	1.0	5	0
1995	Seattle	16/2	8	23	2.9	9	1	12	117	9.8	25	3
1996	Seattle	14/8	5	8	1.6	4	0	9	78	8.7	20	0
1997	Seattle	16/11	4	8	2.0	6	0	13	91	7.0	20	2
1998	Seattle	16/7	15	47	3.1	9	0	8	48	6.0	11t	2
1999	Seattle	14/1	1	0	0.0	0	0	1	5	5.0	5	0
NFL TOTALS		84/30	60	200	3.3	14	2	46	342	7.4	25	7

POSTSEASON

Club	G/S	Rushing				Receiving						
		Att	Yds	Avg	LG	TD	No	Yds	Avg	LG	TD	
1999	Seattle	1/0	0	0	0.0	0	0	0	0	0.0	0	0
NFL TOTALS		1/0	0	0	0.0	0	0	0	0	0.0	0	0


SINGLE GAME HIGHS

Rushes: 10, at Houston (12/11/94)
Yards: 44, at Houston (12/11/94)
Longest: 14, vs. Indianapolis (12/4/94)
TD: 1, Two Times (Last at Jacksonville, 11/12/95)

Receptions: 4, at Arizona (10/29/95)
Yards: 42, at Arizona (10/29/95)
Longest: 25, vs. Cincinnati (9/17/95)
TD: 2, at Arizona (10/29/95)

ADDITIONAL STATISTICS

Special Teams Tackles: 1994 (Seattle) - 11; 1995 (Seattle) - 19; 1996 (Seattle) - 9; 1997 (Seattle) - 10; 1998 (Seattle) - 10; 1999 (Seattle) - 12 **Career** - 71.



REGINALD SWINTON

WIDE RECEIVER

#18

6-0 172

MURRAY STATE

1ST NFL SEASON

1ST SEAHAWKS SEASON

FREE AGENT

1999 GAMES/STARTS: 0/0

CAREER GAMES/STARTS: 0/0

JULY 24, 1975 (LITTLE ROCK, AR.)

1999: Signed as a free agent on February 25, 2000.

PRO: Originally entered the league as a rookie free agent with the Jaguars in April of 1998. Caught two passes during the pre-season for 15 yards with a long of 8 yards. **CFL:** Signed with the Winnipeg Blue Bombers on 7/13/99 and was released on 8/2/99. Resigned on 8/9/99 and was released on 8/16/99. Ranked 10th in the CFL in kickoffs returns with a 25.8 average and one TD. Signed with the Edmonton Eskimos on 9/13/99 and was released on 10/12/99. **1998:** Signed with the Jacksonville Jaguars as a rookie free agent on 4/23/98 and was released on the final cut on 8/25/98.

COLLEGE: One of the most prolific receivers in school history. Set school records for most career receptions (133), career receiving yards (2,346) and

single-season receiving yards (1,042). Ranks second on school's all-time touchdown list with 25. Started at flanker and caught 35 passes for 642 yards and seven touchdowns as a senior. Was selected to the Ohio Valley All-Conference team. Named first-team All-Conference and second-team Division I-AA All American after setting a school record with 1,042 receiving as a junior. Became the only receiver in school history to surpass 1,000 yards in a season.

PERSONAL: Stand out athlete at Central high School in Little Rock, Arkansas. Named All-State in football, baseball, basketball and track. Named school's Athlete of the Year as a senior. Both his father and uncle were drafted by Major League Baseball Teams. Full name is Reginald Terrell Swinton. Nickname is "Snacks". Lives in Little Rock with his wife (Kendra).



ROBBIE TOBECK

CENTER/GUARD

#61

6-4 298

WASHINGTON STATE

7TH NFL SEASON

1ST SEAHAWKS SEASON

UFA (ATLANTA, 2000)

1999 GAMES/STARTS: 15/15

CAREER GAMES/STARTS: 84/78

MARCH 6, 1970 (TARPON SPRINGS, FL.)

1999: Started 15 games at center for the Atlanta Falcons. Was inactive for game versus Arizona (12/26) with an injured quadriceps muscle.

PRO: Signed with the Seahawks March 20, 2000. Had surgery in 2000 offseason to repair a torn tendon in his left knee he suffered in an offseason workout. Is not expected back until the end of

Robbie has plans to be involved with incentive programs geared towards helping kids read and write better for national test scores and improved grades.


October 2000. Originally signed by Atlanta as a free agent on May 7, 1993. Was waived by Atlanta following training camp on August 30, 1993, and

signed to the practice squad a day later. Signed to the Atlanta active roster from the practice squad on January 1, 1994. Started five season for Atlanta making the switch to from guard to center in 1998. Blocked for four 1,000-yard rushers in Atlanta. **1993:** Spent the first 15 weeks on Falcons practice squad and signed to active roster prior to the season finale versus Phoenix (1/2), but was inactive. **1994:** Played in five games in first season on the active roster seeing action at guard, center, and tight end in short-yardage situations. **1995:** Took over as starting left guard in training camp. Made mark as a first-year starter by occupying left guard position for every snap of all 16 games. Only Falcons lineman to play every offensive snap. Helped Craig Heyward gain a personal-best 1,083 rushing yards and Jeff George set career-highs for passing yards and completions. **1996:** Started all 16 games for second straight season at left guard. Helped the Fal-

cons total over 300 yards in offense in 11 games, including 100 yards rushing in eight games. Pass blocking helped the Falcons collect 250 or more passing yards in seven contests. Was key blocker in Jamal Anderson's 1,055-yard rushing season. Had a 1-yard touchdown reception versus Pittsburgh (10/27) after lining up as a tight end. Also caught a 14-yard pass versus New Orleans (11/17). **1997:** Played in all 16 games starting 15. Did not start season opener at Detroit due to a fractured left thumb in team's first preseason game. Helped Falcons place sixth in average time of possession. Blocked for Chris Chandler who compiled the NFL's second-best quarterback rating while completing 59.1 percent of his passes. Paved the way for Jamal Anderson's 1,052 yards, including two 150-yard plus games. **1998:** Switched to center during training camp and started 16 games their, including three postseason games. Helped lead team to Super Bowl XXXIII versus Denver (1/31/99) Played instrumental role in Jamal Anderson's NFL-leading 1,846 yards rushing. **COLLEGE:** Started all 12 games at center for a 9-3 Cougar football team as a senior. Moved to center from guard prior to final season and earned second-team All-PAC 10 honors. Recipient of the Frank Butler Award by his teammates. Also earned first-team All-Academic PAC 10 honors. Played two seasons at Kilgore Junior College in Texas where he played defensive end. **PERSONAL:** Lettered in both football and basketball at New Port Richie High School in Tarpon Springs Fl. Played running back and was the leading tackler from his linebacker position. A versatile athlete, he was a presence in the middle for the basketball team averaging an eye-catching 21 rebounds 21 points a game for an undefeated 20-0 team which was ranked second in the state of Florida. Robbie and his wife, Beth, reside in Issaquah and have four children--McKenzie, Mason, Mia and Madden.

TOBECK'S NFL RECORD

Career Games Played/Started: 1994 (Atlanta) 5/0; 1995 (Atlanta) 16/16; 1996 (Atlanta) 16/16; 1997 (Atlanta) 16/15; 1998 (Atlanta) 16/16; 1999 (Atlanta) 15/15; Career 84/78, Postseason 4/4.



REGGIE TONGUE

SAFETY

#25

6-0

206

OREGON STATE

5TH NFL SEASON

1ST SEAHAWKS SEASON

UNRESTRICTED FREE AGENT (KC) 2000

1999 GAMES/STARTS: 16/16

CAREER GAMES/STARTS: 63/47

FEBRUARY 16, 1975 (BALTIMORE, MD.)

1999: Started all 16 games at strong safety for the Chiefs. Ranked fifth on the team with 94 tackles (70 solo), while collecting 2.0 sacks (38 yards), eight passes defended, one interception and a team-high four forced fumbles. Also saw action on special teams ranking fourth with 20 tackles (17 on kickoff coverage and three on punt coverage). Took a Donnie Edwards lateral following an interception and returned it 46 yards for his first career score at Baltimore (10/21). Also recorded seven tackles in that game (three solo) one pass defended and team-high three special teams tackles. Scored his second touchdown in as many weeks versus San Diego (10/31) when he sacked Erik Kramer forcing him to fumble which he picked up and returned 7 yards for a score. Collected a team-high nine tackles (eight solo) with one sack at Indianapolis (11/7). Set career highs with three forced fumbles and two recoveries at Tampa Bay (11/14). Posted seven tackles (five solo) one interception and a team high three special teams tackles versus Pittsburgh (12/18).

PRO: Signed with the Seahawks as an unrestricted free agent from Kansas City February 22, 2000. Originally, a second-round pick by the Chiefs in 1996, became the full-time starter at strong safety in 1997. Played first four seasons with Kansas City and has played in 63 with 47 starts. Has recorded 370 tackles in three seasons as a starter for the Chiefs. **1996:** Played in all 16 games for the Chiefs and earned the club's prestigious Mack Lee Hill Award given to the Chiefs top first-year player. Saw action primarily on special teams and finished the year third with 17 special teams tackles. Saw action in four games on defense and recorded 10 tackles (eight solo). Had career-best six stops versus Pittsburgh (10/7) on Monday Night Football. Worked as a nickle safety versus Seattle (10/17) and recorded two tackles. Registered a season-high three special teams stops at Detroit (11/28).

1997: Started all 16 games and strong safety and led the team with 142 tackles (91 solo), posting double digit tackles on six occasions. Added 2.5 sacks, one interception, two forced fumbles and nine passes defended. Had 11 tackles (nine solo) in first NFL start in the season-

opener at Denver (8/31). Intercepted first career pass versus Buffalo (9/14). Posted 11 tackles and a pass defended at Carolina (9/14). Had team-high 13 tackles (eight solo) at Miami (10/15) and recorded career-high 16 tackles (nine solo) at St. Louis (10/26). Had team-best 12 takedowns at Jacksonville (11/9) and had 10 stops versus Denver (11/16). One of biggest plays of season

came versus Seattle (11/23) on a fourth-and-goal from the 10-yard line with 1:21 remaining when he sacked Warren Moon forcing a fumble preserving a 19-14 win. Recorded career-best four special teams tackles at San Diego (12/14). Rounded out season with 10 tackles versus New Orleans (12/21). Started in club's playoff game versus Denver (1/4/98) and tallied four tackles and a fumble recovery. **1998:** Started 15 games and ranked second on team with 134 tackles, including a career-high 100 solo stops. Produced nine tackles at Jacksonville (9/13) including one sack. Listed as inactive with a hamstring injury at Philadelphia (9/27). Tied a career-high with a team-best 16 tackles (10 solo) at New England (10/11) and snagged 13 tackles versus Pittsburgh (10/26). Led team with 14 tackles versus New York Jets (11/1), in addition to one forced fumble and pass defended. Recorded nine tackles and a sack versus Arizona (11/29) and notched 10 tackles at the New York Giants (12/20).

COLLEGE: Started 40 of 44 career games at Oregon State, 29 games at safety and 11 at cornerback. Tallied 362 total tackles (205 solo), nine interceptions with four touchdowns, 19 passes defended, three fumble recoveries with

Reggie is looking forward to participating with charities that help families in need during the holiday seasons.

one touchdown and a forced fumble. Four interceptions for touchdowns tied a Pac 10 mark and were one shy of the NCAA record. Captained the Beavers as a senior and earned first team All-Pac 10 accolades. Finished second on club with 124 tackles (75 solo). Ranked third on team with 102 tackles as a junior and recorded five interception, three of which he returned for a touchdown tying the NCAA and Pac 10 single-season mark for scores on interception returns. Was an honorable mention All-America choice and first team All-Pac 10 selection by *Football News*. Had one of his best games in career versus Wyoming, when he posted 11 tackles and three interceptions, two of which he returned for touchdowns tying conference and NCAA marks. Posted 82 tackles (48 solo), three fumble recov-

eries and one forced fumble as a sophomore. Had three interceptions, including a 29-yard touchdown return and also had a 75-yard score on a fumble runback. Played in all 11 games as a freshman in 1991, starting seven contests at left cornerback. Finished year with 54 tackles (28 solo) and one interception. Majored in speech communication.

PERSONAL: A native of the Pacific Northwest, he was the 1990 state Class 4A Player of the year and Gatorade Circle of Champions Alaska Player of the Year as a senior at Lathrop High School in Fairbanks. Totaled 11 interceptions as a senior defensive back and had 187 carries for 952 yards and 16 touchdowns as a running back. Was nicknamed "Iglu" in college. Lives in Kirkland.

TONGUE'S NFL RECORD

Club	G/S	Tackles			Sacks		Interceptions					PD	FF	FR	
		Tkl	So	Ast	QB	Yds	No Yds	Avg	LG	TD					
1996 Kansas City	16/0	10	8	2	0.0	0	0	0	0.0	0	0	0	0	0	0
1997 Kansas City	16/16	142	91	51	2.5	27.5	1	0	0.0	0	0	9	2	0	
1998 Kansas City	15/15	134	100	34	2.0	14.0	0	0	0.0	0	0	5	1	1	
1999 Kansas City	16/16	94	70	24	2.0	38.0	1	27	27.0	27	2	8	4	3	
NFL TOTALS	63/47	380	269	111	6.5	79.5	2	27	27.0	27	2	22	7	4	

POSTSEASON

Club	G/S	Tackles			Sacks		Interceptions					PD	FF	FR
		Tkl	So	Ast	QB	Yds	No Yds	Avg	LG	TD				
1997 Kansas City	1/1	4	3	1	0.0	0.0	0	0	0.0	0	0	0	0	1
NFL TOTALS	1/1	4	3	1	0.0	0.0	0	0	0.0	0	0	0	0	1

SINGLE GAME HIGHS

Tackles: 16, Twice (last at New England 10/11/98)
Sacks: 1.0, Four times (last versus Arizona 11/29/98)
Interceptions: 1, Twice (last versus Pittsburgh 12/18/99)
Longest Return: 27, versus Pittsburgh 12/18/99

Touchdowns: 1, Twice (both fumble returns) last versus San Diego 10/31/99
Forced Fumbles: 3, at Tampa Bay 11/14/99
Fumble Recoveries: 2, at Tampa Bay 11/4/99



FRED VINSON

CORNERBACK

#21

5-11 180

VANDERBILT

2ND NFL SEASON

1ST SEAHAWKS SEASON

TRADE (GREEN BAY) 2000

1999 GAMES/STARTS: 16/1

CAREER GAMES/STARTS: 16/1

APRIL 2, 1977 (AIKEN, S.C.)

1999: Played in 16 games with one start as a rookie for the Green Bay Packers totaling 20 tackles, one sack and two interceptions (at San Diego 10/24 and Chicago 11/21).

PRO: Suffered season-ending knee injury during a June 2000 mini-camp. Acquired by the Seahawks in a trade on April 14, 2000, along with the 185th choice (6th round) in the 2000 draft from the Green Bay Packers for running back Ahman Green and the

151st pick (5th round). Selected in the second round of the 1999 draft (47th overall) by the Green Bay Packers with a choice obtained from the Seahawks as compensation for Mike Holmgren (the Packers had utilized their own second-round pick in the 1998 supplemental draft). Touted as one of the best cover men to come out of the collegiate ranks in 1999.

COLLEGE: Was a two year starter and four-time letter winner (1995-98) at Vanderbilt. Played in 39

games with 29 starts for the Commodores. Finished his career with 162 tackles (127 solo), including four or loss, four interceptions, four fumble recoveries and 22 passes defended. Started six games as a senior, sitting out the other five due to injury. Finished the season with 32 tackles (28 solo), three interceptions, two passes defended and one fumble recovery. Posted a career-high two interceptions in season opener at Mississippi State, including a return of 38 yards of one interception. Earned a B. S. degree in engineering science and math.

PERSONAL: Was an all-area and all-conference selection at defensive back as a senior at North Augusta (S.C.) High School. A four-year letterman that helped his team to a 11-2 record as a senior with

99 tackles, two interceptions and six passes defended. Senior season also included a school recorded nine blocked kicks. Participated in South Carolina's North-South All Star game. Was a four-time letter in track and participated in the 100 and 200-meter dashes and the long jump, which earned him MVP honors as a senior while competing in all three events at state meet. Finished fourth nationally in AAU Junior Olympic long jump with a leap of 23'9". Earned a letter in basketball as a sophomore, playing both guard positions. Competed in the Junior Olympics in Provo, Utah as a 10-year-old, finishing 2/100ths of a second shy of being the fastest youth in the nation. Born Fred Vinson, Jr., in Aiken, S.C. Lives in Nashville, Tennessee.

VINSON'S NFL RECORD

Club	G/S	Tackles			Sacks		Interceptions								
		Tkl	So	Ast	QB	Yds	No	Yds	Avg	LG	TD	PD	FF	FR	
1999 Green Bay	16/1	20	15	5	1.0	0	2	21	10.5	0	0	0	0	0	0
NFL TOTALS	16/1	20	15	5	1.0	0	2	21	10.5	0	0	0	0	0	0

SINGLE GAME HIGHS

Tackles: 4, Chicago 11/7/99

Sacks: None

Interceptions: 1, Twice (last versus Detroit 11/21/99)

Longest Return:

Touchdowns: 0

Forced Fumbles: 0

Fumble Recoveries: 0



RICKY WATTERS

RUNNING BACK

#32

6-1

217

NOTRE DAME

10TH NFL SEASON

3RD SEAHAWKS SEASON

UNRESTRICTED FREE AGENT (PHIL.) 1998

1999 GAMES/STARTS: 16/16

CAREER GAMES/STARTS: 123/122

APRIL 7, 1969 (HARRISBURG, PA.)

1999: Started 16 games during second season in the Seahawks backfield as one of the club's inspirational leaders. Carried 79.6 percent of the Seahawks rushing load with 325 carries for 1,210 yards and five touchdowns. Was also team's third leading receiver with 40 receptions for 387 yards and two touchdowns. Had four 100-plus yard rushing games leading team in rushing all 16 games. Led team with 99 yards rushing on 23 carries at Chicago (9/19). Just missed 100-yard game the following week at Pittsburgh (9/26) with 98 yards. Led team in rushing and receiving at Oakland (10/3) with 71 yards on 24 carries and 55 receiving yards on five catches. Rushed a season-high 31 times for 125 yards at Green Bay (11/1) on Monday Night Football, including a season-long scamper of 45 yards. Highest output of season came versus Cincinnati (11/7) with 133 yards on 27 rushes, with one touchdwn. Had big game in Seahawks first

victory over the Chiefs (11/21) at Arrowhead Stadium since 1990 when he ran 24 times for 107 yards and two touchdowns. Also had four receptions for 67 yards and a touchdown. Rushed 16 times for 115 yards (7.2 avg.) and a touchdown at Denver (12/19). Suffered knee injury versus Kansas City (12/26), but still started in season finale at NY Jets (1/2/00), to extend starting streak to 97 straight; a current NFL-high.

PRO: Five-time Pro Bowl running back who signed with the Seahawks as a free agent on March 4, 1998, following three seasons in Philadelphia (1995-97) and four in San Francisco (1991-94) (one on injured reserve). Has now started 97 consecutive regular season games, the longest current streak for a running back in the NFL. Only player in NFL history to rush for 1,000 yards with three different franchises (San Francisco- 1992, Philadelphia- 1995-97, Seattle-

and missed the rest of the season on injured reserve. **1992:** Finished his first NFL season with 1,013 yards rushing and 1,418 total yards from scrimmage to earn a trip to the Pro Bowl. Led the 49ers with nine rushing touchdowns. In his first game, he rushed for 100

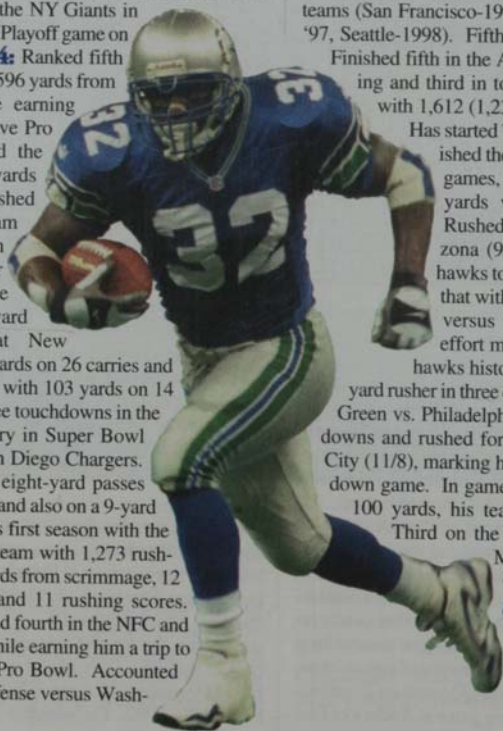
Ricky purchased football uniforms for the Rainier Beach Sports Program in Seattle last season. He also held his Millennium Christmas Bash to raise funds for needy children.

yards on 13 carries to help lead the team to a 31-14 victory over the NY Giants (9/6). Rushed for a season-high 163 yards at the L.A. Rams (11/22). Missed Games 13-14 with a shoulder injury. Returned to top the 100-yard mark in total offense in both playoff games, versus Washington on January 9, and versus Dallas on January 17. **1993:** Tied a 49ers team record with ten rushing touchdowns, despite missing three games with a late-season knee injury. Participated in his second consecutive Pro Bowl, after leading the team with 950 yards rushing. Recorded three 100-yard rushing games. Established an NFL postseason record with five rushing scores while gaining 118 yards on 24 carries, in a 44-3 victory over the NY Giants in an NFC Divisional Playoff game on January 15. **1994:** Ranked fifth in the NFL with 1,596 yards from scrimmage, while earning his third consecutive Pro Bowl berth. Led the 49ers with 877 yards rushing and finished second on the team with a career-high 66 receptions for 719 yards. Twice topped the 100-yard rushing mark, at New Orleans with 105 yards on 26 carries and versus Tampa Bay with 103 yards on 14 rushes. Scored three touchdowns in the 49ers, 49-26 victory in Super Bowl XXIX over the San Diego Chargers. Scored on 51 and eight-yard passes from Steve Young and also on a 9-yard run. **1995:** In his first season with the Eagles, he led the team with 1,273 rushing yards, 1,707 yards from scrimmage, 12 total touchdowns and 11 rushing scores. Rushing total ranked fourth in the NFC and sixth in the NFL while earning him a trip to his fourth straight Pro Bowl. Accounted for 229 yards of offense versus Wash-

ington (10/8), which included a career-high 11 receptions. Scored two touchdowns in four consecutive games, from November 12 to December 3. Registered four 100-yard games including 112 yards on a career-high 33 carries versus Dallas (12/10). **1996:** Earned his fifth consecutive Pro Bowl berth while also being named All-NFL by *Sports Illustrated* and second-team All-NFL by *College and Pro Football Newsweekly*. Paced the NFL with 1,855 yards from scrimmage, while his 1,411 yards rushing ranked second in the NFC and fourth in the NFL. Also led the league with 353 carries. Established career-highs in carries (353), yards rushing (1,411), and rushing touchdowns (13). Combined for 210 yards (153 rushing/57 receiving) versus Detroit (9/15), including a 52-yard run on the game's first play. Topped 100 yards in five-of-seven games in one stretch during the season, from September 15 to November 17. The Eagles finished 6-0 in games in which he rushed for 100 yards. **1997:** Started all 16 games for the Philadelphia Eagles finishing fourth in the NFC with 1,110 yards rushing and 1,550 total yards from scrimmage. Third consecutive season over the 1,000-yard plateau. Led the Eagles in touchdowns with seven, all rushing scores. Twice topped the 100-yard mark. Rushed for 106 yards on 20 carries at Dallas (9/15), and 104 yards in a 24-10 victory over the Redskins (10/5). **1998:** Started 16 games at running back. Topped the 1,000-yard mark after the 14th game of the season, becoming the first player in NFL history to record 1,000-yard seasons with three different teams (San Francisco-1992, Philadelphia-1995, '96, '97, Seattle-1998). Fifth career, 1,000-yard season. Finished fifth in the AFC with 1,239 yards rushing and third in total yards from scrimmage with 1,612 (1,239 rushing, 373 receiving).

Has started 79 consecutive games. Finished the season with four 100-yard games, including a career-high 178 yards versus the Colts (12/20). Rushed for 105 yards versus Arizona (9/13) to help lead the Seahawks to a 33-14 victory. Followed that with a 136-yard rushing output versus Washington (9/20). That effort marked the first time in Seahawks history the team boasted a 100-yard rusher in three consecutive games (Ahman Green vs. Philadelphia 9/6). Scored two touchdowns and rushed for 105 yards versus Kansas City (11/8), marking his 14th career multi-touchdown game. In games which he has rushed for 100 yards, his team's have a 23-2 record. Third on the team with 52 receptions. Made 100th career start at Oakland (11/15).

COLLEGE: Finished his career with 1,814 yards rushing on 325 carries with 21 touchdowns. Helped guide the Irish to



the 1988 national championship, when he was converted to flanker for the season. Caught a team high 15 passes for 286 yards and two scores. His 97-yard punt return for a touchdown versus Southern Methodist in 1989 is the longest in school history. Tied on the school list (Tim Brown and Nick Rassas) with three career punt return touchdowns.

PERSONAL: Two-time all-state running back at Bishop McDevitt High in Harrisburg, Pa. Also let-

tered in basketball and track. Extremely active in the community, he was named the American Cancer Society's 1994 Humanitarian of the Year. Donated \$1,000 for each touchdown in 1995 to Camp Okizu, a summer camp for children suffering from cancer, located in the Bay Area. Earned a B.A. degree in design. Ricky and his wife, Catherina, live in San Francisco, California.

WATTERS' NFL RECORD

Club	G/S	Rushing				Receiving					
		Att	Yds	Avg	LG	TD	No	Yds	Avg	LG	TD
1991 San Francisco		Injured Reserve									
1992 San Francisco	14/13	206	1,013	4.9	43	9	43	405	9.4	35	2
1993 San Francisco	13/13	208	950	4.6	39	10	31	326	10.5	48t	1
1994 San Francisco	16/16	239	877	3.7	23	6	66	719	10.9	65t	5
1995 Philadelphia	16/16	337	1,273	3.8	57	11	62	434	7.0	24	1
1996 Philadelphia	16/16	353	1,411	4.0	56t	13	51	444	8.7	36	0
1997 Philadelphia	16/16	285	1,110	3.9	28	7	48	440	9.2	37	0
1998 Seattle	16/16	319	1,239	3.9	39t	9	52	373	7.2	24	0
1999 Seattle	16/16	325	1,210	3.7	45	5	40	387	9.7	25	2
NFL TOTALS	123/122	2,272	9,083	4.0	57	70	393	3,528	9.0	65t	11

POSTSEASON

Club	G/S	Rushing				Receiving					
		Att	Yds	Avg	LG	TD	No	Yds	Avg	LG	TD
1992 San Francisco	2/2	29	152	5.2	21	0	8	88	11.0	17	0
1993 San Francisco	2/2	36	155	4.3	20	6	12	79	6.6	13	0
1994 San Francisco	3/3	40	174	4.4	15	1	7	108	15.4	51t	3
1995 Philadelphia	2/2	31	88	2.8	12	1	7	109	15.6	45t	1
1996 Philadelphia	1/1	20	57	2.9	12	0	5	45	9.0	14	0
1999 Seattle	1/1	19	40	2.1	8	0	2	22	11.0	14	0
PLAYOFF TOTALS	11/11	175	666	3.8	21	8	41	451	11.0	51t	4

SINGLE GAME HIGHS

Rushing

Most Attempts: 33, vs. Dallas 12/10/95
Most Yards: 178, vs. Indianapolis 12/20/98
Longest Run: 57, vs. NY Giants 11/19/95
Most Touchdowns: 3, Two Times (Last: vs. Cin 12/5/93)
Longest Touchdown: 56, at Atlanta 9/22/96

Receiving

Most Receptions: 11, vs. Washington 10/8/95
Most Yards: 106, vs. Denver 12/17/94
Longest Reception: 65t, vs. Denver 12/17/94
Most Touchdowns: 2, Two Times (Last: vs. Den 12/17/94)
Longest Touchdown: 65t, vs. Denver 12/17/94

ADDITIONAL STATISTICS

100-Yard Games: 30, Last Time at Denver 12/19/99

“WHEN RICKY WATTERS RUSHES FOR AT LEAST 100 YARDS, HIS TEAMS ARE 27-3.”

WATTERS' 100-YARD RUSHING GAMES

Date	Opponent	Att	Yds	Avg	LG	TD
12/20/98	Indianapolis	32	178	5.6	38	1
10/20/96	Miami	25	173	6.9	49	1
11/22/92	at LA Rams	26	163	6.3	15	2
09/15/96	Detroit	27	153	5.7	52	1
10/08/95	Washington	25	139	5.6	24	0
09/20/98	Washington	24	136	5.7	33	1
09/26/93	at New Orleans	25	135	5.4	17	0
11/07/99	Cincinnati	27	133	4.9	19	1
11/01/99	at Green Bay	31	125	4.0	45	0
11/26/95	at Washington	25	124	5.0	25	2
10/15/95	at NY Giants	30	122	4.1	14	1
09/22/96	at Atlanta	26	121	4.7	56t	2
01/15/94	* NY Giants	24	118	4.9	20	5
11/03/96	at Dallas	24	116	4.8	17	1
11/22/93	New Orleans	16	116	7.3	33	0
12/19/99	at Denver	16	115	7.2	26	1
11/15/92	New Orleans	21	115	5.5	20	0
12/10/95	Dallas	33	112	3.4	15	1
09/19/93	Atlanta	19	112	5.9	25	1
10/13/96	at NY Giants	27	110	4.1	11	0
11/21/99	at Kansas City	24	107	4.5	45	2
09/15/97	at Dallas	20	106	5.3	20	0
09/13/98	at Arizona	22	105	4.8	17	0
11/08/98	Kansas City	24	105	4.4	13	1
11/28/94	at New Orleans	26	105	4.0	19	0
10/05/97	Washington	31	104	3.4	13	2
12/01/96	NY Giants	29	104	3.6	11	0
10/11/92	at New England	19	104	5.5	30	1
10/23/94	Tampa Bay	14	103	7.4	23	2
09/06/92	at NY Giants	13	100	7.7	19	0

* Postseason

By Year: 1992 (San Francisco) - 4; 1993 (San Francisco) - 3; 1994 (San Francisco) - 3; 1995 (Philadelphia) - 4; 1996 (Philadelphia) - 6; 1997 (Philadelphia) - 2; 1998 (Seattle) - 4; 1999 (Seattle)-5; Career - 30; Postseason - 1.

WATTERS GAME-BY-GAME

1992	Opponent	Rushing					Receiving					Total	W/L
		Att	Yds	Avg	LG	TD	Rec	Yds	Avg	LG	TD		
09/06	at New York Giants	13	100	7.7	19	0	5	50	10.0	14	0	150	W
09/13	Buffalo	16	83	5.2	20	0	4	22	5.5	14	0	105	L
09/20	at New York Jets	17	55	3.2	13	1	1	4	4.0	4	0	59	W
09/27	at New Orleans	18	76	4.2	12	0	7	52	7.4	22	0	128	W
10/04	Los Angeles Rams	20	83	4.2	13	1	2	26	13.0	24	0	109	W
10/11	at New England	19	104	5.5	30	1	8	84	10.5	29	1	188	W
10/18	Atlanta	15	75	5.0	17	3	3	57	19.0	35	0	132	W
11/01	at Phoenix	7	36	5.1	17	1	3	48	16.0	20	0	84	L
11/09	at Atlanta	19	75	3.9	43	0	3	25	8.3	21t	1	100	W
11/15	New Orleans	21	115	5.5	20	0	3	11	3.7	7	0	126	W
11/22	at Los Angeles Rams	26	163	6.3	15	2	3	16	5.3	9	0	179	W
11/29	Philadelphia	5	20	4.0	9	0	0	0	0.0	0	0	20	W
12/06	Miami	Did Not Play (Shoulder)											
12/13	at Minnesota	Did Not Play (Shoulder)											
12/19	Tampa Bay	7	13	1.9	8	0	0	0	0.0	0	0	13	W
12/28	Detroit	3	15	5.0	9	0	1	10	10.0	10	0	25	W
01/09	*Washington	18	83	4.6	21	0	2	19	9.5	13	0	102	W
01/17	*Dallas	11	69	6.3	16	0	6	69	11.5	17	0	138	L
Regular Season Totals (14/13)		206	1,013	4.9	43	9	43	405	9.4	35	2	1,418	12-2

1993	Opponent	-----Rushing-----					-----Receiving-----					Total	W/L
		Att	Yds	Avg	LG	TD	Rec	Yds	Avg	LG	TD		
09/05	at Pittsburgh	14	46	3.3	10	0	1	4	4.0	4	0	50	W
09/13	at Cleveland	13	83	6.4	14	0	4	47	11.8	18	0	130	L
09/19	Atlanta	19	112	5.9	25	1	0	0	0.0	0	0	112	W
09/26	at New Orleans	25	135	5.4	17	0	2	8	4.0	5	0	143	L
10/03	Minnesota	9	8	0.9	3	1	1	28	28.0	28	0	36	W
10/17	at Dallas	8	32	4.0	9	0	2	31	15.5	16	0	63	L
10/24	Phoenix	20	95	4.8	39	1	2	17	8.5	10	0	112	W
10/31	Los Angeles Rams	19	56	2.9	9	1	5	35	7.0	17	0	91	W
11/14	at Tampa Bay	19	88	4.6	21	1	5	35	7.0	11	0	123	W
11/22	New Orleans	16	116	7.3	33	0	0	0	0.0	0	0	116	W
11/28	at Los Angeles Rams	18	47	2.6	7	1	5	82	16.4	48	1	129	W
12/05	Cincinnati	17	78	4.6	11	3	2	26	13.0	16	0	104	W
12/11	at Atlanta	Inactive (Knee)											
12/19	at Detroit	Inactive (Knee)											
12/25	Houston	Inactive (Knee)											
01/03	Philadelphia	11	54	4.9	12	1	2	13	6.5	9	0	67	L
01/15	*New York Giants	24	118	4.9	20	5	5	46	9.2	13	0	164	W
01/23	*at Dallas	12	37	3.1	8	1	7	33	4.7	9	0	70	L
Regular Season Totals (13/13)		208	950	4.6	39	10	31	326	10.5	48	1	1,276	9-4

1994	Opponent	-----Rushing-----					-----Receiving-----					Total	W/L
		Att	Yds	Avg	LG	TD	Rec	Yds	Avg	LG	TD		
09/05	Los Angeles Raiders	18	37	2.1	13	1	5	55	11.0	23	0	92	W
09/11	at Kansas City	14	59	4.2	13	0	6	64	10.7	21	0	123	L
09/18	at Los Angeles Rams	18	56	3.1	9	0	3	18	6.0	12	0	74	W
09/25	New Orleans	15	49	3.3	14	0	8	54	6.8	13	0	103	W
10/02	Philadelphia	7	22	3.1	12	0	1	14	14.0	14	0	36	L
10/09	at Detroit	16	42	2.6	7	1	2	13	6.5	9	0	55	W
10/16	at Atlanta	10	53	5.3	19	0	5	33	6.6	10	2	86	W
10/23	Tampa Bay	14	103	7.4	23	2	4	64	16.0	46	0	167	W
11/06	at Washington	11	46	4.2	22	0	6	66	11.0	38	0	84	W
11/13	Dallas	17	65	3.8	11	0	4	32	8.0	17	0	97	W
11/20	Los Angeles Rams	20	81	4.1	15	0	5	74	14.8	35	0	155	W
11/28	at New Orleans	26	105	4.0	19	0	2	37	18.5	29	0	142	W
12/04	Atlanta	16	53	3.3	17	0	6	73	12.2	38	1	126	W
12/11	San Diego	17	53	3.1	10	1	2	12	6.0	8	0	65	W
12/17	Denver	13	40	3.1	12	1	4	106	26.5	65	2	146	W
12/26	at Minnesota	7	13	1.9	9	0	3	4	1.3	4	0	17	L
01/07	*Chicago	11	55	5.0	15	0	3	18	6.0	11	0	73	W
01/15	*Dallas	14	72	5.1	15	0	1	29	29.0	29	1	101	W
01/29	*San Diego	15	47	3.1	13	1	3	61	20.3	51	2	108	W
Regular Season Totals (16/16)		239	877	3.7	23	6	66	719	10.9	65	5	1,596	13-3

1995	Opponent	-----Rushing-----					-----Receiving-----					Total	W/L
		Att	Yds	Avg	LG	TD	Rec	Yds	Avg	LG	TD		
09/03	Tampa Bay	17	37	2.2	9	0	5	34	6.8	16	0	71	L
09/09	at Arizona	22	94	4.3	28	0	3	34	11.3	16	0	128	W
09/17	San Diego	19	76	4.0	18	0	6	19	3.2	7	1	95	L
09/24	at Oakland	15	75	5.0	17	0	4	33	8.3	24	0	108	L
10/01	at New Orleans	26	79	3.0	16	0	3	37	12.3	23	0	116	W
10/08	Washington	25	139	5.6	24	0	11	90	8.2	17	0	229	W
10/15	at New York Giants	30	122	4.1	14	1	0	0	0.0	0	0	122	W
10/29	St. Louis	13	38	2.9	26	0	2	17	8.5	11	0	55	W
11/06	at Dallas	18	80	4.4	13	1	0	0	0.0	0	0	80	L
11/12	Denver	18	57	3.2	11	2	4	26	6.5	18	0	83	W
11/19	New York Giants	20	84	4.2	57	2	5	43	8.6	21	0	127	W
11/26	at Washington	25	124	5.0	25	2	4	14	3.5	6	0	138	W
12/03	at Seattle	21	69	3.3	12	2	5	21	4.2	11	0	90	L
12/10	Dallas	33	112	3.4	15	1	6	36	6.0	12	0	148	W
12/17	Phoenix	23	74	3.2	36	0	1	18	18.0	18	0	92	W
1995	Opponent	Att	Yds	Avg	LG	TD	Rec	Yds	Avg	LG	TD	Total	W/L
12/24	at Chicago	12	13	1.1	9	0	3	12	4.0	9	0	25	L
12/30	*Detroit	18	49	2.7	12	1	3	64	21.3	45	1	113	W
01/07	*at Dallas	13	39	3.0	9	0	4	45	11.3	18	0	84	L
Regular Season Totals (16/16)		337	1,373	3.8	57	11	62	434	7.0	24	1	1,707	10-6

1996	Opponent	-----Rushing-----					-----Receiving-----					Total	W/L
		Att	Yds	Avg	LG	TD	Rec	Yds	Avg	LG	TD		
09/01	at Washington	18	86	4.8	11	0	1	3	3.0	3	0	89	W
09/09	at Green Bay	10	38	3.8	16	1	1	1	1.0	1	0	39	L
09/15	Detroit	27	153	5.7	52	1	5	57	11.4	24	0	210	W
09/22	at Atlanta	26	121	4.7	56t	2	3	27	9.0	15	0	148	W
09/30	Dallas	21	68	3.2	8	1	4	26	6.5	9	0	94	L
10/13	at New York Giants	27	110	4.1	11	0	2	8	4.0	5	0	118	W
10/20	Miami	25	173	6.9	49	1	3	23	7.7	11	0	196	W
10/27	Carolina	21	33	1.6	4	1	2	9	4.5	7	0	42	W
11/03	at Dallas	24	116	4.8	17	1	1	3	3.0	3	0	119	W
11/10	Buffalo	19	51	2.7	7	0	5	47	9.4	13	0	98	L
11/17	Washington	26	87	3.3	14	2	6	78	13.0	28	0	165	L
11/24	Arizona	25	64	2.6	9	2	3	36	12.0	17	0	100	L
12/01	New York Giants	29	104	3.6	11	0	6	77	12.8	36	0	181	W
12/05	at Indianapolis	7	33	4.7	14	0	3	22	7.3	8	0	55	L
12/14	at New York Jets	17	75	4.4	23	0	3	13	4.3	8	0	88	W
12/22	Arizona	31	99	3.2	23	1	2	14	7.0	10	0	113	W
12/29	*at San Francisco	20	57	2.9	12	0	5	45	9.0	14	0	102	L
Regular Season Totals (16/16)		353	1,411	4.0	56t	13	51	444	8.7	36	0	1,855	10-6

1997	Opponent	-----Rushing-----					-----Receiving-----					Total	W/L
		Att	Yds	Avg	LG	TD	Rec	Yds	Avg	LG	TD		
08/31	at New York Giants	18	81	4.5	11	0	1	3	3.0	3	0	89	L
09/07	Green Bay	23	81	3.5	14	0	3	0	0.0	2	0	81	W
09/15	at Dallas	20	106	5.3	20	0	5	14	2.8	9	0	120	L
09/28	at Minnesota	13	61	4.7	23	0	5	27	5.4	9	0	88	L
10/05	Washington	31	104	3.4	13	2	2	36	18.0	20	0	140	W
10/12	at Jacksonville	15	44	2.9	14	0	4	69	17.3	37	0	113	L
10/19	Arizona	24	83	3.5	11	1	3	39	13.0	18	0	122	W
10/26	Dallas	20	88	4.4	14	0	1	4	4.0	4	0	92	W
11/02	at Arizona	21	73	3.5	13	0	4	31	7.8	17	0	104	L
11/10	San Francisco	14	42	3.0	8	0	2	22	11.0	15	0	64	L
11/16	at Baltimore	11	37	3.4	10	0	4	33	8.3	14	0	70	T
11/23	Pittsburgh	20	48	2.4	28	0	2	50	25.0	36	0	84	W
11/30	Cincinnati	20	98	4.9	16t	1	2	7	3.5	4	0	105	W
12/07	New York Giants	12	39	3.3	12	1	3	15	5.0	13	0	52	L
12/14	at Atlanta	15	95	6.3	27	1	4	35	8.8	17	0	130	L
12/21	at Washington	8	30	3.8	12	0	0	0	0.0	0	0	30	L
Regular Season Totals (16/16)		285	1,110	3.9	28	7	48	440	9.2	37	0	1,550	6-9-1

1998	Opponent	-----Rushing-----					-----Receiving-----					Total	W/L
		Att	Yds	Avg	LG	TD	Rec	Yds	Avg	LG	TD		
09/6	at Philadelphia	16	67	4.2	16	0	1	2	2.0	2	0	69	W
09/13	Arizona	22	105	4.8	17	0	2	11	5.5	11	0	116	W
09/20	Washington	24	136	5.7	33	1	6	45	7.5	11	0	181	W
09/27	at Pittsburgh	17	47	2.8	12	0	3	5	1.7	6	0	52	L
10/04	at Kansas City	22	59	2.7	13	0	2	-6	-3.0	1	0	53	L
10/11	Denver	20	76	3.8	14	0	3	18	6.0	9	0	94	L
10/25	at San Diego	18	32	1.8	12	1	5	56	11.2	18	0	88	W
11/1	Oakland	18	54	3.0	13	1	9	68	7.6	24	0	122	L
11/08	Kansas City	24	105	4.4	13	2	2	13	6.5	11	0	118	W
11/15	at Oakland	27	85	3.1	30	0	2	13	6.5	8	0	98	L
11/22	at Dallas	16	66	4.1	13	0	1	6	6.0	6	0	72	L
11/29	Tennessee	14	63	4.5	14	0	7	63	9.0	14	0	126	W
12/6	at New York Jets	18	84	4.7	39t	1	2	6	6.0	6	0	90	L
12/13	San Diego	21	69	3.3	13	1	1	6	6.0	6	0	75	W
12/20	Indianapolis	32	178	5.6	38	1	3	38	12.7	22	0	216	W
12/27	at Denver	10	13	1.3	6	1	4	29	7.3	11	0	42	L
Regular Season Totals (16/16)		319	1,239	3.9	39t	9	52	373	7.2	24	0	1,612	8-8-0


1999	Opponent	Rushing					Receiving					Total	W/L
		Att	Yds	Avg	LG	TD	Rec	Yds	Avg	LG	TD		
09/12	Detroit	13	21	1.6	9	0	4	29	7.3	14	0	50	L
09/19	at Chicago	23	99	4.3	16	0	3	34	11.3	24	0	133	W
09/26	at Pittsburgh	29	98	3.4	18	0	2	12	6.0	10	0	110	W
10/03	Oakland	24	71	3.0	10	0	5	55	11.0	24	0	126	W
10/17	at San Diego	21	54	2.6	7	0	2	12	6.0	9	0	66	L
10/24	Buffalo	22	75	3.4	19	0	1	1	1.0	1	0	76	W
11/1	at Green Bay	31	125	4.0	45	0	1	21	21.0	21	0	146	W
11/7	Cincinnati	27	133	4.9	19	1	1	8	8.0	8	1	141	W
11/14	Denver	17	29	2.1	11	0	1	6	6.0	6	0	35	W
11/21	at Kansas City	24	107	4.5	45	2	4	67	16.8	25	1	174	W
11/28	Tampa Bay	17	64	3.8	11	0	2	7	3.5	7	0	71	L
12/5	at Oakland	14	51	3.6	11	1	5	53	10.6	14	0	104	L
12/12	San Diego	20	75	3.8	20	0	2	17	8.5	12	0	92	L
12/19	at Denver (OT)	16	115	7.2	26	1	3	20	6.7	11	0	135	L
12/26	Kansas City	18	63	3.5	25	0	2	21	10.5	15	0	84	W
1/2/00	at New York Jets	9	30	3.3	8	0	2	24	12.0	15	0	54	L
Regular Season Totals (16/16)		325	1,210	3.7	45	5	40	387	9.7	25	2	1,597	9-7-0

Bold italics indicates single-game highs

WATTERS VS. THE NFL

	G	Rushing					Receiving					Record			
		Att	Yds	Avg	LG	TD	100	Rec	Yds	Avg	LG	TD	W	L	T
Arizona	9	195	723	3.7	39	6	1	23	248	11.3	20	0	6	3	0
Atlanta	7	120	584	4.9	56t	7	2	24	250	10.4	38	4	6	1	0
Baltimore	1	11	37	3.4	10	0	0	4	33	8.3	14	0	0	0	1
Buffalo	3	57	209	3.7	20	0	0	10	70	7.0	13	0	1	2	0
Carolina	1	21	33	1.6	4	1	0	2	9	4.5	7	0	1	0	0
Chicago	*3	46	167	3.6	16	0	0	9	64	7.1	24	0	2	1	0
Cincinnati	3	64	309	4.8	19	5	1	5	41	8.2	16	0	3	0	0
Cleveland	1	13	83	6.4	14	0	0	4	47	11.8	18	0	0	1	0
Dallas	*13	227	950	4.2	20	5	3	42	328	7.8	29t	1	5	8	0
Denver	6	94	330	3.5	26	5	1	19	205	10.8	65t	2	3	3	0
Detroit	5	77	280	3.6	52	3	1	16	173	10.8	45t	1	4	0	0
Green Bay	3	64	244	3.8	45	1	1	5	22	4.4	21	0	2	1	0
Indianapolis	2	39	211	5.4	38	1	1	6	60	10.0	22	0	1	1	0
Jacksonville	1	15	44	2.9	14	0	0	4	69	17.3	37	0	0	1	0
Kansas City	5	102	393	3.8	45	4	2	16	159	9.9	25	1	3	2	0
Oakland	6	116	373	3.2	30	3	0	30	277	9.2	24	0	2	4	0
Miami	*2	44	213	4.8	49	1	1	5	45	9.0	14	0	1	1	0
Minnesota	3	29	82	2.8	23	1	0	9	59	6.6	28	0	1	2	0
New England	1	19	104	5.5	30	1	1	8	84	10.5	29	1	1	0	0
New Orleans	7	147	675	4.6	33	0	4	25	199	8.0	29	0	6	1	0
N.Y. Giants	*8	173	758	4.4	57	10	5	30	297	9.9	36	0	6	2	0
N.Y. Jets	4	61	244	4.0	39t	2	0	7	47	6.7	15	0	2	2	0
Philadelphia	4	39	163	4.2	16	1	0	4	29	7.3	14	0	2	2	0
Pittsburgh	4	80	239	2.9	28	0	0	8	71	8.9	36	0	3	1	0
St. Louis	7	134	524	3.9	26	5	1	25	268	10.7	48t	1	7	0	0
San Diego	*7	131	406	3.1	20	4	0	21	183	8.7	51t	3	4	3	0
San Francisco	*2	34	99	2.9	12	0	0	7	67	9.6	15	0	0	2	0
Seattle	1	21	69	3.3	12	2	0	5	21	4.2	11	0	0	1	0
Tampa Bay	5	74	326	4.4	23	3	1	17	140	8.2	46	0	3	2	0
Tennessee	1	14	63	4.5	14	0	0	7	63	9.0	14	0	1	0	0
Washington	*9	186	835	4.5	33	7	4	38	351	9.2	38	0	7	2	0
TOTALS	134	2,448	9,749	4.0	57	78	31	434	3,979	9.2	65t	15	83	50	1
Regular Season	123	2,272	9,083	4.0	57	70	30	393	3,528	9.0	65t	11	77	46	1
Postseason	11	175	666	3.8	21	8	1	41	451	11.0	51t	4	6	5	0

*Includes Postseason games



FLOYD WEDDERBURN

TACKLE/GUARD

#69

6-5 333

PENN STATE

2ND NFL SEASON

2ND SEAHAWKS SEASON

5TH ROUND (A) 1999

1999 GAMES/STARTS: 0/0

CAREER GAMES/STARTS: 0/0

MAY 5, 1976 (UPPER DARBY, PA.)

1999: Did not see any action, but was active for five games.

PRO: Selected as the first of two fifth round picks (140th overall) in the 1999 draft. A massive drive blocker with impressive quickness who has the speed to pull and get out in front on screens. Has worked this past offseason at both tackle and guard.

COLLEGE: The only Nittany Lions' offensive lineman to play in every game as a senior. Selected All-America third-team and All-Big Ten Conference first-team by the *Sports Network*. Recipient of the Richard Maginnis Memorial Award, given to

the team's top offensive lineman. Moved from defensive tackle to offensive tackle following his sophomore season.

PERSONAL: *USA Today* and *Super Prep* All-American, Gatorade Circle of Champions Pennsylvania Player of the Year, *Associated Press* All-State selection and winner of the Maxwell Award, given to the state's top player, while at Upper Darby (Pa.) High. Also lettered in basketball, averaging over 20 points for his career. An accomplished cook, the Jamaican native relocated to Quebec, Canada, before moving to Philadelphia. Lives in Kirkland.



TODD WEINER

GUARD/TACKLE

#74

6-4 300

KANSAS STATE

3RD NFL SEASON

3RD SEAHAWKS SEASON

2ND ROUND 1998

1999 GAMES/STARTS: 10/1

CAREER GAMES/STARTS: 15/1

SEPTEMBER 16, 1975 (BRISTOL, PA.)

1999: Made first career start in season opener versus Detroit (9/12), but left the game in the second quarter with an ankle injury. Was inactive the next six games. Returned versus Green Bay (11/1) but did not play. Saw first action since injury versus

Cincinnati (11/7).

Majority of remaining season came on special teams. Replaced Walter Jones for one play in fourth quarter versus Kansas City (12/26).

PRO: Second-round draft choice, 47th overall, in the 1998

draft. Has the agility and size to play both guard and tackle. **1998:** Reserve offensive lineman, who can play both guard and tackle. Saw first career action at Dallas (11/22) on special teams. Saw action on special teams versus Tennessee (11/29). Saw action at left guard for parts for two series at New York Jets (12/6) when Pete Kendall moved to center and Chris Gray left the game with a knee injury. Played on special teams versus Indianapolis (12/20). Inactive for 11 games.

COLLEGE: Two-year starter at left tackle where he earned second-team All-America by *The Sporting News* in 1997. Consensus all-Big 12 selection after guiding a ground attack that averaged 220.3 yards per game as a senior. Became a starter before his junior year. Played on the second unit in 1995 as a sophomore and the third team as a freshmen. Redshirted in 1993.

PERSONAL: Two-time all-county selection and team MVP as a senior at Taravella High in Coral Springs, Florida. Played tight end and guard on


Todd participated with the annual Practice with the Pros youth football clinic with several teammates and B.C. Lions players in Vancouver, B.C. last Summer.

offense and both tackle and end on defense. Majored in Social Science. Lives in Coral Springs,

Florida, with his wife, Sunny.

WEINER'S NFL RECORD

Career Games Played/Started: 1998 (Seattle) 5/0; 1999 (Seattle) 10/1 Career 15/1; Postseason 1/0.



WILLIE WILLIAMS

CORNERBACK

#27

5-9 180

WESTERN CAROLINA

8TH NFL SEASON

4TH SEAHAWKS SEASON

UNRESTRICTED FREE AGENT (PITT.) 1997

1999 GAMES/STARTS: 14/14

CAREER GAMES/STARTS: 107/74

DECEMBER 26, 1970 (COLUMBIA S.C.)

1999: Played in 14 games with 14 starts. Was inactive versus Tampa Bay (11/28) with injury (concussion) and did not play (foot) versus San Diego (12/12). Registered 72 tackles (65 solo) and tied for the team lead with five interceptions, one which he returned 40 yards for a touchdown in season opener versus Detroit (9/12). Part of defense that led NFL with 30 interceptions, third highest total in the decade. Led team with 16 passes defended including three versus Detroit. Totaled five tackles (four solo), a pass defended and interception at Pittsburgh (9/26). Also picked off passes at San Diego (10/17) and at Green Bay (11/1). Led team in tackles at Denver (12/19) with nine (eight solo). Also had an interception and three passes defended. Started at cornerback in playoff loss to Miami (1/9/00) and tallied six solo tackles and two passes defended.

PRO: Played his first four seasons with Pittsburgh after being drafted on the sixth round in 1993. Played 63 games with 30 starts and was credited with 167 tackles and had eight interceptions, three forced fumbles and two fumble recoveries for Pittsburgh. Led the AFC in interceptions in 1995 with seven. **1993:** Played 16 regular season and one postseason game as a reserve, despite breaking his wrist in game four. Credited with nine tackles on defense and six on special teams, including a forced fumble. **1994:** Played 16 games and both postseason contests. Made first career start at Pittsburgh as an extra defensive back. Led team with 19 special teams tackles, including 12 solo stops. Had five special teams tackles at San Diego (12/24). **1995:** Started 15 of 16 games, playing but not starting at Houston (9/10) in game two. Led the AFC and was third in the NFL with seven interceptions. Started the season as the starting right cornerback, did not start at Houston, then started 11 of 14 games at left cornerback. Started the other three games on the right side, versus Jacksonville

(10/29), at Cincinnati (11/19), and versus Houston (12/3). Picked off two passes versus San Diego (10/1) and returned one 63 yards for a touchdown. Also picked off two at Oakland (12/10) and had an interception and fumble recovery versus Cleveland (11/13) on consecutive series.

Named AFC Defensive Player of the Month after recording 27 tackles, and three interceptions. Posted a career high 77 tackles, a total that led all defensive backs and finished third overall. Single-game best nine at Oakland (12/10). Started all three postseason games at left cornerback, including Super Bowl XXX. Led the secondary with 15 tackles, including a touchdown-saving stop in the AFC Championship Game. Had five tackles versus Dallas in the Super Bowl. **1996:** Played 15 games, starting 14, at right cornerback. Did not play at Jacksonville (9/1) because of a shoulder injury. Totaled 76 tackles, one off his 1995 single-season best and one interception. Had his first career sack, a forced fumble and four passes defended versus Houston (9/29). Started both postseason games and was credited with six tackles. **1997:** Started all 16 games at cornerback after signing as an unrestricted free agent from Pittsburgh on February 18. Recorded a career-high 12 tackles, including 11 solo, to help pace a 26-22 win over San Diego (9/21). Forced fumbles at Denver (11/2) and Oakland (12/14). Picked off his only pass of the sea-

Willie sponsors
two families each
year at the Seattle
Emergency Hous-
ing, a transitional
home for homeless
families in Seattle.

1999 AFC WEST CHAMPIONS

son versus San Francisco (12/21). **1998:** Started 14 games at right cornerback. Helped limit the Eagles (9/6) to just 63 yards passing in season opening victory over Philadelphia. Along with CB Shawn Springs, held the Eagles' receivers to just four catches. Tied for second on the team with five tackles. Scored the second touchdown of his career, by returning an interception 28 yards for a score versus Arizona (9/13). The score was part of an NFL record 13 return touchdowns by the Seahawks in 1998. Recorded seven tackles and a pass defended versus Washington (9/20). Had six solo tackles and two passes defended at Pittsburgh (9/27). Recorded four passes defended and finished tied for second with eight tackles versus Denver. Intercepted a pass versus Oakland (11/1). Inactive with a hamstring injury at Dallas (11/22), and with a foot injury versus San Diego (12/13).

HONORS: 1995, AFC Defensive Player of the Month for December.

COLLEGE: Three-year starter at Western Car-

olina. First-team All-Southern Conference choice as a senior after recording 62 tackles and one interception. Two time second-team pick. Had single-season bests of 87 tackles as a junior and three interceptions as a sophomore. Finished his career with 217 tackles, 41 passes defended, six interceptions, six tackles for loss, and a sack. Tackle totals set a school record for a defensive back. Passes defended were also a record. Majored in Sports Management.

PERSONAL: Member of the state championship team as a senior at Spring Valley High School in Columbia, South Carolina. Intercepted eight passes and averaged 30.0 on kickoff returns as a senior. Also played wide receiver and lettered in track. Owns a real estate company in Columbia, The Canaan Group. Willie and his wife, Melissa, have a son, Dominique (8/6/95). Melissa has a degree in office administration from South Carolina. They live in Columbia, South Carolina. Nicknamed Mighty Mouse.

W. WILLIAMS' NFL RECORD

Club	G/S	Tackles			Sacks		Interceptions			LG	TD	PD	FF	FR
		Tkl	So	Ast	QB	Yds	No	Yds	Avg					
1993 Pittsburgh	16/0	9	7	2	0.0	0	0	0	0.0	0	0	1	0	0
1994 Pittsburgh	16/1	5	5	0	0.0	0	0	0	0.0	0	0	2	0	0
1995 Pittsburgh	16/15	77	69	8	0.0	0	*7	122	17.4	63t	1	17	1	1
1996 Pittsburgh	15/14	76	66	10	1.0	n/a	1	1	1.0	1	0	19	2	1
1997 Seattle	16/16	67	58	9	0.0	0	1	0	0.0	0	0	5	2	0
1998 Seattle	14/14	66	53	13	0.0	0	2	36	18.0	28t	1	15	0	1
1999 Seattle	14/14	72	65	7	0.0	0	5	43	8.6	40t	1	16	0	0
NFL TOTALS	107/74	372	323	49	1.0	n/a	16	202	12.6	63t	3	75	5	3

*AFC Leader

POSTSEASON

Club	G/S	Tackles			Sacks		Interceptions			LG	TD	PD	FF	FR
		Tkl	So	Ast	QB	Yds	No	Yds	Avg					
1993 Pittsburgh	1/0	2	2	0	0.0	0	0	0	0.0	0	0	0	0	0
1994 Pittsburgh	2/0	0	0	0	0.0	0	0	0	0.0	0	0	0	0	0
1995 Pittsburgh	3/3	15	11	4	0.0	0	0	0	0.0	0	0	4	0	0
1996 Pittsburgh	2/2	6	6	0	0.0	0	1	0	0.0	0	0	1	0	0
1999 Seattle	1/1	6	6	0	0.0	0	0	0	0.0	0	0	2	0	0
NFL TOTALS	8/5	29	25	4	0.0	0	1	0	0.0	0	0	7	0	0

SINGLE GAME HIGHS

Tackles: 12, vs. San Diego 9/21/97

Sacks: 1.0, vs. Houston 9/29/96

Interceptions: 2, 2 Times (Last: at Oakland 12/10/95)

Longest Return: 63t, vs. San Diego 10/1/95

Forced Fumbles: 1, 5 Times (Last: at Oakland, 12/14/97)

Fumble Recoveries: 1, 3 Times (Last: vs. Kansas City, 11/8/98)

ADDITIONAL STATISTICS

Special Teams Tackles: 1993 (Pittsburgh) - 6; 1994 (Pittsburgh) - 19; 1995 (Pittsburgh) - 2; 1996 (Pittsburgh) - 0; 1997 (Seattle) - 0; 1998 (Seattle) - 5; 1999 (Seattle) - 6; **Career - 38.**

Postseason Special Teams Tackles: 1993 (Pittsburgh) - 0; 1994 (Pittsburgh) - 1 (1 solo); 1995 (Pittsburgh) - 0; 1996 (Pittsburgh) - 0; **Career - 1 (1/0).**

2000 DRAFT CHOICES

<u>RD</u>	<u>#</u>	<u>OVER ALL</u>	<u>POS</u>	<u>PLAYER</u>	<u>COLLEGE</u>
1	19	19		RB	SHAUN ALEXANDER

ALABAMA

(from Dallas for WR Joey Galloway, 2/12/00)

1	22	22	T	CHRIS MCINTOSH	WISCONSIN
2	21	52	CB	IKE CHARLTON	VIRGINIA TECH
3	18	80	WR	DARRELL JACKSON	FLORIDA
				(from Dallas for WR James McKnight, 6/24/99)	
3	24	86			
				(to San Francisco for picks #119 and #154)	
4	22	116	LB	MARCUS BELL	ARIZONA
4	25	119	LB	ISALIAH KACYVENSKI	HARVARD
				(from San Francisco with #154 for #86)	
5	22	151			
				(to Green Bay with RB Ahman Green for CB Fred Vinson and pick #185)	
5	25	154			
				(to Denver for picks #175 & #231)	
				(from San Francisco with pick #119 for pick #86)	
6	9	175	WR	JAMES WILLIAMS	MARSHALL
				(from Denver with #231 for #154)	
6	19	185	DT	TIM WATSON	ROWAN
				(from Green Bay with CB Fred Vinson for RB Ahman Green and pick #151)	
6	24	190	DT	JOHN HILLIARD	MISSISSIPPI ST.
7	25	231			
				(to Oakland for a 2001 sixth-round pick)	
				(from Denver with pick #175 for pick #154)	
7	23	229			
				(to Green Bay for WR Derrick Mayes, 8/30/99)	



SHAUN ALEXANDER

RUNNING BACK

#37

5-11

218

ALABAMA

ROOKIE NFL SEASON

1ST SEAHAWKS SEASON

FIRST-ROUND (A) 2000

AUGUST 30, 1977(FLORENCE, KY.)

PRO: Drafted with the 19th pick in the first-round of the 2000 NFL draft.

Shaun graduated with a degree in Marketing in May, 1999. He is currently pursuing his second undergraduate degree in Advertising. Academic All-SEC as a senior.

Alexander became the third running back to be taken in the first-round by the Seahawks, following Curt Warner in 1983 and John L.

Williams in 1986. The 35th running back drafted by the Seahawks.


COLLEGE: Alabama's all-time rushing leader, with 3,565 yards (4.9 avg) in four seasons. Broke Bobby Humphrey's school mark of 3,420 yards established from 1985-88.

Also set school records with 727 rushing attempts, 15 100-yard games, 41 rushing touchdowns and 50 total touchdowns. Overall, he leaves the Crimson Tide holding 15 school records and three Southeastern Conference marks.

SENIOR: First-team all-SEC pick after rushing for 1,383 yards on 302 attempts and 19 touchdowns. Averaged 125.73 yards per game. SEC Offensive Player of the Year as voted on by the

coaches and was a finalist for the Doak Walker Award. Had two kickoff returns for 90 yards, including a touchdown. His 19 touchdowns established a conference record. Reached 1,000 yards on the ground in the seventh game, the fastest of any 'Bama player. Finished college career with 161 yards on 25 carries with three touchdowns versus Michigan in the Orange Bowl. **JUNIOR:** All-SEC selection after rushing for 1,178 yards on 258 carries with 13 touchdowns. Averaged 107.09 yards in 11 games. Picked up 206 yards on 20 rushing attempts and three scores versus Vanderbilt. **SOPHOMORE:** Played in nine games as a reserve running back. Rushed for 415 yards on 90 carries (4.6) and three touchdowns. **FRESHMAN:** Played in 11 games and gained 589 yards on 77 carries (7.6) and six touchdowns.

PERSONAL: Gatorade Circle of Champions Kentucky Player of the Year, Parade and USA Today All-American at Boone County (Ky.) High. Ranks fifth on the prep national career-record list with 110 touchdowns and ninth with 6,657 yards. Rushed for 3,166 yards and 54 TDs as a prep senior. Earned a degree in Marketing in 1999 and is pursuing a second undergraduate degree in Advertising. Academic All-SEC as a senior. Brother, Duran, played drums in the University of Notre Dame marching band. Born August 30, 1977 in Florence, Kentucky.





CHRIS MCINTOSH

TACKLE

#75

6-6

315

WISCONSIN

ROOKIE NFL SEASON

1ST SEAHAWKS SEASON

FIRST-ROUND (B) 2000

FEBRUARY 20, 1977 (PEWAUKEE, WISC.)

PRO: Drafted with the 22nd pick in the first-round of the 2000 NFL draft. McIntosh becomes the sixth offensive

line man taken by the Seahawks in the first round, following Steve August (1977), Andy Heck (1989), R a y

Roberts (1992), Pete Kendall (1996) and Walter Jones (1997). The second time in team history the Seahawks selected two players in the first round, joining Shawn Springs (third overall) and Walter Jones (sixth overall) in 1997.

COLLEGE: Consensus All-American as a senior at Wisconsin, blocking for Heisman Trophy winner Ron Dayne. Four-year starter at left tackle and two-year captain for the Badgers.


SENIOR: Consensus All-American and All-


Big Ten selection. Team co-captain. Helped guide offense to 5,006 yards, the third highest single-season output in school history. Versus Ohio State, helped pave the way for 296 rushing yards. The offense rushed for 461 yards versus Indiana. Provided blocking for Dayne's 226 yards in the Rose Bowl versus Stanford. **JUNIOR:** Second-team All-Big Ten selection. Became the third junior under head coach Barry Alvarez to serve as a co-captain. Earned Player of the Game honors in the Rose Bowl versus UCLA. **SOPHOMORE:** Honorable mention All-Big Ten starting every game at left tackle. Helped guide the team to 346.2-yards per game. **FRESHMAN:** Only non-senior to start on the offensive line. Academic All-Big Ten. Helped guide the Badgers to 386.5 yards per game. Redshirted in 1995.

PERSONAL: Top 100 prospect by Prep Football Report at Pewaukee (Wisc.) High. Two-year captain. Also lettered in wrestling and track. State heavyweight

wrestling champion as a prep senior. Earned All-Conference honors as a sophomore in football, wrestling and track. Earned academic All-Big

Ten as a freshman. Born on February 20, 1977 in Pewaukee, Wisconsin.





IKE CHARLTON

CORNERBACK

#23

5-11 205

VIRGINIA TECH

ROOKIE NFL SEASON

1ST SEAHAWKS SEASON

2ND-ROUND 2000

OCTOBER 6, 1977 (ORLANDO, FLA.)

PRO: Selected by the Seahawks in the second round, 52nd overall, of the 2000 NFL Draft.

Honored in the Virginia Tech weight room with the Iron Hokie Award four times for his 370 pound bench press and 42 inch vertical jump.

C O L - L E G E :

Two-year starter at cornerback for the Hokies.

JUNIOR: Earned

first-team All-American mention after starting every game at cornerback. Finished the season with 51 tackles one interception and three fumble recoveries.

SOPHOMORE: Started all year at cornerback, recording 48 tackles and five interceptions.


FRESHMAN: Saw action in every game in the defensive backfield collecting 36 tackles and two intercep-


tions. Also returned 18 kickoffs for a 20.7-yard average. Also, caught two passes for 15 yards and rushed once for 16 yards. Redshirted as a freshman.

PERSONAL: Four-year letterman as a defensive back, wide receiver and quarterback at Dr. Phillips High in Orlando, Florida. Earned all-county honors as a defensive back as a sophomore and junior. Moved to quarterback for his senior season and earned all-district and all-Central Florida honors. Finished his career with more than 1,500 yard rushing,

1,000 yards passing and 30 touchdowns. Also, collected 80 tackles and six interceptions.

Ran track at Virginia Tech in the winter of 1996-97 and finished fifth in the 55-meter dash and seventh in the 200 meters at the Atlantic 10 Conference Championship. Housing, Interior Design and Resource Management major at Virginia Tech. Born on October 6, 1977 in Orlando, Florida.





DARRELL JACKSON

WIDE RECEIVER

#82

6-0

197

FLORIDA

ROOKIE NFL SEASON

1ST SEAHAWKS SEASON

THIRD-ROUND (A) 2000

DECEMBER 6, 1978 (DAYTON, OHIO)

PRO: Selected by the Seahawks in the third-round, 80th overall, of the 2000 NFL Draft. The seventh player taken by the Seahawks from the University of

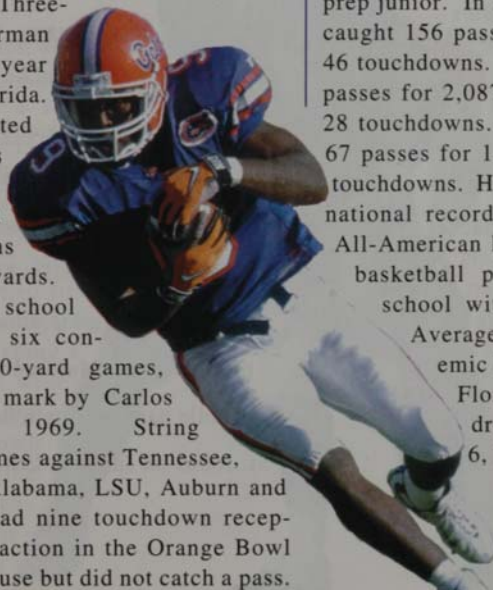
Volunteered at the Tampa AIDS Network and was also on the SEC Academic honor roll at Florida.

Florida and the highest selection from that school since the team selected FB John L. Williams in the first-round of

the 1986 draft.

COLLEGE: Three-year letterman and one-year starter at Florida.

JUNIOR: Started 11 games leading the Gators with 69 receptions for 1,156 yards. Tied a school record with six consecutive 100-yard games, equaling the mark by Carlos Alvarez in 1969. String included games against Tennessee, Kentucky, Alabama, LSU, Auburn and Georgia. Had nine touchdown receptions. Saw action in the Orange Bowl versus Syracuse but did not catch a pass.



SOPHOMORE: Played in every game with one start and finished with 26 catches for 292 yards and four scores. **FRESHMAN:** Saw limited action in nine games recording four receptions for 53 yards and one touchdown. First collegiate touchdown was on a 16-yard reception versus Arkansas. Played in the Citrus Bowl versus Penn State, but did not have a reception.

PERSONAL: Two-time all-state as a receiver at Tampa Catholic High in Florida. Earned various all-American mention. Set a national prep record by averaging 24.05-yards per catch on 191 career receptions for 4,594 yards and 50 touchdowns. Also, set a national record by averaging 160.5 yards per game as a prep junior. In his final two seasons he caught 156 passes for 3,913 yards and 46 touchdowns. As a senior, caught 89 passes for 2,087 yards (23.4 avg.) and 28 touchdowns. As a junior he caught 67 passes for 1,826 (27.3 avg) and 18 touchdowns. His 27.3-yard average is a national record. Named McDonald's All-American honorable mention as a basketball player. Finished high school with a 3.64 Grade Point Average and earned SEC Academic honor roll as a junior at Florida. One of eight children. Born on December 6, 1978, in Dayton, Ohio.



MARCUS BELL

LINEBACKER

#55

6-1

237

ARIZONA

ROOKIE NFL SEASON

1ST SEAHAWKS SEASON

FOURTH-ROUND (A) 2000

JULY 19, 1977 (ST. JOHNS, ARZ.)

PRO: Selected by the Seahawks in the fourth-round, 116th overall, of the 2000 NFL Draft, the first of two fourth-round choices.

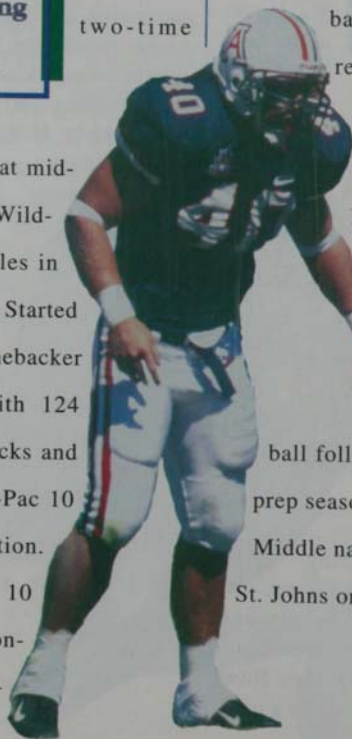
From the small town of St. Johns, Arizona, where he enjoyed fishing, camping, hunting and farming.

C O L - L E G E : Three-year starter and two-time

per game. Was named conference defensive player of the week, twice. Finished with a team-leading 139 tackles with three sacks. Had 10 tackles in the Holiday Bowl versus Nebraska. **SOPHOMORE:** Started every game, but one at inside linebacker finishing second on the team with 80 tackles, including four sacks. **FRESHMAN:** Saw action as a backup inside linebacker and recorded 41 tackles. Red-shirted in 1995.

first-team All-Pac 10 at middle linebacker for the Wildcats totaling 405 tackles in his career. **SENIOR:** Started all season at middle linebacker and led the team with 124 tackles adding four sacks and one interception. All-Pac 10 first-team selection.

JUNIOR: All-Pac 10 choice, leading the conference with 11.6 tack-



PERSONAL: Earned nine letters in football, wrestling and track at St. Johns High in Arizona, a town of 3,300 people. Earned all-state honors in football following his junior and senior prep seasons. Majored in geography. Middle name is Udall, he was born in St. Johns on July 19, 1977.



ISAIAH KACYVENSKI

LINEBACKER

#58

6-1

250

HARVARD

ROOKIE NFL SEASON

1ST SEAHAWKS SEASON

FOURTH-ROUND (B) 2000

OCTOBER 3, 1977 (ENDICOTT, NY)

PRO: Selected by the Seahawks in the fourth-round, 119th overall, of the 2000 NFL Draft. The choice came from San Francisco with the 154th for the Seahawks' 86th pick.

COLLEGE: Four-year starter, becoming the first player in Harvard history to start every game of his career. Earned a 11-Ivy League first-team hon-

Isaiah was a state finalist as a wrestler and finished fifth in the state pentathlon. He has bench pressed 401 pounds.


ors three times, and finished his Crimson career with a school record 395 tackles, and adding 11 interceptions, eight fumble recoveries and 4.5 sacks.

SENIOR: Earned first-team All-Ivy League after establishing a school mark with 135 tackles, topping his own mark set the previous season. Added two sacks

and five interceptions. **JUNIOR:** First-team All-Ivy League selection setting a Harvard record with 108 tackles, which he subsequently broke. Led the team with 17 stops against Princeton. **SOPHOMORE:** First-team All-Ivy League selection, leading the team with 80 tackles. **FRESHMAN:** Ivy League Rookie of the Year and honorable mention all-conference. Started all season and registered 72 tackles and tied for the team lead with four interceptions.

PERSONAL: Earned nine letters in three different sports at Union Endicott High in New York. Three-time all-conference and all-state selection as a prep senior.

Saw action at running back, safety, punter, punt returner and kick returner. USA Today honorable mention his final prep season. Captain on the wrestling team his last three years, and a state finalist in 1996. Finished fifth in the state pentathlon. National Honor Society member and an Scholar All-American. Graduated with a degree in Pre-Med. Born on October 3, 1977 in Endicott, New York.





JAMES WILLIAMS

WIDE RECEIVER

#15

5-10

180

MARSHALL

ROOKIE NFL SEASON

1ST SEAHAWKS SEASON

SIXTH-ROUND (A) 2000

MARCH 6, 1978 (RAYMOND, MISS.)

PRO: Selected by the Seahawks with the first of three sixth-round picks, 175th overall, of the 2000 NFL Draft.

James was a member of the Marshall track team recording a 6.94 in the 60 meters.

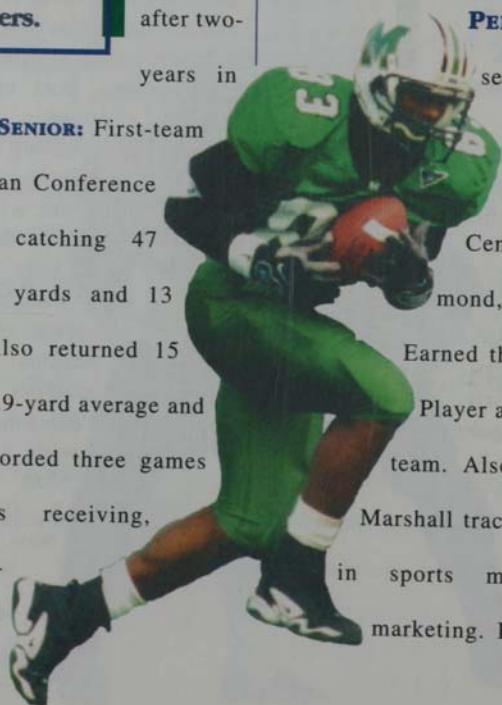
**C O L -
L E G E :**
T r a n s -
f e r e d t o
M a r s h a l l
a f t e r t w o -
y e a r s i n

junior college. **SENIOR:** First-team All-Mid American Conference selection after catching 47 passes for 880 yards and 13 touchdowns. Also returned 15 kickoffs for a 32.9-yard average and one score. Recorded three games over 100-yards receiving, including a season-high 164 on four catches ver-

sus Miami, Ohio. **JUNIOR:** Caught 26 passes for 591 yards (22.7 avg) and four touchdowns, including a 91-yard score versus Troy State. Returned 12 kickoffs for a 25.2-yard average. **JUNIOR COLLEGE:** Played as a wide receiver and ran as a sprinter on the track team at Hinds Community College in Mississippi.

PERSONAL: Earned seven letters in football track and basketball at Warren Central High in Raymond, Mississippi.

Earned the Most Valuable Player award on the track team. Also a member of the Marshall track team. Majored in sports management and marketing. Born in Raymond.





TIM WATSON

DEFENSIVE TACKLE

#91

6-4

290

ROWAN

ROOKIE NFL SEASON

1ST SEAHAWKS SEASON

SIXTH-ROUND (B) 2000

DEC. 23, 1974 (WILLIAMSTOWN N.J.)

PRO: Selected by the Seahawks with the second of three sixth-round picks, 185th overall, of the 2000 NFL Draft.

COLLEGE: Began his career at Mary-

Tim participated in the state track meet twice while in high school throwing the discus.

land in 1993 and finished his career at Rowan in 1999

after missing the 1997 and 1998 seasons. He worked construction during his two seasons away from the gridiron. **SENIOR:** Helped lead Rowan to the Division III championship game in 1999. Finished fourth on the team with 55 total tackles, including a team-high 11 sacks. Also had an interception and

two fumble recoveries. **JUNIOR:** Named All-Atlantic Coast Conference second-team in 1996, as a starting defensive end at Maryland. Was forced to leave the football team after posting unsatisfactory grades in the classroom. **SOPHOMORE:** Started for the Terrapins after redshirting in 1994. **FRESHMAN:** First eligible season with the Terps and played in several games.

PERSONAL: Went to Mainland Republic High School in New Jersey where he lettered in football, basketball and track. Earned all-state honors his senior season on the football team and a all-conference in basketball. Went to the state finals in the discus as a prep junior and senior.





JOHN HILLIARD

DEFENSIVE TACKLE

#98

6-2 285

MISSISSIPPI STATE

ROOKIE NFL SEASON

1ST SEAHAWKS SEASON

SIXTH-ROUND (C) 2000

APRIL 16, 1976 (HOUSTON, TX.)

PRO: Selected by the Seahawks with the third of three sixth-round picks, 190th overall, of the 2000 NFL Draft.

COLLEGE: Four-year letterman and

Lettered all four years of high school in football, basketball and track at Sterling High.

two-year starter at defensive tackle for Mississippi

State. Collected 138 tackles including six for sacks.

SENIOR: All-SEC selection after totaling 52 tackles and two sacks. Also recorded six passes defended. Had seven tackles including two sacks against Alabama. Tied for the team lead with eight tackles in a victory over Oklahoma State.

JUNIOR: Started eight games for the Bulldogs and collected 49 tackles and

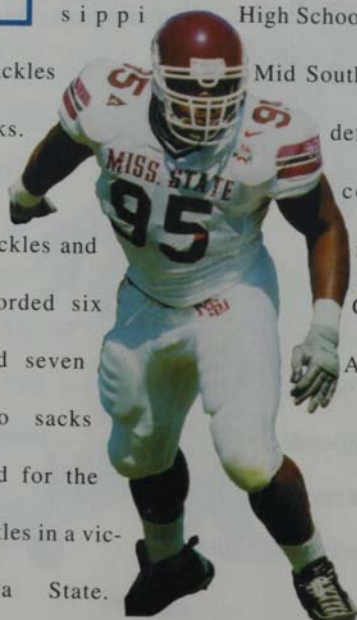
three sacks. **SOPHOMORE:** Played in 11 games with one start and totaled 35 tack-

les. **FRESHMAN:** Saw limited action as a freshman collecting two tackles. Red-shirted in 1996 after his freshman year.

PERSONAL: Earned 12 letters in football, basketball and track at Sterling High School in Houston, Texas. All-

Mid South Conference as a senior defensive end. Majored in

communications/public relations. Born in Coushatta, Louisiana on April 16, 1976.



DRAFT SUMMARIES



Mike Curtis started all 14 games for the expansion Seahawks in 1976.

1976 VETERAN ALLOCATION

Player,	Pos.	Former Team	Player,	Pos.	Former Team
Wayne Baker	DT	San Francisco	Gordon Jolley	T	Detroit
Carl Barisich	DT	Cleveland	Gary Keithley	QB	St. Louis
Nick Bebout	T	Atlanta	Art Kuehn	C	Washington
Lyle Blackwood	DB	Cincinnati	Kerry Marbury	RB	New England
Ed Bradley	LB	Pittsburgh	Al Matthews	DB	Green Bay
Dave Brown	DB	Pittsburgh	Sam McCullum	WR	Minnesota
Don Clune	WR	N.Y. Giants	John McMakin	TE	Detroit
Rondy Colbert	DB	N.Y. Giants	Eddie McMillan	DB	L.A. Rams
Dwayne Crump	DB	St. Louis	Bill Olds	RB	Baltimore
Mike Curtis	LB	Baltimore	Jesse O'Neal	DE	Houston
Jerry Davis	DB	N.Y. Jets	Joe Owens	DE	New Orleans
John Demarie	G	Cleveland	Bob Penchion	G	San Francisco
Norm Evans	T	Miami	Bob Picard	WR	Philadelphia
Ken Geddes	LB	L.A. Rams	Rocky Rasley	G	Kansas City
Gary Hayman	RB	Buffalo	Steve Taylor	DB	Denver
Fred Hoaglin	C	Houston	Dave Tipton	DE	San Diego
Neil Graff	QB	New England	Charles Waddell	TE	San Diego
Don Hansen	LB	Atlanta	Larry Woods	DT	N.Y. Jets
Ron Howard	TE	Dallas	Rolly Woolsey	DB	Dallas
Ken Hutcherson	LB	Green Bay			

1976 COLLEGE DRAFT

Rd.	Player,	Pos.	College	Rd.	Player,	Pos.	College
1.	Steve Niehaus	DT	Notre Dame	6.	Alvis Darby	TE	Florida
2a.	Sammy Green	LB	Florida	7.	Dick Dixon	DT	Arkansas St.
2b.	Sherman Smith	WR	Miami, OH	8.	Larry Shipp	WR	Louisiana St.
2c.	Steve Raible	WR	Georgia Tech	9.	Bob Bos	T	Iowa St.
3a.	Jeff Lloyd	DE	West Texas St.	10.	Randy Coffield	LB	Florida St.
3b.	Rick Engles	P	Tulsa	11.	Keith Muehr	P	SW La.
3c.	Don Bitterlich	K	Temple	12.	Ron Barnett	WR	Texas, Arlington
4a.	Steve Myer	QB	New Mexico	13.	Andy Reid	RB	Georgia
4b.	Randy Johnson	G	Georgia	14.	Jarvis Blinks	DB	Northwestern St.
4c.	Andrew Bolton	RB	Fisk	15.	Dan Smith	T	Washington St.
5a.	Don Dufek	DB	Michigan	16.	Jeff Urczyk	G	Georgia Tech
5b.	Ernie Jones	DB	Miami	17.	Chris Rowland	QB	Washington
5c.	Larry Bates	FB	Miami				

1977 COLLEGE DRAFT

Rd.	Player,	Pos.	College	Rd.	Player,	Pos.	College
1a.	(choice traded to Dallas)			3.	Dennis Boyd	DE	Oregon State
1b.	Steve August	G	Tulsa	4a.	John Yarno	C	Idaho
	(choice from Dallas Cowboys)			4b.	Larry Seivers,	WR	Tennessee
2a.	Tom Lynch	T	Boston College		(choice from Minnesota Vikings for Ahmad Rashad, WR)		
	(choice from Dallas Cowboys)			5.	(choice traded to Detroit for Bill Munson, QB)		
2b.	(choice traded to Los Angeles Rams for draft choice and Geoff Reece, C)			6.	Tony Benjamin	FB	Duke
2c.	Terry Beeson	LB	Kansas	7.	David Sims	RB-FB	Georgia Tech
	(choice from Dallas Cowboys)			8.	(choice traded to Houston Oilers for Steve Largent, WR)		
2d.	Peter Cronan	LB	Boston College	9.	George Adzick	S	Minnesota
	(choice from Los Angeles Rams)			10.	Sam Adkins	QB	Wichita State
2e.	(choice traded to Dallas Cowboys for Duke Ferguson, WR) (choice from Dallas Cowboys)			11.	Bill Westbeld	T	Dayton
				12.	I.V. Wilson	DT	Tulsa

1978 COLLEGE DRAFT

Rd.	Player,	Pos.	College	Rd.	Player,	Pos.	College
1.	Keith Simpson	DB	Memphis State	9.	Rich Grimmett	T	Illinois
2.	Keith Butler	LB	Memphis State	10.	Rob Stewart	WR	Lafayette
3.	Bob Jury	DB	Pittsburgh	11a.	(choice traded to New Orleans Saints for Andy Dorris, DE)		
4.	Al Hunter	RB	Notre Dame	11b.	George Halas	LB	Miami
	(choice exercised in 1977 supplemental draft)				(choice from Miami Dolphins for Carl Barisich, DE)		
5.	Louis Bullard	T	Jackson State	12.	Jeff Bergeron	RB	Lamar
6.	Glenn Starks	WR	Texas A & I				
7.	John Harris	DB	Arizona State				
8.	(choice traded to Minnesota Vikings for Autry Beamon, S and Amos Martin, LB)						

1979 COLLEGE DRAFT

Rd.	Player,	Pos.	College	Rd.	Player,	Pos.	College
1.	Manu Tuiaosopo	DT	UCLA	6.	(choice traded to Dallas Cowboys for Bill Gregory, DE)		
2.	Joe Norman	LB	Indiana	7a.	Larry Polowski	LB	Boise State
3a.	Michael Jackson	LB	Washington		(choice from Washington Redskins for Don Testerman, FB)		
	(choice from San Francisco 49ers for Bob Jury, S)			7b.	(choice traded to Washington in Don Testerman transaction)		
3b.	(choice traded to Dallas Cowboys for Bill Gregory, DE)			8.	(choice traded to Detroit Lions for Ernie Price, DE)		
3c.	(choice traded to San Francisco 49ers in Bob Jury trade)			9.	Ezra Tate,	RB	Mississippi State
4a.	(choice voluntarily given to Buffalo Bills for Ahmad Rashad signing)			10.	Robert Hardy	DT	Jackson State
	(choice acquired from Tampa Bay Buccaneers for Larry Seivers, WR)			11.	Jim Hinesly	G	Michigan State
4b.	Mark Bell	TE	Colorado State	12.	Jeff Moore	RB	Jackson State
5.	(choice traded to Dallas Cowboys for Efrén Herrera, K)						

1980 COLLEGE DRAFT

Rd.	Player	Pos.	College	Rd.	Player	Pos.	College
1a.	Jacob Green	DE	Texas A & M	7.	(choice traded to N.Y. Giants for Dan Doomink,FB)		
	(choice from Buffalo Bills)			8a.	Vic Minor	S	N.E. Louisiana
1b.	(choice traded to Buffalo Bills)				(choice from Minnesota for Steve Niehaus, DT)		
2.	Andre Hines	T	Stanford	8b.	Jack Cosgrove	C	Pacific
3.	(choice traded to Buffalo)			9.	Jim Swift	T	Iowa
4.	Terry Dion	DE	Oregon	10a.	Ron Essink	T	Grand Valley State
5a.	Joe Steele	RB	Washington	10b.	Billy Reeves	WR	Morris Brown
5b.	Daniel Jacobs	DE	Winston-Salem St.		(choice from Houston for Sammy Green, LB)		
	(choice from Washington Redskins for Don Testerman, FB)			11.	Tali Ena	RB	Washington State
6.	Mark McNeal	DE	Idaho	12.	Presnell Gilbert	CB	U.S. International

1981 COLLEGE DRAFT

Rd.	Player	Pos.	College	Rd.	Player	Pos.	College
1.	Kenny Easley	S	UCLA	8.	Eric Lane	RB	Brigham Young
2.	David Hughes	FB	Boise State	9a.	Jim Stone	RB	Notre Dame
3.	Bill Dugan	G	Penn State	9b.	Jim Whately	WR	Washington State
4.	Scott Phillips	WR	Brigham Young		(choice from Minnesota Vikings for Nick Bebout, T)		
5.	Edwin Bailey	G	South Carolina St.	10.	Ken Dawson	RB	Savannah State
6.	Steve Durham	DE	Clemson	11.	Lance Olander	RB	Colorado
7a.	Ron Johnson	WR	Long Beach State	12.	Jeff Bednarek	DT	Pacific
7b.	Brad Scovill	TE	Penn State				
	(choice from Houston Oilers for Sammy Green, LB)						

1982 COLLEGE DRAFT

Rd.	Player	Pos.	College	Rd.	Player	Pos.	College
1.	Jeff Bryant	DE	Clemson	6.	Jack Campbell	T	Utah
2.	Bruce Scholtz	LB	Texas	7.	Eugene Williams	LB	Tulsa
3a.	(choice traded to New England for Horace Ivory, RB)			8.	Chester Cooper	WR	Minnesota
3b.	Pete Metzelaars	TE	Wabash	9.	David Jefferson	LB	Miami
	(choice from Buffalo for Tom Lynch, G)			10.	Craig Austin	LB	South Dakota
4.	(choice traded to St. Louis Cardinals for Theotis Brown, RB)			11.	Sam Clancy	TE	Pittsburgh
5.	(choice traded to Los Angeles Rams for Jim Jodat, FB)			12.	Frank Naylor	C	Rutgers



Kenny Easley & Bruce Scholtz provided the Seahawks defense with leadership and stability in the 1980's.

1983 COLLEGE DRAFT

Rd.	Player	Pos.	College	Rd.	Player	Pos.	College
1a.	Curt Warner (choice from Houston Oilers)	RB	Penn State	6.	Reginald Gipson	FB	Alabama A & M
1b.	(choice traded to Houston Oilers)			7.	Sam Merriman	LB	Idaho
2.	(choice traded to Houston Oilers)			8.	Matt Hernandez	T	Purdue
3.	(choice traded to Houston Oilers)			9.	Bob Clasy	T	Notre Dame
4.	(choice traded to St. Louis Cardinals for Theotis Brown, RB)			10.	Pete Speros	G	Penn State
5.	Chris Castor	WR	Duke	11.	Bob Mayberry	G	Clemson
				12.	Don Dow	T	Washington

1984 COLLEGE DRAFT

Rd.	Player	Pos.	College	Rd.	Player	Pos.	College
1.	Terry Taylor	CB	Southern Illinois	5b.	(choice traded to Baltimore Colts for Robert Pratt, G)		
2.	Daryl Turner	WR	Michigan State	6.	John Kaiser	LB	Arizona
3.	Fredd Young	LB	New Mexico State	7.	Sam Slater	T	Weber State
4a.	Rickey Hagood (choice from San Francisco 49ers for Manu Tuiaosopo, NT)	NT	South Carolina	8.	John Puzar	C	Long Beach State
4b.	(choice traded to Baltimore Colts for Roger Carr, WR)			9.	Adam Schreiber	G	Texas
5a.	(choice traded to New York Giants for Terry Jackson, CB) (Choice acquired from San Diego for Roger Carr, WR)			10.	Randall Morris	RB	Tennessee
				11.	Steve Gemza	T	UCLA
				12.	Theo Windham	S	Utah State

1984 SUPPLEMENTAL DRAFT

Rd.	Player	Pos.	College	Rd.	Player	Pos.	College
1.	Gordon Hudson	TE	Brigham Young	3.	Frank Seurer	QB	Kansas
2.	Alvin Powell	G	Winston-Salem St.				

1985 COLLEGE DRAFT

Rd.	Player	Pos.	College	Rd.	Player	Pos.	College
1.	(choice traded to Cincinnati Bengals for Blair Bush, C)			6.	(choice traded to New York Giants for Terry Jackson, CB)		
2.	Owen Gill	FB	Iowa	7.	Ron Mattes	T	Virginia
3.	Danny Greene	WR	Washington	8.	Judious Lewis	WR	Arkansas State
4.	Tony Davis	TE	Missouri	9.	Bob Otto	DE	Idaho State
5a.	Mark Napolitan (choice from San Diego Chargers for Roger Carr, WR)	C	Michigan State	10a.	John Conner	QB	Arizona
5b.	Arnold Brown (choice from Pittsburgh Steelers for Steve August, T)	CB	No. Carolina Central	10b.	James Bowers	S	Memphis State
5c.	Johnnie Jones	RB	Tennessee		(choice from San Francisco 49ers for Manu Tuiaosopo, NT)		
				11.	Louis Cooper	LB	Western Carolina
				12.	(choice traded to Buffalo for Reggie McKenzie, G)		

1986 COLLEGE DRAFT

Rd.	Player	Pos.	College	Rd.	Player	Pos.	College
1.	John L. Williams	FB	Florida	7b.	Paul Miles	RB	Nebraska
2.	(choice traded to New England for Bob Cryder, T)				(choice from Cleveland Browns for the rights to Sam Clancy, DE)		
3.	Patrick Hunter	CB	Nevada-Reno	8.	Alonzo Mitz	DE	Florida
4.	(choice traded to Cincinnati Bengals for Dan Ross, TE)			9.	Michael Black	T	Sacramento State
5.	Bobby Joe Edmonds	WR	Arkansas	10.	Don Fairbanks	DE	Colorado
6.	Eddie Anderson	S	Fort Valley State	11.	David Norrie	QB	UCLA
7a.	(choice traded to Buffalo Bills for Jon Borchardt, G)			12.	John McVeigh	LB	Miami

1987 COLLEGE DRAFT

Rd.	Player	Pos.	College	Rd.	Player	Pos.	College
1.	Tony Woods	LB	Pittsburgh	7b.	Derek Tennell	TE	UCLA
2.	David Wyman	LB	Stanford	8.	Sammy Garza	QB	Texas-El Paso
3.	(choice traded to Cincinnati Bengals for Mike Wilson, T)			9.	M.L. Johnson	LB	Hawaii
4.	Mark Moore	S	Oklahoma State	10.	Louis Clark	WR	Mississippi State
5a.	Tommie Agee	FB	Auburn	11.	Daryl Oliver	RB	Miami
	(choice from Detroit Lions for Shelton Robinson, LB)			12a.	Wes Dove	DE	Syracuse
5b.	Ruben Rodriguez	P	Arizona		(choice from Green Bay Packers for Dan Ross, TE)		
6.	(choice traded to Philadelphia Eagles for Greg Naron, G)			12b.	Tony Burse	FB	Middle Tennessee St.
7a.	Roland Barbay	NT	Louisiana State				
	(choice from Minnesota Vikings for John Harris, S)						

1988 COLLEGE DRAFT

Rd.	Player	Pos.	College	Rd.	Player	Pos.	College
1.	Brian Bosworth	LB	Oklahoma	7.	Ray Jackson	CB	Ohio State
	(choice exercised in 1987 supplemental draft)			8.	Robert Tyler	TE	So. Carolina State
2.	Brian Blades	WR	Miami	9.	Deatrich Wise	NT	Jackson State
3.	Tommy Kane	WR	Syracuse	10.	Derwin Jones	DE	Miami
4.	Kevin Harmon	RB	Iowa	11a.	Rick McLeod	T	Washington
5a.	(choice traded to Phoenix Cardinals for Kelly Stouffer, QB)				(choice from Green Bay Packers for Dave Brown, CB)		
	(choice from Dallas Cowboys for Ron Essink, T)			11b.	Dwayne Harper	CB	So. Carolina State
5b.	(choice traded to San Francisco 49ers for Jeff Kemp, QB)			12.	Dave DesRochers	T	San Diego State
6.	Roy Hart	NT	South Carolina				

1989 COLLEGE DRAFT

Rd.	Player	Pos.	College	Rd.	Player	Pos.	College
1a.	Andy Heck	T	Notre Dame	5.	(choice traded to Phoenix Cardinals for Kelly Stouffer, QB)		
	(choice from Indianapolis Colts for Freddie Young, LB)			6.	(choice traded to Tampa Bay Buccaneers with Randy Edwards, NT for Ron Heller, T)		
1b.	(choice traded to Phoenix Cardinals for Kelly Stouffer, QB)			7.	Mike Nettles	CB	Memphis State
2.	Joe Tofflemire	C	Arizona	8.	Marlin Williams	DE	Western Illinois
3.	Elroy Harris	RB	Eastern Kentucky	9.	David Franks	G	Connecticut
4a.	Travis McNeal	TE	Ten.-Chattanooga	10.	Derrick Fenner	RB	North Carolina
4b.	James Henry	RS/CB	Southern Mississippi	11.	Mike Baum	DE	Northwestern
	(choice from Philadelphia Eagles for Ron Heller, T)			12.	R.J. Kors	S	Long Beach State

1990 COLLEGE DRAFT

Rd.	Player	Pos.	College	Rd.	Player	Pos.	College
1a.	Cortez Kennedy	DT	Miami	4.	Chris Warren	RB	Ferrum
	(choice from New England Patriots)			5.	Eric Hayes	DT	Florida State
1b.	(choice traded to New England Patriots)			6.	Ned Bolcar	LB	Notre Dame
1c.	(choice traded to New England Patriots)			7.	Bob Kula	T	Michigan State
	(choice from Indianapolis Colts for Freddie Young, LB)			8.	Bill Hitchcock	T	Purdue
2a.	Terry Wooden	LB	Syracuse	9.	(choice traded to Dallas Cowboys for Daryl Smith, T)		
	(choice acquired from New England Patriots)			10.	Robert Morris	DE	Valdosta State
2b.	Robert Blackmon	S	Baylor	11.	Daryl Reed	CB	Oregon
3.	(choice traded to New England Patriots)			12.	John Gromos	QB	Vanderbilt

1991 COLLEGE DRAFT

Rd.	Player	Pos.	College	Rd.	Player	Pos.	College
1.	Dan McGwire	QB	San Diego State	6.	Michael Sinclair	DE	Eastern New Mexico
2a.	(choice traded to Los Angeles Raiders)			7.	(choice traded to Atlanta Falcons for Ronnie Lee, T)		
2b.	Doug Thomas	WR	Clemson	8.	(choice traded to Los Angeles Raiders for Vann McElroy, S)		
3.	David Daniels	WR	Penn State	9.	(choice traded to Cleveland Browns for Bob Buczkowski, DE)		
4a.	(choice traded to the New England Patriots in 1990.)			10.	Erik Ringoen	LB	Hofstra
4b.	John Kasay	K	Georgia	11.	Tony Stewart	RB	Iowa
5.	Harlan Davis	CB	Tennessee	12.	Ike Harris	T	South Carolina

1992 COLLEGE DRAFT

Rd.	Player	Pos.	College	Rd.	Player	Pos.	College
1.	Ray Roberts	T	Virginia	8.	Muhammad Shamsid-Deen,	RB	Tennessee-Chattanooga
2.	(choice traded to the Minnesota Vikings for Keith Millard, DT)			9.	Larry Stayner	TE	Boise State
3.	Bob Spitulski	LB	Central Florida	10.	Anthony Hamlet	DE	Miami
4.	(choice traded to the New Orleans Saints for Rueben Mayes, RB)			11.	Kris Rongen	G	Washington
5.	Gary Dandridge	S	Appalachian State	12a.	Chico Fraley	LB	Washington
6.	Michael Bates	WR	Arizona	12b.	John MacNeill	DE	Michigan State
7.	Mike Frier	DE	Appalachian State		(choice from New York Jets in compensation for Ron Mattes, T)		

1993 COLLEGE DRAFT

Rd.	Player	Pos.	College	Rd.	Player	Pos.	College
1.	Rick Mirer	QB	Notre Dame	7.	Michael McCrary	DE	Wake Forest
2.	Carlton Gray	CB	UCLA	8a.	Jeff Blackshear	G	NE Louisiana
3.	(choice traded to the Minnesota Vikings for Keith Millard, DT)			8b.	Antonio Edwards	DE	Valdosta State
4.	Dean Wells	LB	Tennessee		(choice from Chicago Bears in compensation for signing restricted free agent Joe Cain, LB)		
5.	Terrence Warren	WR	Hampton				
6.	(choice traded to Green Bay Packers for Dave McCloughan, S)						

1994 COLLEGE DRAFT

Rd.	Player	Pos.	College	Rd.	Player	Pos.	College
1.	Sam Adams	DT	Texas A&M	6.	(choice traded to New England Patriots for Jon Vaughn, RB)		
2.	Kevin Mawae	C	Louisiana State	7.	Carlester Crumpler	TE	East Carolina
3.	Lamar Smith	RB	Houston				
4.	Larry Whigham	S	NE Louisiana				
5.	(choice traded to San Diego Chargers for 4th round 1995 draft choice)						

1995 COLLEGE DRAFT

Rd.	Player	Pos.	College	Rd.	Player	Pos.	College
1.	Joey Galloway	WR	Ohio State	5.	(choice traded to Detroit Lions for Reggie Barrett, WR)		
2.	Christian Fauria	TE	Colorado	6a.	Henry McMillan	DT	Florida
3.	(choice to Green Bay Packers for signing of restricted free agent Corey Harris, CB)			6b.	Eddie Goines	WR	N. Carolina State
4a.	(choice traded to Arizona Cardinals for Ricky Proehl, WR)				(compensatory choice for a net loss of free agents in 1994)		
4b.	Jason Kyle	LB	Arizona State				
	(choice from San Diego Chargers for 5th round 1994 choice).						

1996 COLLEGE DRAFT

Rd.	Player	Pos.	College
1a.	(choice traded to Houston Oilers for 1st round 1996 draft choice and Glenn Montgomery, DT)		
1b.	(choice traded to Detroit Lions for 1st round and 3rd round 1996 draft choices) (choice from Houston Oilers.)		
1c.	Pete Kendall	T	Boston College (choice from Detroit Lions)
2.	Fred Thomas	CB	Tennessee-Martin
3a.	Robert Barr	T	Rutgers
3b.	Reggie Brown	FB	Fresno State (choice from Kansas City Chiefs through Detroit Lions)
4a.	Phillip Daniels	DE	Georgia (choice from New York Giants through Dallas, Miami, and Jacksonville)
4b.	(choice traded to Jacksonville Jaguars for 4th round 1996 draft choice)		
4c.	Eric Unverzagt	LB	Wisconsin (compensatory choice for a net loss of free agents in 1995)
5.	(choice traded to Jacksonville Jaguars for 4th round 1996 draft choice)		
6a.	Reggie Green	G	Florida
6b.	T.J. Cunningham	CB	Colorado (compensatory choice for a net loss of free agents in 1995)
7.	Johnie Church	DE	Florida

1997 COLLEGE DRAFT

Rd.	Player	Pos.	College
1a.	Shawn Springs	CB	Ohio State (choice from Atlanta Falcons on March 28, 1997)
1b.	Walter Jones	T	Florida State (choice from St. Louis Rams through New York Jets and Tampa Bay Buccaneers on April 19, 1997)
1c.	(choice to Atlanta Falcons on March 28, 1997) (choice from Chicago Bears on February 18, 1997)		
1d.	(choice to Tampa Bay Buccaneers on April 19, 1997)		
2.	(choice to Atlanta Falcons on March 28, 1997)		
3a.	(choice to Tampa Bay Buccaneers on April 19, 1997)		
3b.	(choice to Atlanta Falcons on March 28, 1997)		
4a.	(choice to Atlanta Falcons on March 28, 1997) (choice from Baltimore Ravens for G Jeff Blackshear on March 12, 1996)		
4b.	(choice to Chicago Bears on February 18, 1997)		
5.	Eric Stokes	S	Nebraska
6.	Itula Mili	TE	Brigham Young
7.	Carlos Jones	CB	Miami

1998 COLLEGE DRAFT

Rd.	Player	Pos.	College
1.	Anthony Simmons	LB	Cemson
2.	Todd Weiner	T	Kansas State
3.	Ahman Green	RB	Nebraska
4.	DeShone Myles	LB	Nevada
5.	(choice to Dallas Cowboys for Cowboys' 6th and 7th round choices)		
6a.	Carl Hansen	DT	Stanford
6b.	Bobby Shaw	WR	California
7.	Jason McEndoo	C	Washington State

1999 COLLEGE DRAFT

Rd.	Player	Pos.	College
1a.	(choice traded to New England for 1st, 3rd and 6th round choices)		
1b.	(choice traded to Dallas for 1st and 5th round picks)		
1c.	Lamar King	DE	Saginaw Valley State (choice from Dallas)
2.	to Green Bay as compensation for Mike Holmgren		
3a.	Brock Huard	QB	Washington
3b.	Karsten Bailey	WR	Auburn (choice from New England)
4.	Antonio Cochran	DE	Georgia
5a.	Floyd Wedderburn	T	Penn State (choice from Carolina through Dallas)
5b.	Charlie Rodgers	KR	Georgia Tech
6a.	Steve Johnson	CB	Tennessee
6b.	(choice traded to Cleveland for 6th round pick)		
6c.	(choice traded to Cleveland for 6th round pick)		
7.	(choice traded to New York Jets for QB Glenn Foley on March 19, 1999)		

2000 COLLEGE DRAFT

Rd.	Player	Pos.	College
1a.	Shaun Alexander	RB	Alabama
1b.	Chris McIntosh	T	Wisconsin
2.	Ike Charlton	CB	Virginia Tech
3.	Darrell Jackson	WR	Florida
4a.	Marcus Bell	LB	Arizona
4b.	Isaiah Kacyvenski	LB	Harvard
6a.	James Williams	WR	Marshall
6b.	Tim Watson	DT	Rowan
6c.	John Hilliard	DT	Mississippi St.

TRADES

1976

- 8/5 DT Wayne Baker to Oakland Raiders for conditional draft choice.
- 8/26 Eighth-round 1977 draft choice to Houston Oilers for WR Steve Largent.
- 9/6 Fifth-round 1977 draft choice to Detroit Lions for QB Bill Munson.
- 9/6 Exchange of twelfth-round 1977 draft choices with Pittsburgh Steelers for G Ron Coder.
- 9/7 WR Ahmad Rashad to Minnesota Vikings for fourth-round 1977 draft choice (WR Larry Seivers).
- 9/7 S Terry Brown to Cleveland Browns for CB Ted Bachman. Brown had been claimed on waivers from St. Louis Cardinals.

1977

- 5/3 First-round 1977 draft choice (#2) to Dallas Cowboys for first-round (#14) and three second-round 1977 draft choices (G Steve August, T Tom Lynch, LB Terry Beeson)
- 5/3 Second-round 1977 draft choice to Los Angeles Rams for C Geoff Reece and Rams' second-round 1977 draft choice (LB Peter Cronan).
- 5/3 Second-round 1977 draft choice to Dallas Cowboys for WR Duke Ferguson.
- 5/3 LB Ed Bradley to San Francisco 49ers for DT Bill Sandifer.
- 7/20 DT Carl Barisich to Miami Dolphins for eleventh-round 1978 draft choice (LB George Halas).
- 8/30 WR Larry Seivers to Tampa Bay Buccaneers for fourth-round 1979 draft choice. Seattle gives draft choice to Buffalo Bills as voluntary compensation for Ahmad Rashad signing in 1976.
- 9/5 Eighth-round 1978 draft choice to Minnesota Vikings for S Autry Beamon and LB Amos Martin.
- 9/6 Eleventh-round 1978 draft choice to New Orleans Saints for DE Andy Dorris.

1978

- 8/15 Fifth-round 1979 draft choice to Dallas Cowboys for K Efen Herrera.
- 8/28 S Bob Jury and third-round 1979 draft choice to San Francisco 49ers for third-round 1979 draft choice (LB Michael Jackson).
- 8/28 Third-round and sixth-round 1979 draft choices to Dallas Cowboys for DE Bill Gregory and third-round 1979 draft (choice traded).
- 9/27 DT Bill Cooke and eighth-round 1979 draft choice to Detroit Lions for DE Ernie Price.

1979

- 3/30 FB Don Testerman and seventh-round 1979 draft choice to Washington Redskins for seventh-round 1979 (LB Larry Polowski) and fifth-round 1980 draft choices (DE Daniel Jacobs).
- 4/16 G Gordon Jolley to Detroit Lions for past considerations.
- 8/1 DT Steve Niehaus to Minnesota Vikings for DE Carl Eller and eighth-round 1980 draft choice (S Vic Minor).
- 8/21 Seventh-round 1980 draft choice to New York Giants for FB Dan Doornink.

1980

- 4/29 First-round (#16) and third-round 1980 draft choices to Buffalo Bills for first-round (#10) 1980 draft choice (DE Jacob Green)
- 4/30 LB Sammy Green to Houston Oilers for tenth-round 1980 (WR Billy Reaves) and seventh-round 1981 (TE Brad Scoville) draft choices.
- 8/26 Fifth-round 1982 draft choice to Los Angeles Rams for FB Jim Jodat.
- 9/1 T Nick Bebout to Minnesota Vikings for ninth-round 1981 draft choice (WR Jim Whatley).

1981

- 9/25 Third-round 1982 draft choice to New England Patriots for RB Horace Ivory.
10/13 Fourth-round 1982 and fourth-round 1983 draft choices to St. Louis Cardinals for RB Theotis Brown.
10/13 G Tom Lynch to Buffalo Bills for third-round 1982 draft choice (TE Pete Metzelaars).

1982


- 4/30 LB Terry Beeson to Atlanta Falcons for conditional 1983 draft choice.
7/12 Fifth-round 1984 draft choice to Baltimore Colts for G Robert Pratt.
9/3 Fourth-round 1984 draft choice to Baltimore Colts for WR Roger Carr.

1983

- 4/24 First-round (#9), second-round, and third-round 1983 draft choices to Houston Oilers for first-round (#3) 1983 draft choice (RB Curt Warner).
6/28 Twelfth-round 1985 draft choice to Buffalo Bills for G Reggie McKenzie.
6/29 First-round 1985 draft choice to Cincinnati Bengals for C Blair Bush.
8/24 RB Sherman Smith and WR Roger Carr to San Diego Chargers for fifth-round 1984 draft choice (choice traded) and fifth-round 1985 draft choice (C Mark Napolitan).

1984

- 3/12 Fifth-round 1984 and sixth-round 1985 draft choices to New York Giants for CB Terry Jackson.
4/4 NT Manu Tuiaosopo to San Francisco 49ers for fourth-round 1984 and tenth-round 1985 draft choices.
7/31 Second-round 1986 draft choice to New England Patriots for T Bob Cryder.
10/9 T Steve August to Pittsburgh Steelers for fifth-round 1985 draft choice.



Steve Largent was acquired for an 8th-round pick in August of '76.

1985

- 4/26 Seventh-round 1986 draft choice to Buffalo Bills for G Jon Borchardt.
8/20 TE Pete Metzelaars to Buffalo Bills for WR Byron Franklin.
8/27 The rights to DE Sam Clancy to Cleveland Browns for seventh-round 1986 draft choice (RB Paul Miles).
10/15 Fourth-round 1986 draft choice to Cincinnati Bengals for TE Dan Ross.

1986

- 8/9 Sixth-round 1987 draft choice to Philadelphia Eagles for G Greg Naron.
8/19 TE Dan Ross to Green Bay Packers for twelfth-round 1987 draft choice (DE Wes Dove).
8/27 Third-round 1987 draft choice to Cincinnati Bengals for T Mike Wilson.
9/1 LB Shelton Robinson to Detroit Lions for fifth-round 1987 draft choice (FB Tommie Agee).
9/2 S John Harris to Minnesota Vikings for seventh-round 1987 draft choice (NT Roland Barbay).

1987

- 5/19 Fifth-round 1988 draft choice to San Francisco 49ers for QB Jeff Kemp.
8/25 T Ron Essink to Dallas Cowboys for fifth-round 1988 draft choice (choice traded).
8/26 CB Dave Brown to Green Bay Packers for eleventh-round 1988 draft choice (T Rick McLeod).

1988

- 4/22 Fifth-round 1988, first-round 1989, and fifth-round 1989 draft choices to Phoenix Cardinals for QB Kelly Stouffer.
- 5/4 NT Randy Edwards and sixth-round 1989 draft choice to Tampa Bay Buccaneers for T Ron Heller.
- 5/23 Conditional draft choice to Washington Redskins for CB Tim Morrison.
- 8/1 WR Daryl Turner to Cleveland Browns for an undisclosed draft choice. Turner fails his physical, is returned to Seahawks, and waived.
- 8/22 T Ron Heller to Philadelphia Eagles for fourth-round 1989 draft choice (RS James Henry).
- 9/8 LB Fredd Young to Indianapolis Colts for first-round 1989 (T Andy Heck) and first-round 1990 (choice traded) draft choices.

1989

- 7/25 Ninth-round 1990 draft choice to Dallas Cowboys for T Daryle Smith.
- 7/28 Conditional draft choice to Detroit Lions for T Curt Singer.
- 8/7 C Kevin Thomas to Phoenix Cardinals for conditional draft choice.
- 8/31 CB Terry Taylor to Detroit Lions for FB James Jones.

1990

- 4/22 Two first-round (#8 and #10) and third-round 1990 draft choices and fourth-round 1991 draft choice to New England Patriots for first-round (#3) (DT Cortez Kennedy) and second-round (#29) (LB Terry Wooden) 1990 draft choices.
- 7/27 LB Willie Walker to New York Jets for conditional draft choice.
- 8/26 Conditional draft choice to Detroit Lions for WR John Ford.
- 8/28 Seventh-round 1991 draft choice to Atlanta Falcons for T Ronnie Lee.
- 10/16 Eighth-round 1991 draft choice to Los Angeles Raiders for S Vann McElroy.

1991

- 1/31 T Ron Mattes to New York Jets for twelfth-round 1992 draft choice (DE John MacNeill).
- 4/22 Ninth-round 1991 draft choice to Cleveland Browns for DE Bob Buczkowski.

1992

- 4/25 Second-round 1992 and third-round 1993 draft choices to Minnesota Vikings for DT Keith Millard.
- 4/26 Fourth-round 1992 draft choice to New Orleans Saints for RB Rueben Mayes.

1993

- 4/26 Sixth-round 1993 draft choice to Green Bay Packers for S Dave McCloughan.
- 8/25 Sixth-round 1994 draft choice to New England Patriots for RB Jon Vaughn.

1994

- 4/25 Fifth-round 1994 draft choice to San Diego Chargers for fourth-round 1995 draft choice (LB Jason Kyle).
- 4/28 Fifth-round 1995 draft choice to Detroit Lions for WR Reggie Barrett.

1995

- 3/10 Third-round 1995 draft choice to Green Bay Packers for signing restricted free agent CB Corey Harris.
- 4/3 Fourth-round 1995 draft choice to Arizona Cardinals for WR Ricky Proehl.

1996

- 3/12 G Jeff Blackshear to Baltimore Ravens for fourth-round 1997 draft choice. (choice traded)
- 4/20 First-round 1996 draft choice (#14) to Houston Oilers for first-round 1996 draft choice (#17) and

DT Glenn Montgomery.

- 1/20 First-round 1996 draft choice (#17) to Detroit Lions for first-round draft choice (#21) (G Pete Kendall) and third-round 1996 draft choice (FB Reggie Brown).
 1/20 Fourth and fifth-round 1996 draft choices to Jacksonville Jaguars for fourth-round 1996 draft choice (DE Phillip Daniels).
 5/27 S Eugene Robinson to Green Bay for DE Matt LaBounty

1997

- 2/18 QB Rick Mirer and fourth round 1997 draft choice (b) to Chicago for first-round (#11) 1997 draft choice (choice traded).
 3/28 First-round (#11), second-round, third-round, and fourth-round 1997 draft choices to Atlanta for first-round (#3) (CB Shawn Springs) and third-round 1997 draft choices.
 4/19 First-round (#12) and third-round 1997 draft choices to Tampa Bay Buccaneers for first round (#6) 1997 draft choice (T Walter Jones).
 9/30 Conditional draft choice to New Orleans Saints for WR Daryl Hobbs.

1998

- 4/19 Fifth-round choice (#138) to Dallas in exchange for sixth-round (#162, DT Carl Hansen) and seventh-round (#197, C Jason McEndoo) selections.

1999

- 3/19 Seventh-round choice (#223) to NY Jets for QB Glenn Foley.
 4/17 First-round choice (#17) to New England for first-round (#20), third-round (#82) & sixth round (#191).
 4/17 First-round choice (#20) to Dallas for first-round (#22) and fifth-round (#140).
 4/17 Second-round choice (#47) awarded to Green Bay as compensation for Mike Holmgren.
 4/18 Sixth-round choices (#187 & #191) to Cleveland for sixth-round (#170, CB Steve Johnson)
 6/24 WR James McKnight to Dallas Cowboys for third-round 2000 draft choice.
 8/30 Traded a seventh-round 2000 pick to Green Bay for WR Derrick Mayes.
 9/5 Traded a conditional draft choice to Jacksonville for CB Cordell Taylor.

2000

- 2/12 WR Joey Galloway to Dallas for first-round choices in 2000 & 2001.
 4/14 RB Ahman Green and fifth-round choice to Green Bay for CB Fred Vinson and sixth-round pick.
 4/15 Third-round choice (#86) to San Francisco for fourth (#119) and fifth-round (#154) picks.
 4/16 Fifth-round pick (#154) to Denver for sixth-round (#175) and seventh-round (#231) picks.
 4/16 Seventh-round pick (#231) to Oakland for a sixth-round 2001 choice.

PRONUNCIATION GUIDE

Frank **BEEDE****BEE-DEE**
 Jay **BELLAMY****BELL-UM-EE**
 Greg **BLOEDORN****BLAY-DORN**
 Fabien **BOWNES****BO-INS**
 Antonio **COCHRAN****COCK-RUN**
 Joey **ELOMS****EL-UMS**
 Christian **FAURIA****FOUR-EE-AA**
 Brock **HUARD****HUGH-URD**
 Isaiah **KACYVENSKI****KAZ-UH-VIN-SKI**

Ed **KEHL****KEEL**
 Matt **LABOUNTY****LE-BOUN-TEE**
 Chris **MCINTOSH****MAC-IN-TOSH**
ITULA MILI**EE-TOO-LA**
**MEE-LEE**
DESHONE Myles**DA-SHAWN**
 Robbie **TOBECK****TOE-BECK**
 Floyd **WEDDERBURN** .**WED-DER-BURN**
 Todd **WEINER****WINE-UR**

COACHES ALL-TIME ROSTER

<u>NAME</u>	<u>RESPONSIBILITY</u>	<u>YEARS</u>	<u>COLLEGE</u>
Arnold, Dave	Special Teams	1995-97	Drake
Becker, John	Off. Coord./WRs	1989-91	Cal State-Northridge
Boghosian, Sam	Off. Coord./OL	1976-77	UCLA
Brasher, Tommy	Defensive Line	1992-98	Arkansas
Bratkowski, Bob	Wide Receivers	1992-94	Washington State
	Offensive Coord./WRs	1995-97	
	Offensive Coordinator	1998	
Brooks, Larry	Defensive Line	1999-	Virginia State
Brown, Dave	Defensive Coach	1992-98	Michigan
Catlin, Tom	Asst. Head Coach/LBs/Def. Coord.	1983-91	Oklahoma
	Assistant Head Coach/Defense	1992	
	Assistant Head Coach	1993	
	Quality Control	1994-95	
Christensen, Jack	Defensive Backs	1978-82	Colorado State
Colquitt, Jerry	Offensive Quality Control	1999-	Tennessee
Cromwell, Nolan	Wide Receivers	1999-	Kansas
Dyer, George	Defensive Line	1983-91	Cal-Santa Barbara
Erickson, Dennis	Head Coach	1995-98	Montana State
Flajole, Ken	Defensive Backs	1999	Pacific Lutheran
	Linebackers	2000	
Flores, Tom	Head Coach	1992-94	Pacific
Gilbertson, Keith	Defensive Assistant	1996	Cent. Washington
	Tight Ends	1997-98	
Harris, Chick	Running Backs	1983-91	Northern Arizona
Haskell, Gil	Offensive Coordinator	2000	San Francisco State
Hawkins, Ralph	Defensive Backs	1983-88	Maryland
Holland, Johnny	Asst. Special Teams & Strength	2000	Texas A&M
Hollway, Bob	Defensive Coordinator/DBs	1976-77	Michigan
Houck, Hudson	Offensive Line	1992	Southern California
Jackson, Milt	Wide Receivers	1998	Tulsa
James, Ned	Offensive Assistant	1995-96	New Mexico
	Defensive Assistant	1997	
	Linebackers	1998	Missouri
Johnson, Jim			
Johnston, Kent	Strength & Conditioning	1999-	Stephen F. Austin
Kennan, Larry	Offensive Coordinator/QBs	1992-94	LaVerne
Knox, Chuck	Head Coach	1983-91	Juniata
Krein, Darren	Assistant Strength & Cond.	1997-98	Miami
Lappano, Tim	Running Backs	1998	Idaho
Lauterbur, Frank	Defensive Line	1982	Mt. Union
LeDuc, Dana	Strength & Conditioning	1995-98	Texas
Leggett, Earl	Defensive Line	1976-77	Louisiana State
Lind, Jim	Linebackers	1999	Bemidji (Minn.) State
	Tight Ends	2000	
Lopez, Clayton	Defensive Quality Control	1999-	Nevada
Lovat, Tom	Offensive Line	1999-	Utah
MacDonald, Andy	Running Backs	1976-82	Central Michigan
Matsumoto, Arnie	Staff Assistant	1989-95	Lewis and Clark
McCormack, Mike	Head Coach	1982	Kansas
McMackin, Greg	Defensive Coordinator	1995-98	So. Oregon State
Meyer, Ken	Quarterbacks	1983-91	Denison
Meyers, Bill	Assistant Offensive Line	1998	Stanford
Mitchell, Stump	Running Backs	1999-	Citadel
Moore, Steve	Wide Receivers	1983-85	Cal-Santa Barbara
	Offensive Coordinator/WRs	1986-88	
	Defensive Line	1978-81	
Mora, Jim	Special Assignments	1990-91	Occidental
Moyer, Paul	DBs/Asst. Special Teams	1992-94	Arizona State
Mudd, Howard	Offensive Line	1978-82	Hillsdale
		1993-97	
Murphy, Mike	Linebackers	1995-97	Huron
Olson, Rich	Quarterbacks	1995-98	Washington State
Patera, Jack	Head Coach	1976-82	Oregon

Peccatiello, Larry	Linebackers	1976-77	William and Mary
	Defensive Coordinator/LBs	1978-80	
Perry, Rod	Defensive Backs	1989-91	Colorado
Prochaska, Ray	Offensive Coordinator/OL	1983-85	Nebraska
Purnell, Russ	Special Assignments	1986	Whittier
	TEs/Asst. Special Teams	1987-91	
	TEs/Special Teams	1992-94	
Raines, Frank	Strength & Conditioning	1990-94	George Mason
Rhome, Jerry	QB/WRs/TEs	1976-77	Tulsa
	Offensive Coord./QB/WRs/TEs	1978-79	
	Offensive Coord./QB/WRs	1979-82	
Roach, Dick	Defensive Assistant	1999-	Black Hills State
Robinson, Willy	Defensive Backs	1995-98	Fresno State
Rodriguez, Pete	Asst. Head Coach/Special Teams	1998	Western St. (Colorado)
	Special Teams Coordinator	1999-	
Shelmon, Clarence	Running Backs	1992-97	Houston
Sheppard, Mike	Quarterbacks	1999-	California Lutheran
Sherman, Mike	Offensive Coordinator	1999	Central Connecticut State
Shurmur, Fritz	Defensive Coordinator	1999	Albion College (Michigan)
Sidwell, Steve	Defensive Coordinator	2000	Colorado
Simpson, Jackie	Defensive Coord./LBs	1981-82	Mississippi
Smith, Gregg	Assistant Head Coach/TEs	1995-96	Idaho
	Asst. Head Coach/Offensive Line	1997	
	Offensive Line	1998	
Springer, Rod	Assistant Strength & Cond.	1999	Tarleton State
Stephenson, Kent	Offensive Line	1985-91	Northern Iowa
Tillman, Rusty	Special Teams	1979-82	Northern Arizona
	Special Teams/TEs	1983-86	
	Special Teams/LBs	1987-91	
	Defensive Coordinator/LBs	1992-94	
Vitt, Joe	Special Assignments	1982-91	Towson State
Yarber, Eric	Offensive Quality Control	1998	Idaho
Zorn, Jim	Offensive Assistant	1997	Cal Poly-Pomona


ALL-TIME ROSTER

<u>PLAYER</u>	<u>POSITION</u>	<u>YEARS</u>	<u>GP</u>	<u>GS</u>	<u>COLLEGE</u>
Abramowitz, Sid	T	1984	4	0	Tulsa
Adams, Sam	DT-DE	1994-99	89	66	Texas A&M
Adams, Theo	T	1992	10	0	Hawaii
Adkins, Sam	QB	1977-82	10	0	Wichita State
Agee, Tommie	FB	1988	16	0	Auburn
Ahrens, Dave	LB	1990	10	3	Wisconsin
Aiu, Charlie	G	1978	1	0	Hawaii
Allen, Harvey	S	1987	2	2	Nevada-Las Vegas
Allert, Ty	LB	1990	1	0	Texas
Allred, Brian	CB	1993-94	4	0	Sacramento State
Alvarez, Wilson	K	1981	4	0	S.E. Louisiana
Anderson, Eddie	S	1986	5	0	Fort Valley State
Anderson, Fredell	DE	1980-82	22	6	Prairie View
Andrews, Ricky	LB	1990	15	0	Washington
Andrews, Tom	C-G	1987	2	2	Louisville
Atkins, James	T-G	1994-97	49	37	S.W. Louisiana
August, Steve	T	1977-84	97	90	Tulsa
B					
Bachman, Ted	CB	1976	5	0	New Mexico State
Baham, Curtis	CB	1987	3	0	Tulane
Bailey, Edwin	G-T	1981-91	139	120	South Carolina State
Bailey, Karsten	WR	1999	2	0	Auburn
Ballard, Howard	T	1994-98	74	74	Alabama A&M
Barbay, Roland	NT	1987	5	0	Louisiana State
Barber, Michael	LB	1995-97	21	9	Clemson
Barisich, Carl	DE	1976	14	7	Princeton
Barr, Robert	T	1996	*0	0	Rutgers
Bates, Michael	WR	1993-94	31	1	Arizona
Beamon, Autry	S	1977-79	45	39	East Texas State
Bebout, Nick	T	1976-79	56	55	Wyoming
Beede, Frank	G	1996-99	39	8	Panhandle State

Beeson, Terry	LB	1977-81	77	67	Kansas
Bell, Coleman	TE	1996	*0	0	Miami
Bell, Mark	TE-DE	1979-80, 82	41	2	Colorado State
Bellamy, Jay	S	1994-99	82	39	Rutgers
Bengen, Brant	WR	1987	3	0	Idaho
Benjamin, Tony	FB	1977-79	28	1	Duke
Berry, Ray	LB	1993	8	2	Baylor
Berti, Tony	G-T	1998	*0	0	Colorado
Bickett, Duane	LB	1994-95	22	1	Southern California
Bitterlich, Don	K	1976	3	0	Temple
Blackmon, Robert	S	1990-96	106	96	Baylor
Blackshear, Jeff	G	1993-95	47	21	Northeast Louisiana
Blackwood, Lyle	S	1976	11	0	Texas Christian
Blades, Bennie	S	1997	10	9	Miami
Blades, Brian	WR	1988-98	156	122	Miami
Bloodorn, Greg	G	1997-99	12	0	Cornell
Blue, Anthony	CB	1987	3	0	Nevada-Las Vegas
Bolcar, Ned	LB	1990	5	0	Notre Dame
Bolton, Andrew	RB	1976	5	2	Fisk
Borchardt, Jon	G-T	1985-87	42	4	Montana State
Bosworth, Brian	LB	1987-89	24	24	Oklahoma
Bouyer, Willie	WR	1989-90	1	0	Michigan State
Bowman, Barry	P	1987	1	0	Louisiana Tech
Bownes, Fabien	WR	1999	15	0	Western Illinois
Boyd, Dennis	DE-DT-T	1977-79, 81-82	59	27	Oregon State
Boyd, Jerome	LB	1983	5	0	Oregon State
Bradley, Ed	LB	1976	14	14	Wake Forest
Brandon, David	LB	1993-94	20	0	Memphis State
Brilz, Darrick	G-C	1989-93	78	44	Oregon State
Brinson, Larry	RB	1980	8	0	Florida
Brock, Lou	CB	1988	1	0	Southern California
Broussard, Steve	RB	1995-98	58	2	Washington State
Brown, Arnold	CB	1987	2	0	No. Carolina Central
Brown, Chad	LB	1997-99	46	46	Colorado
Brown, Dave	S-CB	1976-86	159	159	Michigan
Brown, Reggie	FB	1996-99	50	9	Fresno State
Brown, Theotis	RB	1981-83	22	7	UCLA
Brown, Tony	CB	1994-95	29	5	Fresno State
Bryant, Beno	RB	1994	2	0	Washington
Bryant, Cullen	FB	1983-84	19	5	Colorado
Bryant, Jeff	DE-DT	1982-93	175	167	Clemson
Bullard, Louis	T	1978-80	36	15	Jackson State
Burnham, Tim	T	1987-88	3	3	Washington
Burse, Tony	FB	1987	12	0	Middle Tennessee St.
Bush, Blair	C	1983-88	82	78	Washington
Butler, Chuck	LB	1984	8	0	Boise State
Butler, Hillary	LB	1998	7	0	Washington
Butler, Keith	LB	1978-87	146	132	Memphis State
Butler, Ray	WR	1985-88	41	8	Southern California

C

Cain, Joe	LB	1989-92, 97	68	13	Oregon Tech
Caldwell, Tony	LB	1987	1	1	Washington
Campbell, Jack	T	1982	1	0	Utah
Canty, Chris	CB	1999	14	1	Kansas State
Carr, Roger	WR	1982	9	2	Louisiana Tech
Castor, Chris	WR	1983-84	23	0	Duke
Chadwick, Jeff	WR	1989-91	39	0	Grand Valley State
Childs, Jason	G	1993	*0	0	North Dakota
Clancy, Sam	DE	1983	13	0	Pittsburgh
Clark, Bernard	LB	1991	2	0	Miami
Clark, Greg	LB	1992	12	0	Arizona State
Clark, Louis	WR	1987-92	55	15	Mississippi State
Clarke, Ken	NT	1988	16	1	Syracuse
Clune, Don	WR	1976	9	1	Penn
Cochran, Antonio	DT	1999	4	0	Georgia
Coder, Ron	G	1976-77, 79	43	19	Penn State
Coffield, Randy	LB	1976	13	0	Florida State
Collins, Greg	LB	1976	13	0	Notre Dame
Collins, Mark	S	1998	9	0	Cal State Fullerton
Coleman, Andre	WR	1997	2	0	Kansas State
Colquitt, Jimmy	P	1985	2	0	Tennessee
Comeaux, Darren	LB	1988-91	50	39	Arizona State
Cooke, Bill	DE-DT	1978-80	34	3	Massachusetts
Corley, Chris	TE	1987	1	0	South Carolina
Cortes, Julio	LB	1987	3	3	Miami
Cotton, Marcus	LB	1991	3	0	Southern California



Linebacker Joe Cain enjoyed two stints with the Seahawks, 1989-92 and 1997.

Covington, Tony	S	1995	11	0	Virginia
Cowlings, Al	DE	1976	1	0	Southern California
Crawford, Rufus	RB	1978	16	0	Virginia State
Croel, Mike	DE	1998	11	0	Nebraska
Cronan, Peter	LB	1977-79, 81	50	3	Boston College
Crumpler, Carlester	TE	1994-98	69	31	East Carolina
Cryder, Bob	T	1984-86	32	25	Alabama
Cunningham, Ed	C	1996	11	3	Washington
Cunningham, T.J.	S	1996	9	0	Colorado
Curtis, Mike	LB	1976	14	14	Duke

D

Daniels, David	WR	1991-92	29	1	Penn State
Daniels, Phillip	DE	1996-99	60	41	Georgia
Darby, Alvis	TE	1976	1	0	Florida
Davis, Anthony	LB	1993	10	0	Utah
Davis, Brian	CB	1991-92	29	2	Nebraska
Davis, Fred	CB	1987	1	1	Western Carolina
Davis, Harlan	CB	1991	0	0	Tennessee
Davis, Tyree	WR	1997	14	1	Central Arkansas
Dawkins, Sean	WR	1999	16	13	Cal
Dean, Vernon	S	1988	16	0	San Diego State
Dee, Donnie	TE	1989	3	3	Tulsa
Demarie, John	G	1976	9	8	Louisiana State
DeVita, Rob	LB	1987	1	0	Illinois Benedictine
Dion, Terry	DE	1980	9	2	Oregon
Dixon, Zachary	RB	1983-84	26	2	Temple
Dodge, Dedrick	S	1991-92	25	0	Florida State
Donaldson, Ray	C	1993-94	32	32	Georgia
Donnelly, Rick	P	1990-91	19	0	Wyoming
Doornink, Dan	FB-RB	1979-85	92	44	Washington State
Dorning, Dale	DE	1987	3	3	Oregon
Dorris, Andy	DE	1977	4	1	New Mexico State
Dove, Wes	DE	1987	2	0	Syracuse
Duckett, Forey	S	1994	2	0	Nevada
Dufek, Don	S	1976-77, 79-84	95	6	Michigan
Dugan, Bill	G	1981-83	40	5	Penn State

E

Easley, Kenny	S	1981-87	89	87	UCLA
East, Ron	DT	1977	14	14	Montana State
Edmonds, Bobby Joe	RB	1986-88	42	0	Arkansas

Edmunds, Ferrell	TE	1993-94	23	23	Maryland
Edwards, Antonio	DE	1993-97	51	24	Valdosta State
Edwards, Randy	DE-NT	1984-87	52	4	Alabama
Eisenhooth, John	NT	1987	1	0	Lock Haven
Eisenhooth, Stan	C	1987-88	13	0	Towson State
Eller, Carl	DE	1979	16	8	Minnesota
Eloms, Joey	CB	1998-99	6	0	Indiana
Engles, Rick	P	1976-77	15	0	Tulsa
Essink, Ron	T	1980-85	83	70	Grand Valley State
Evans, Norm	T	1976-78	38	25	Texas Christian
Evans, Russell	WR	1987	1	0	N.E. Missouri State

F

Fairbanks, Don	DE	1987	3	3	Colorado
Fanning, Mike	DE	1984	16	0	Notre Dame
Farrell, Sean	G	1992	6	0	Penn State
Fauria, Christian	TE	1995-99	74	51	Colorado
Feagles, Jeff	P	1998-99	32	0	Miami
Feasel, Grant	C	1987-93	91	51	Abilene Christian
Fenner, Derrick	RB	1989-91	32	23	North Carolina
Ferguson, Duke	WR	1977-79	33	8	San Diego State
Fifer, Bill	T	1979	*0	0	West Texas State
Fields, Scott	LB	1999	2	0	Southern California
Finzer, Dave	P	1985	12	0	DePauw
Fiones, Brian	LB	1981-82	13	0	Washington State
Foley, Glenn	QB	1999	2	1	Boston College
Frank, Malcolm	CB	1992	15	0	Baylor
Franklin, Byron	WR	1985-87	33	1	Auburn
Franklin, Jethro	DE	1989	7	1	Fresno State
Frier, Mike	DT	1994	2	0	Appalachian State
Friesz, John	QB	1995-98	21	11	Idaho
Fuller, Randy	CB	1999	2	0	Tennessee State

G

Gaines, Greg	LB	1981, 83-88	88	43	Tennessee
Galloway, Joey	WR	1995-99	71	67	Ohio State
Gamache, Vince	P	1986	16	0	Cal State-Fullerton
Garcia, Frank	P	1981	1	0	Arizona
Geddes, Ken	LB	1976-78	36	25	Nebraska
Gelbaugh, Stan	QB	1992-96	13	9	Maryland
Gilbert, Gale	QB	1985-86	25	2	California
Glasgow, Nesby	S	1988-92	77	30	Washington
Glaze, Charles	CB	1987	3	2	South Carolina State
Glover, Kevin	C	1998-99	14	14	Maryland
Godfrey, Chris	G	1988	9	2	Michigan
Graff, Neil	QB	1976	*0	0	Wisconsin
Graham, David	DE-NT	1982, 1987	6	2	Morehouse
Graham, Derrick	G	1996-97	25	25	Appalachian State
Graham, Jeff	QB	1993-94	*0	0	Long Beach State
Grant, Will	C	1986	7	6	Kentucky
Gray, Carlton	CB	1993-96	53	45	UCLA
Gray, Chris	G/C	1998-99	31	18	Auburn
Gray, Oscar	FB	1996-97	9	0	Arkansas
Green, Ahman	RB	1998-99	30	0	Nebraska
Green, Boyce	RB	1987	2	2	Carson-Newman
Green, Jacob	DE	1980-91	178	176	Texas A&M
Green, Jessie	WR	1979-80	23	0	Tulsa
Green, Paul	TE	1992-94	35	23	Southern California
Green, Sammy	LB	1976-79	60	44	Florida
Green, Tony	KR	1979	11	0	Florida
Greene, Andrew	G	1998	4	0	Indiana
Greene, Danny	WR	1985	4	0	Washington
Gregory, Bill	DE-DT	1978-80	47	43	Wisconsin
Griffith, Russell	P	1987	2	0	Weber State

H

Habib, Brian	G	1998-99	32	32	Washington
Hackett, Dino	LB	1993	3	0	Appalachian State
Hagen, Mike	FB	1987	2	1	Montana
Hagler, Scott	K	1987	2	0	South Carolina
Hanks, Merton	S	1999	12	2	Iowa
Hanousek, Matt	T-G	1987	3	3	Utah State
Hansen, Don	LB	1976	2	0	Illinois
Hardy, Andre	FB	1985	3	1	St. Mary's
Hardy, Darryl	LB	1997	2	0	Tennessee
Hardy, Robert	DT	1979-82	54	53	Jackson State

Harmon, Kevin	RB	1988-89	9	0	Iowa
Harper, Dwayne	CB	1988-93	94	76	South Carolina State
Harris, Corey	CB	1995-96	32	32	Vanderbilt
Harris, Elroy	RB	1989	14	0	Eastern Kentucky
Harris, Franco	FB	1984	8	6	Penn State
Harris, John	S	1978-85	119	112	Arizona State
Harris, Richard	DE-DT	1976-77	28	24	Grambling
Harris, Ronnie	WR	1994-98	44	0	Oregon
Harrison, Martin	DE	1997	8	0	Washington
Hart, Roy	NT	1988-89	16	1	South Carolina
Hauck, Tim	S	1997	16	0	Montana
Hayes, Eric	DT	1990-91	21	3	Florida State
Heck, Andy	T-G	1989-93	77	70	Notre Dame
Heller, Ron	TE	1990, 1992	32	16	Oregon State
Hernandez, Matt	T	1983	8	1	Purdue
Herrera, Efren	K	1978-81	60	0	UCLA
Hicks, Mark	LB	1983	10	1	Arizona State
Hines, Andre	T	1980	9	0	Stanford
Hire, Doug	C	1987	3	1	Linfield
Hitchcock, Bill	T-G	1991-94	51	39	Purdue
Hoaglin, Fred	C	1976	13	7	Pittsburgh
Hobbs, Daryl	WR	1997	10	0	Pacific
Hollie, Doug	DE	1987-88	5	0	Southern Methodist
Hollis, David	CB-S	1987-89	27	0	Nevada-Las Vegas
Howard, Ron	TE	1976-78	42	36	Seattle
Huard, Brock	QB	1999	*0	0	Washington
Hudson, Gordon	TE	1986	16	4	Brigham Young
Hughes, David	FB	1981-85	69	27	Boise State
Hughes, Van D	T	1987	1	1	Southwest Texas State
Hunter, Al	RB-FB	1977-80	53	5	Notre Dame
Hunter, John	G	1992	5	3	Brigham Young
Hunter, Patrick	CB	1986-94	120	99	Nevada-Reno
Hyde, Glenn	C	1986	3	0	Pittsburgh

I

Innocent, Dou	WR	1996	4	0	Mississippi
Irvin, Darrell	DE	1983	16	0	Oklahoma
Ivory, Horace	RB	1981-82	12	0	Oklahoma

J

Jackson, Harold	WR	1983	15	6	Jackson State
Jackson, Joe	LB	1987	3	0	San Francisco State
Jackson, Michael	LB	1979-86	105	78	Washington
Jackson, Terry	CB	1984-85	32	0	San Diego State
James, Toran	LB	1998	#0	0	North Carolina A&T
Jefferson, James	CB	1989-93	58	3	Texas A&I
Jenkins, Melvin	CB	1987-90	60	20	Cincinnati
Jodat, Jim	FB	1980-81	28	18	Carthage
Johns, Paul	WR	1981-84	40	18	Tulsa
Johnson, Dustin	FB	1999	1	0	Brigham Young
Johnson, Gregory	CB	1981-83, 86	56	3	Oklahoma State
Johnson, Johnnie	S	1989	3	1	Texas
Johnson, M.L.	LB	1987-89	37	9	Hawaii
Johnson, Norm	K	1982-90	134	0	UCLA
Johnson, Tracy	FB	1992-95	63	15	Clemson
Jolley, Gordon	G-T	1976-77	26	15	Utah
Jones, Ernie	CB	1976	9	3	Miami
Jones, Horace	DE	1977	1	0	Louisville
Jones, James	FB	1989-92	50	7	Florida
Jones, Mike	LB	1977	12	0	Jackson State
Jones, Mike	TE	1992	4	1	Texas A&M
Jones, Rod	TE	1989	4	0	Washington
Jones, Selwyn	CB	1995-96	31	1	Colorado State
Jones, Walter	T	1997-99	44	44	Florida State
Jordan, Charles	WR	1999	4	1	Long Beach City
Joseph, Kerry	S	1998-99	32	4	McNeese State
Joyce, Matt	G	1995	16	13	Richmond
Juma, Kevin	WR	1987	3	2	Idaho
Junior, E.J.	LB	1992-93	9	0	Alabama
Junkin, Trey	TE	1990-95	92	2	Louisiana Tech
Justin, Kerry	CB	1978-83, 86-87	105	35	Oregon State

K

Kaiser, John	LB	1984-86	48	0	Arizona
Kane, Tommy	WR	1988-92	46	26	Syracuse

Kasay, John	K	1991-94	64	0	Georgia
Kauahi, Kani	C	1982-86	60	5	Hawaii
Kaumeyer, Thom	S	1989-90	8	0	Oregon
Keel, Mark	TE	1987	3	3	Arizona
Kcim, Mike	T	1992-95	27	0	Brigham Young
Kemp, Jeff	QB	1987-91	55	7	Dartmouth
Kendall, Pete	G	1996-99	60	59	Boston College
Kennedy, Cortez	DT	1990-99	151	137	Miami
King, Lamar	DE	1999	15	0	Saginaw Valley State
Kinlaw, Reggie	NT	1985-86	30	5	Oklahoma
Kitna, Jon	QB	1997-99	24	21	Central Washington
Kraayeveld, Dave	DE-DT	1978	12	0	Milton
Krieg, Dave	QB	1980-91	129	116	Milton
Kuehn, Art	C-G	1976-82	98	33	UCLA
Kyle, Jason	LB	1995-98	48	0	Arizona

L

LaBounty, Matt	DE	1996-99	51	7	Oregon
Lambert, Dion	S	1994-95	1	1	UCLA
Lane, Eric	FB-RB	1981-87	97	12	Brigham Young
Largent, Steve	WR	1976-89	200	197	Tulsa
Laughton, Jim	TE	1986	6	0	San Diego State
Lavine, Paul	LB	1987	3	1	Utah State
Le Bel, Harper	TE	1989	16	0	Colorado State
Lee, Ronnie	T	1990-92	34	21	Baylor
Lewis, Will	CB	1980-81	26	0	Millersville State
Leyboldt, John	K	1976-78	25	0	No College
Lincoln, Jeremy	CB	1997	12	3	Tennessee
Lindley, David	QB	1987	*0	0	Linfield
Logan, James	LB	1995-99	47	4	Memphis
Long, Doug	WR	1977-78	16	0	Whitworth
Loville, Derek	RB	1990-91	27	1	Oregon
Lurtsema, Bob	DE-DT	1976-77	27	25	Western Michigan
Lynch, Tom	G	1977-80	60	48	Boston College

M

Mack, Kim	S	1987	1	0	Florida State
Mangiero, Dino	NT	1984	15	0	Rutgers
Marinaro, Ed	FB	1977	2	0	Cornell
Martin, Amos	LB	1977	2	0	Louisville
Martin, Kelvin	WR	1993-94	32	29	Boston College
Mathison, Bruce	QB	1987	3	2	Nebraska
Matties, Ron	T	1986-90	75	59	Virginia



Running back Eric Lane (1981-87) was a special teams standout.

Matthews, Al	S	1976	14	14	Texas A&I
Mawae, Kevin	C-G	1994-97	62	59	Louisiana State
Maxwell, Vernon	LB	1989	9	7	Arizona State
May, Deems	TE	1997-99	47	0	North Carolina
Mayes, Derrick	WR	1999	16	15	Notre Dame
Mayes, Rueben	RB	1992-93	17	0	Washington State
McAlister, Ken	S	1982-83	11	0	San Francisco
McCloughan, Dave	CB-S	1993-94	28	12	Colorado
McCrary, Michael	DE	1993-96	58	13	Wake Forest
McCullum, Sam	WR	1976-81	91	78	Montana State
McCutcheon, Lawrence	FB	1980	8	1	Colorado State
McDaniel, Terry	CB	1998	9	0	Tennessee
McElroy, Vann	S	1990	10	0	Baylor
McEndoo, Jason	C	1998	1	0	Washington State
McGrath, Mark	WR	1981	6	0	Montana State
McGwire, Dan	QB	1991-94	12	5	San Diego State
McKenzie, Reggie	G	1983-84	24	22	Michigan
McKinnis, Hugh	FB	1976	11	5	Arizona State
McKnight, James	WR	1994-98	60	7	Liberty
McMakin, John	TE	1976	12	1	Clemson
McMillan, Eddie	CB	1976-77	28	28	Florida State
McMillian, Henry	DE	1995-96	4	0	Florida
McNeal, Travis	TE	1989-91	48	24	Tenn-Chattanooga
McShane, Charles	LB	1977-79	29	0	Cal Lutheran
McVeigh, John	LB	1987	3	3	Miami
Merriman, Sam	LB	1983-87	71	1	Idaho
Metzelaars, Pete	TE	1982-84	34	13	Wabash
Mili, Itula	TE	1998-99	23	2	BYU
Millard, Bryan	G-T	1984-91	121	99	Texas
Millard, Keith	DT	1992	2	0	Washington State
Miller, Darrin	LB	1988-89	32	0	Tennessee
Miller, Donald	LB	1990	7	0	Idaho State
Miller, Terry	RB	1981	1	0	Oklahoma State
Milne, Brian	FB	1999	10	0	Penn State
Minor, Vic	S	1980-81	20	0	Northeast Louisiana
Mirer, Rick	QB	1993-96	55	51	Notre Dame
Mitz, Alonzo	DE	1986-89	40	7	Florida
Montgomery, Glenn	DT	1996	7	1	Houston
Moody, Michael	T	1994	*0	0	Southern California
Moon, Warren	QB	1997-98	25	24	Washington
Moore, Alvin	RB	1987	1	0	Arizona State
Moore, Jeff	RB	1979-81	32	3	Jackson State
Moore, Mark	S	1987	5	0	Oklahoma State
Morris, Michael	LS	1990	4	0	N.E. Missouri State
Morris, Randall	RB	1984-88	61	2	Tennessee
Morton, Michael	RB	1987	2	0	Nevada-Las Vegas
Moss, Winston	LB	1995-97	46	46	Miami
Moyer, Paul	S	1983-89	98	30	Arizona State
Munson, Bill	QB	1976	6	0	Utah State
Murphy, Kevin	LB	1993	14	10	Oklahoma
Myer, Steve	QB	1976-79	13	4	New Mexico
Myles, DeShone	LB	1998-99	16	7	Nevada

N

Nash, Joe	DT-NT	1982-96	218	169	Boston College
Nelson, Ralph	RB	1976	7	3	No College
Newbill, Richard	LB	1990-92	10	0	Miami
Newton, Bob	G	1976-81	82	66	Nebraska
Niehhaus, Steve	DE-DT	1976-78	36	20	Notre Dame
Norman, Joe	LB	1979-81, 83	50	10	Indiana
Norman, Todd	G	1995	*0	0	Notre Dame

O

O'Brien, Mike	S	1979	3	0	California
O'Callaghan, John	TE	1987	1	0	San Diego State
Olds, Bill	FB	1976	1	1	Nebraska
Oms, Fred	LB	1987	2	0	Chapman College

P

Packer, Walter	CB-KR	1977	10	0	Mississippi State
Pardridge, Curt	WR	1987	3	0	Northern Illinois
Parker, Riddick	DT	1997-99	35	3	North Carolina
Parros, Rick	FB-RB	1985, 1987	5	1	Utah State
Peets, Brian	TE	1978-79	25	14	Pacific
Pencheon, Bob	G	1976	13	13	Alcorn A&M
Perryman, Dean	C	1987	1	0	Washington

Peterson, Todd	K	1995-99	80	0	Georgia
Polowski, Larry	LB	1979	14	0	Boise State
Porter, Rufus	LB	1988-94	98	67	Southern
Powell, Alvin	G	1987-88	18	0	Winston-Salem State
Pratt, Robert	G	1982-85	52	52	North Carolina
Preece, Steve	S	1977	14	14	Oregon State
Price, Ernie	DE	1978-79	16	15	Texas A&I
Pritchard, Mike	WR	1996-99	62	41	Colorado
Proehl, Ricky	WR	1995-96	24	7	Wake Forest

R

Raible, Steve	WR	1976-81	83	8	Georgia Tech
Ramsey, Greg	DE	1987	2	0	Fresno State
Rayhle, Fred	TE	1977	2	0	Tenn-Chattanooga
Reece, Geoff	C	1977	5	0	Washington State
Rennaker, Terry	LB	1980	15	0	Stanford
Richards, Howard	T	1987	2	2	Missouri
Richardson, C.J.	S	1997	15	0	Miami
Richardson, Kyle	P	1997	2	0	Arkansas State
Ridgle, Elston	DE	1989	2	0	Nevada-Reno
Riley, Patrick	DT	1996	*0	0	Miami
Roberts, Ray	T	1992-95	57	46	Virginia
Robinson, Eugene	S	1985-95	170	152	Colgate
Robinson, Rafael	S	1992-95	51	5	Wisconsin
Robinson, Shelton	LB	1982-85	56	35	North Carolina
Roche, Alden	DE	1977-78	21	12	Southern
Rodenhauser, Mark	LS	1999	8	0	Illinois State
Rodgers, Tyrone	DT	1992-94	37	0	Washington
Rodriguez, Ruben	P	1987-89	44	0	Arizona
Rogers, Charlie	WR/KR	1999	12	0	Georgia Tech
Romes, Charles	CB	1987	#0	0	No. Carolina Central
Ross, Dan	TE	1985	10	5	Northeastern
Ross, Oliver	RB	1976	14	10	Alabama A&M
Rusk, Reggie	CB	1997-98	2	0	Kentucky

S

Sager, Ken	TE	1987	3	1	Western Washington
Saleaumua, Dan	DT	1997-98	27	15	Arizona State
Salisbury, Sean	QB	1986	0	0	Southern California
Sandifer, Bill	DT	1977-78	16	15	UCLA
Sanford, Rick	S	1985	5	0	South Carolina
Sawyer, John	TE	1977-78, 80-82	65	39	Southern Mississippi
Scales, Dwight	WR	1984	4	0	Grambling
Scholtz, Bruce	LB	1982-88	96	95	Texas
Schreiber, Adam	G	1984	6	0	Texas
Scoggins, Ron	T	1987	3	0	Nevada-Las Vegas
Seigler, Dexter	CB	1996-97	14	0	Miami
Sevy, Jeff	G-T	1979-80	19	5	California
Shaw, Bobby	WR	1998	1	0	California
Shaw, Rickie	T	1993	*0	0	North Carolina
Simmons, Anthony	LB	1998-99	28	20	Clemson
Simonson, Dave	T	1976	5	0	Minnesota
Simpson, Keith	CB-S	1978-85	108	70	Memphis State
Sims, David	FB-RB	1977-79	29	12	Georgia Tech
Sims, Jack	G	1987	3	2	Hawaii
Sinclair, Michael	DE	1991-99	112	72	Eastern New Mexico
Singer, Curt	T	1986, 90-91	24	0	Tennessee
Skansi, Paul	WR	1984-91	100	2	Washington
Skow, Jim	DE	1991	11	1	Nebraska
Smith, Dallis	S	1987	3	3	Valdosta State
Smith, Darrin	LB	1998-99	28	27	Miami
Smith, Lamar	RB	1994-97	43	4	Houston
Smith, Sherman	RB	1976-82	82	68	Miami, Ohio
Smith, Steve	FB	1994-95	25	7	Penn State
Snell, Donald	WR	1987	1	0	Virginia Tech
Spagnola, John	TE	1988	16	4	Yale
Speer, Del	S	1994	1	0	Florida
Springs, Shawn	CB	1997-99	42	42	Ohio State
Spitulski, Bob	LB	1992-94	26	1	Central Florida
Stark, Chad	FB	1987	2	0	North Dakota State
Stark, Rohn	P	1997	4	0	Florida State
Stephens, Rod	LB	1989-94	75	34	Georgia Tech
Stokes, Eric	S	1997-98	11	0	Nebraska
Stowe, Tyrone	LB	1995	6	6	Rutgers
Strong, Mack	RB	1994-99	84	31	Georgia
Stouffer, Kelly	QB	1988-92	22	16	Colorado State
Strozier, Wilbur	TE	1987	12	3	Georgia


Sutherland, Doug	DT	1981	16	6	Wisconsin-Superior
Sweeney, Jim	C	1995	16	16	Pittsburgh

T

Taylor, Cordell	CB	1999	2	0	Hampton
Taylor, Terry	CB	1984-88, 94	79	55	Southern Illinois
Teal, Jimmy	WR	1987-88	6	2	Texas A&M
Terry, Joe	LB	1987	2	0	Cal State-Hayward
Testerman, Don	FB	1976-78	44	26	Clemson
Thomas, Doug	WR	1991-93	39	4	Clemson
Thomas, Fred	CB	1996-99	45	5	Tennessee-Martin
Thomas, Garth	G	1987	1	1	Washington
Thomas, Ricky	S	1987	1	1	Alabama
Thomas, Robb	WR	1992-95	62	3	Oregon State
Thomas, Rodell	LB	1981-82	19	1	Alabama State
Tice, Mike	TE	1981-88, 90-91	130	83	Maryland
Tipton, Dave	DE	1976	12	12	Stanford
Tipton, Rico	LB	1987	3	2	Washington State
Tofflemire, Joe	C	1989-94	33	16	Arizona
Torretta, Gino	QB	1996-97	1	0	Miami
Treggs, Brian	WR	1992	2	0	California
Tuatagaloa, Natu	DE	1992-93	30	15	California
Tuiasosopo, Manu	DT-DE-NT	1979-83	73	64	UCLA
Turner, Daryl	WR	1984-87	59	40	Michigan State
Turner, Kevin	LB	1981	8	0	Pacific
Tuten, Rick	P	1991-97	101	0	Florida State
Tyler, Robert	TE	1989	9	9	South Carolina State

U

Unverzagt, Eric	LB	1996-97	9	0	Wisconsin
-----------------	----	---------	---	---	-----------



Tight end Mike Tice (1981-88, 90-91) is now a Minnesota Vikings assistant coach.

Vaughn, Jon	RB	1993-94	26	2	Michigan
V					
W					
Wagner, Vince	K	1981	*0	0	Northwestern, Minn.
Waits, Alex	P	1991	3	0	Texas
Walker, Brian	S	1999	5	0	Washington State
Walker, Byron	WR	1982-86	58	3	Citadel
Walker, Tim	LB	1980	16	0	Savannah State
Walsh, Jim	FB	1980	4	0	San Jose State
Warner, Curt	RB	1983-89	93	92	Penn State
Warren, Chris	RB	1990-97	123	89	Ferrum
Warren, Terrence	WR	1993-94	16	0	Hampton University
Watters, Orlando	CB	1994	16	8	Arkansas
Watters, Ricky	RB	1998-99	32	32	Notre Dame
Weaver, Herman	P	1977-80	61	0	Tulsa
Weber, Roger	G	1987	*0	0	Kent State
Webster, Cornell	CB	1977-80	52	33	Tulsa
Wedderburn, Floyd	T/G	1999	*0	0	Penn State
Weiner, Todd	T	1998-99	16	1	Kansas State
Wells, Dean	LB	1993-98	84	50	Kentucky
Werner, Matt	DE	1994	*0	0	UCLA
West, Jeff	P	1981-85	58	0	Cincinnati
Wheat, Warren	G	1989-91	16	7	Brigham Young
White, Chris	S	1987	1	0	Tennessee
White, Jim	DE	1976	2	0	Colorado State
White, Mike	DT	1981-82	20	8	Albany State
Wiley, Charles	DT	1987	1	1	Nevada-Las Vegas
Williams, Brent	DE	1994-95	21	19	Toledo
Williams, Darryl	S	1996-99	61	60	Miami
Williams, Eugene	LB	1982-83	13	1	Tulsa
Williams, Grant	T	1996-99	56	23	Louisiana Tech
Williams, James	FB	1987	1	0	Fresno State
Williams, John	FB	1985	2	0	Wisconsin
Williams, John L.	FB	1986-93	123	115	Florida
Williams, Lester	NT	1987	2	0	Miami
Williams, Robert	CB	1999	1	0	North Carolina
Williams, Ronnie	TE	1996	13	3	Oklahoma State
Williams, Willie	CB	1997-99	45	45	Western Carolina
Willis, Donald	G	1995	*0	0	North Carolina A&T
Willis, James	LB	1999	16	0	Auburn
Wilmer, Ray	S	1984	3	0	Louisiana Tech
Wilson, Robert	WR	1997-99	18	0	Florida A&M
Wilson, Mike	T	1986-89	60	60	Georgia
Wimmer, Gary	LB	1983	3	0	Stanford
Wooden, Terry	LB	1990-96	89	87	Syracuse
Woods, Larry	DT	1976	6	0	Tennessee State
Woods, Tony	LB-DE	1987-92	89	79	Pittsburgh
Woolsey, Rolly	CB	1976	14	11	Boise State
Wyman, David	LB	1987-92	61	56	Stanford
Y					
Yarno, John	C	1977-82	74	62	Idaho
Young, Charlie	TE	1983-85	45	43	Southern California
Young, Fredd	LB	1984-87	60	41	New Mexico State
Young, Renard	CB	1987	3	3	Nevada-Las Vegas
Z					
Zorn, Jim	QB	1976-84	126	100	Cal Poly-Pomona

* on active roster, but did not play in a game

1999 SEASON



1999 AFC WEST CHAMPIONS

1999 SEASON

1 Detroit Lions 28, Seattle Seahawks 20 Sunday, September 12, 1999 — Kingdome

The Seattle Seahawks dropped their season opener to the Detroit Lions, 28-20, at the Kingdome in front of a sellout crowd of 66,238. Seattle fell into an early first half hole down 25-7, but clawed back to within 25-20 with 7:11 to go in the game. After recovering a Seahawks fumble on the opening drive, Detroit capitalized and took a 3-0 lead. Detroit would score 15-straight points in the second quarter behind Lions QB Charlie Batch. In that quarter, Batch connected with WR Germaine Crowell on a 16-yard scoring toss and later found FB David Sloan from 5 yards away. On the ensuing drive, backed up near their own endzone, the Seahawks were forced to punt and the snap sailed high and out of the endzone for a safety. Seattle CB Willie Williams intercepted a Batch pass and took it 40 yards for a touchdown and the Seahawks first score. Detroit came back on the ensuing drive when Batch found Crowell in the endzone once again, this time from 40 yards away producing a 25-7 halftime lead. The Seahawks efforted a comeback behind QB Jon Kitna and WR Sean Dawkins as they teamed for two second-half touchdowns. Facing third down and 26 yards to go at midfield with 2:15 remaining in the game, Detroit completed a 19-yard screen pass, which put them in striking distance for Hanson to hit a 49-yard offering and a Lions' eight-point lead. Seattle would have one last chance in the final minutes, but facing a fourth-and-2 situation, Kitna's pass to WR Derrick Mayes was incomplete, allowing Detroit to take over and run out the clock.

Detroit	3	22	0	3	—	28
Seattle	0	7	7	6	—	20

DET	1	12:06	Hanson 51 FG [4-1, 1:16]
DET	2	14:55	Crowell 16 pass Batch (Hanson kick) [7-77, 3:01]
DET	2	10:26	Sloan 5 pass Batch (NG) [2-5, 0:43]
DET	2	9:28	Team Safety, May snap out of endzone
SEA	2	9:14	W. Williams 40 interception (Peterson kick)
DET	2	4:33	Crowell 41 pss Batch (Hanson kick) [9-83, 4:41]
SEA	3	3:29	Dawkins 26 pass Kitna (Peterson kick) [6-80, 2:42]
SEA	4	7:11	Dawkins 3 pass Kitna (2-Pt NG) [8-79, 3:33]
DET	4	2:10	Hanson 49 FG [8-43, 5:01]
Att.	—	66,238	

INDIVIDUAL STATISTICS

RUSHING					PASSING				
Detroit	Att	Yds	LG	TD	Seattle	Att	Yds	LG	TD
Rivers	16	96	14	0	Watters	13	21	9	0
Schlesinger	10	50	16	0	Kitna	1	7	7	0
Hill	7	24	19	0	Brown	1	3	3	0
Batch	3	-3	-1	0	Feagles	1	0	0	0
TOTAL	36	167	19	0	TOTAL	16	31	9	0

PASS RECEIVING					DEFENSE				
Detroit	A	C	Yds	TD	Seattle	A	C	Yds	TD
Batch	26	16	216	3	Kitna	30	20	202	2
TOTAL	26	16	216	3	TOTAL	30	20	202	2

PASS RECEIVING					DEFENSE				
Detroit	No	Yds	LG	TD	Seattle	No	Yds	LG	TD
Crowell	7	141	41t	2	Dawkins	7	85	26t	2
Rivers	4	39	19	0	Brown	5	25	13	0
Sloan	3	31	14	1	Watters	4	29	14	0
Schlesinger	1	5	5	0	Mayes	3	54	21	0
Irvin	1	0	0	0	Bowles	1	9	9	0
TOTAL	16	216	41t	3	TOTAL	20	202	26t	2

Detroit — Tackles: Boyd 6. Sacks: Porcher 3.0, Aldridge, Ellis, Stewart 1. Interceptions: None. Forced Fumbles: Westbrook, Carrier 1. Fumble Recoveries: Carrier 1.

Seattle — Tackles: Bellamy, Kennedy, D. Williams 7. Sacks: Brown 1.5, Daniels, Sinclair, Smith 1, Kennedy 0.5. Interceptions: W. Williams (TD) 1. Forced Fumbles: Logan 1. Fumble Recoveries: None.

TEAM STATISTICS

	Detroit	Seattle
Total First Downs	16	19
Third Down Eff.	5/14 36%	1/10 10%
Total Net Yards	369	205
Total Off. Plays	67	52
Avg. Per Play	4.6	1.9
Net Yards Rushing	167	31
Total Rushing Plays	36	16
Net Yards Passing	202	174
Times Sacked/Yards Lost	5/14	6/28
Pass Atts-Comps-Ints	26-16-1	30-20-0
Punts-No. And Avg.	7-39	6-48
Penalties-No. And Yards	11-123	5-34
Fumbles-No. And Lost	1-0	4-2
Touchdowns	3	3
Field Goals Made-Att	2-2	0-1
Time Of Possession	34:45	25:15

2 Seattle Seahawks 14, Chicago Bears 13 Sunday, September 19, 1999 — Soldier Field

Engineered by Glenn Foley who took over for an injured Jon Kitna(foot), the Seattle Seahawks gained their first victory of the Mike Holmgren era Sunday, September 19, by scoring two touchdowns in the final quarter in a come-from-behind, 14-13, victory in front of 66,944 fans at Soldier Field. Clinging to a one-point lead in the final eight seconds, the Seahawks watched Brian Gowins 48-yard field goal attempt sail wide right. The Bears paced the first three quarters with 13 points. The Bears fumbled on the opening drive, and the Seahawks would get another early break when a 50-yard field goal attempt from Brian Gowins, replacing an injured Jeff Jaeger, fell well short of the goalposts. After a scoreless first period, the Bears would take over at the Seahawks 37-yard line early in the second quarter following a botched punt attempt and took a, 7-0, lead when Enis plunged in the endzone from 2-yards out. The Bears took a 10-0 lead following a Gowins 29-yard field goal late in the half, and then put their final points on the board late in the third quarter. On the ensuing drive, Foley connected with Derrick Mayes for a 34-yard scoring pass and run to bring the Seahawks within a touchdown from taking the lead. After forcing a Bears punt, the Seahawks would use six plays encompassing 85 yards, capped off by Foley finding Fabien Bownes wide open down the right side line on a 49-yard pump-and-go for the go-ahead score. Ahead 14-13, the Seahawks defense stifled a 15-play drive in the final two minutes, forcing a long 48-yard field goal attempt.

Seattle	0	0	0	14	—	14
Chicago	0	10	3	0	—	13

CHI 2 10:20 Enis 2 run (Gowins kick) [5:31, 2:12]
 CHI 2 3:27 Gowins 29 FG [11-40, 4:57]
 CHI 3 2:07 Gowins 43 FG [10-33, 2:47]
 SEA 4 13:04 Mayes 34 pass Foley (Peterson kick) [9-80, 4:03]
 SEA 4 7:51 Bownes 49 pass Foley (Peterson kick) [6-85, 3:06]
 Att. — 66,944

INDIVIDUAL STATISTICS

RUSHING

Seattle	Att	Yds	LG	TD	Chicago	Att	Yds	LG	TD
Watters	23	99	16	0	Enis	25	94	10	1
Brown	1	2	2	0	Milburn	2	20	15	0
Foley	3	-1	0	0	Bennett	1	4	4	0
Feagles	1	-6	-6	0	Conway	1	-2	-2	0
					Matthews	1	-1	-1	0
TOTAL	28	94	16	0	TOTAL	30	115	15	1

PASSING

Seattle	A	C	Yds	TD	I	Chicago	A	C	Yds	TD	I
Foley	30	18	283	2	0	Matthews	42	22	212	0	0
						McNow	2	1	4	0	0
TOTAL	30	18	283	2	0	TOTAL	44	23	216	0	0

PASS RECEIVING

Seattle	No	Yds	LG	TD	Chicago	No	Yds	LG	TD
Mayes	7	137	34t	1	Robinson	3	42	24	0
Watters	3	34	24	0	Engram	3	33	21	0
Brown	3	26	19	0	Enis	3	29	16	0
Bownes	2	54	49t	1	Conway	3	26	17	0
Pritchard	1	21	21	0	Wetnight	3	17	14	0
Dawkins	1	7	7	0	Milburn	2	18	11	0
Mili	1	4	4	0	Allred	2	17	9	0
					Hallock	2	8	6	0
					Brooks	1	15	15	0
					Mayes	1	11	11	0
TOTAL	18	283	49t	2	TOTAL	23	216	24	0

DEFENSE

Seattle — Tackles: Smith, Logan 9. Sacks: Kennedy, Hanks 1. Interceptions: None. Forced Fumbles: None. Fumble Recoveries: Springs 1.

Chicago — Tackles: Harris 11. Sacks: Robinson 2, Burton, Holdman, Simmons 1, Tuinei, Wells 0.5. Interceptions: None. Forced Fumbles: Minter 1. Fumble Recoveries: Brooks, Harris, Minter 1.

TEAM STATISTICS

	Seattle	Chicago
Total First Downs	19	20
Third Down Eff.	6-13 46%	7/18 39%
Total Net Yards	343	311
Total Off. Plays	64	77
Avg. Per Play	5.4	4.0
Net Yards Rushing	94	115
Total Rushing Plays	28	30
Net Yards Passing	249	196
Times Sacked/Yards Lost	6/34	3/20
Pass Atts-Comps-Ints	30-18-0	44-23-0
Punts-No. And Avg.	6-34.8	5-47.6
Penalties-No. And Yards	8-70	13-89
Fumbles-No. And Lost	3-3	1-1
Touchdowns	2	1
Field Goals Made-Att	0-0	2-4
Time Of Possession	28:03	31:57

3 Seattle Seahawks 29, Pittsburgh Steelers 10

Sunday, September 26, 1999 — Three Rivers Stadium

The Seattle Seahawks flew by the Pittsburgh Steelers, 29-10 at Three Rivers Stadium in front of a crowd of 57,881. The Seahawks used a pair of fives to call the Steelers' hand. The Seahawks used five interceptions and five Todd Peterson field goals. The Seahawks owned a 14-0 lead before the offense even touched the field. Safety Merton Hanks returned an intercepted 23 yards for a touchdown on the third play of the game and Charlie Rogers returned a punt 94 yards for a touchdown, the longest in Seahawks history. Todd Peterson would get into the scoring action late in the first period with the first of four consecutive field goals with a 45-yard boot, set up by a 51-yard Jon Kitna completion to Mike Pritchard. Peterson connected on three second-quarter field goals from 51, 41 and 26 yards for a 26-0 halftime lead. Following a scoreless third period, the Steelers finally got on the board early in the fourth quarter when Kris Brown knocked through a 33-yard field goal. The Seahawks took a 29-10 lead when Peterson nailed his fifth offering of the day from 38 yards out. The Steelers added a late touchdown to end the scoring at 29-10. Seattle's starting nickel unit, comprised of Shawn Springs and Willie Williams and safeties Darryl Williams, Jay Bellamy and Merton Hanks each ended the game with one interception. The defense limited Steelers Jerome Bettis to only 39 yards on 11 carries on the day, including a mere 19 yards on nine carries in the first half.

Seattle	17	9	0	3	—	29
Pittsburgh	0	0	0	10	—	10

SEA	1	13:52	Hanks 23 Int Return (Peterson kick)
SEA	1	11:40	Rogers 94 Punt Return (Peterson kick)
SEA	1	6:53	Peterson 45 FG [5-60, 1:51]
SEA	2	9:53	Peterson 51 FG [7-17, 2:11]
SEA	2	3:14	Peterson 41 FG [8-57, 4:54]
SEA	2	0:02	Peterson 26 FG [7-68, 1:25]
PIT	4	12:03	K. Brown 33 FG [4-0, :46]
SEA	4	4:24	Peterson 38 FG [7-23, 4:43]
PIT	4	1:35	Edwards 16 Pass Tomczak (K. Brown kick) [1-16, 0:05]
Att.	— 57,881		

INDIVIDUAL STATISTICS

RUSHING

Seattle	Att	Yds	LG	TD	Pittsburgh	Att	Yds	LG	TD
Watters	29	98	18	0	Bettis	11	39	20	0
Brown	1	9	9	0	Huntley	5	19	9	0
Kitna	3	-3	0	0	Tomczak	1	4	4	0
Bownes	1	-14	-14	0	Stewart	2	3	3	0
TOTAL	34	90	18	0	TOTAL	19	65	20	0

PASSING

Seattle	A	C	Yds	TD	I	Pittsburgh	A	C	Yds	TD	I
Kitna	29	18	265	0	0	Tomczak	27	14	159	1	2
TOTAL	29	18	265	0	0	TOTAL	41	21	220	1	5

PASS RECEIVING

Seattle	No	Yds	LG	TD	Pittsburgh	No	Yds	LG	TD
Pritchard	6	90	51	0	Edwards	6	72	17	1
Dawkins	5	105	43	0	Hawkins	5	63	33	0
Mayes	3	28	14	0	Bruener	3	25	14	0
Fauria	2	30	15	0	Huntley	2	30	18	0
Watters	2	12	10	0	Ward	2	18	10	0
TOTAL	18	265	51	0	Bettis	2	9	6	0
					Zereoue	1	3	3	0
					TOTAL	21	220	23	1

DEFENSE

Seattle — Tackles: Smith 11. Sacks: Kennedy, Daniels 1.0. Interceptions: Bellamy, Hanks, Springs, D. Williams, W. Williams 1. Forced Fumbles: Kennedy 1. Fumble Recoveries: None.
Pittsburgh — Tackles: Holmes 14. Sacks: Roye 1. Interceptions: None. Forced Fumbles: Davis, Roye 1. Fumble Recoveries: Porter, Steed 1.

TEAM STATISTICS

	Seattle	Pittsburgh
Total First Downs	16	15
Third Down Eff.	7/17 41%	3/12 25%
Total Net Yards	341	272
Total Off. Plays	64	62
Avg. Per Play	5.3	4.4
Net Yards Rushing	90	65
Total Rushing Plays	34	19
Net Yards Passing	251	207
Times Sacked/Yards Lost	1/14	2/13
Pass Atts-Comps-Ints	29-18-0	41-21-5
Punts -No. And Avg.	4-38.5	5-56.0
Penalties-No. And Yards	7-50	5-43
Fumbles-No. And Lost	3-2	1-0
Touchdowns	2	1
Field Goals Made-Att	5-6	1-1
Time Of Possession	32:47	27:13

4 Seattle Seahawks 22, Oakland Raiders 21 Sunday, October 3, 1999 — Kingdome

The Seattle Seahawks made it three straight victories when they defeated the Oakland Raiders on ESPN's Sunday Night Football. Oakland jumped out to an early 7-0 on the game's initial possession. Seattle answered with their own scoring drive, a 28-yard Todd Peterson field goal. The Raiders countered with a touchdown and a 14-3 lead. The Seahawks ended the first half scoring when Jon Kitna hit Derrick Mayes from 29 yards out for the touchdown with just 59 seconds remaining. The Raiders held a 14-9 halftime lead after the two-point attempt failed. The Raiders scored first in the second half when Rich Gannon connected with Ricky Dudley for a 3-yard touchdown. From that point on, the Seahawks dominated the line of scrimmage and posted 13 straight points. Kitna led the Seahawks offense and connected on a 21-yard touchdown pass to Reggie Brown. After the Seahawks defense stopped the Raiders at their own 42, rookie punt returner Charlie Rogers returned the punt 68 yards to the Raiders 16-yard line setting up Peterson's second field goal of the day, this one from 29 yards out. A Darryl Williams interception at the Seattle 25-yard line helped lead to a Peterson 45 yard field goal, which would prove to be the difference in the game. Seattle tried to run out the clock, gaining possession with 3:37 left in the game and a one-point lead. Using 2:52, Jeff Feagles came on to boom a punt to the Oakland 13. The Raiders final drive with :45 remaining, ended with a 61-yard field goal attempt by Michael Husted, which landed short as time expired.

Oakland	7	7	7	0	—	21
Seattle	3	6	10	3	—	22

OAK	1	11:05	Wheatley 7 Run (Husted kick) [9-77, 3:55]
SEA	1	3:36	Peterson 28 FG [14-60, 7:29]
OAK	2	11:08	T. Brown 6 Pass Gannon (Husted kick) [14-87, 7:28]
SEA	2	0:59	Mayes 29 Pass Kitna (2-Pt failed) [5-50, :44]
OAK	3	11:24	Dudley 3 Pass Gannon (Husted kick) [6-17, 2:42]
SEA	3	6:46	R. Brown 21 Pass Kitna (Peterson kick) [11-75, 4:38]
SEA	3	1:58	Peterson 29 FG [4-5, 1:23]
SEA	4	10:07	Peterson 45 FG [9-48, 4:30]
Att.	—	66,400	

INDIVIDUAL STATISTICS

	Att	Yds	LG	TD	RUSHING				
					Seattle	Att	Yds	LG	TD
Wheatley	20	100	23	1	Watters	24	71	10	0
Kaufman	7	42	17	0	Brown	1	4	4	0
Gannon	2	13	9	0	Kitna	1	0	0	0
Crockett	3	11	5	0					
TOTAL	32	166	23	1	TOTAL	26	75	10	0

	A	C	Yds	TD	I	PASSING					
						Seattle	A	C	Yds	TD	I
Gannon	34	19	220	2	1	Kitna	30	15	213	2	1
TOTAL	34	19	220	2	1	TOTAL	30	15	213	2	1

	No	Yds	LG	TD	PASS RECEIVING				
					Seattle	No	Yds	LG	TD
Kaufman	5	41	20	0	Watters	5	55	24	0
Brown	4	56	22	1	Pritchard	3	59	26	0
Dudley	4	40	21	1	Mayes	2	36	29t	1
Jett	2	17	15	0	Fauria	2	17	9	0
Mickens	1	30	30	0	Brown	1	21	21t	1
Ritchie	1	19	19	0	Dawkins	1	17	17	0
Jordan	1	9	9	0	Mili	1	8	8	0
Wheatley	1	8	8	0					
TOTAL	19	220	30	2	TOTAL	15	213	29t	2

DEFENSE

Oakland — Tackles: Bickert 9. Sacks: Harris, Jackson 1. Interceptions: Turner 1. Forced Fumbles: Harris 1. Fumble Recoveries: None.
Seattle — Tackles: C. Brown 9. Sacks: Parker, Sinclair 1. Interceptions: D. Williams 1. Forced Fumbles: None. Fumble Recoveries: None.

TEAM STATISTICS

	Oakland	Seattle
Total First Downs	21	15
Third Down Eff.	9/16 56%	8/15 53%
Total Net Yards	383	276
Total Off. Plays	68	58
Avg. Per Play	5.6	4.8
Net Yards Rushing	166	75
Total Rushing Plays	32	26
Net Yards Passing	217	201
Times Sacked/Yards Lost	2/3	2/12
Pass Atts-Comps-Ints	34-19-1	30-15-1
Punts -No. And Avg.	5-35	4-47
Penalties-No. And Yards	9-88	5-40
Fumbles-No. And Lost	0-0	2-0
Touchdowns	3	2
Field Goals Made-Att	0-1	3-3
Time Of Possession	32:20	27:40

5 San Diego Chargers 13, Seattle Seahawks 10 Sunday, October 17, 1999 — Qualcomm Stadium

In an attempt to take over sole possession atop the AFC West, the Seahawks dropped their second game of the season, 13-10, to the San Diego Chargers in front of 59,432 at Qualcomm Stadium. A defensive struggle all day, the Seahawks forced four consecutive second half turnovers, but only converted one into points. Following several exchanged punts, Todd Peterson connected on a 40-yard field goal for a 3-0 lead. After an interception, Chargers Natrone Means scored from 5 yards out for a 7-3 lead just before the half. The Seahawks intercepted Chargers Erik Kramer on the first four second half possessions. The first interception came by Brian Walker, which set up a 1-yard Kitna-to-Itula Mili touchdown pass for a 10-7 lead in the third quarter. Chris Canty would come up with the Seahawks second followed by Cortez Kennedy's first-career interception. Willie Williams would put a halt to the Chargers drive when he intercepted the fourth pass of the half and gave Seattle the ball at their own 5-yard line. The Seahawks were unable to obtain a first down and were forced to punt. On the ensuing drive, Carney would hit his second offering of the game from 28 yards to tie the game at 10-10. San Diego regained possession following a Seattle punt with 1:34 left in the game. The Chargers drove to the Seahawks 23-yard line setting up Carney's game-winning 41-yard field goal as the clock expired.

	Seattle	0	3	7	0	—	10
	San Diego	0	7	0	6	—	13
SEA	2	4:13	Peterson	40 FG [9-57, 4:32]			
SD	2	0:42	Means	5 run (Carney kick) [6-34, 2:51]			
SEA	3	5:37	Mili	1 pass Kitna (Peterson kick) [6-34, 2:51]			
SD	4	2:54	Carney	28 FG [5-45, 2:39]			
SD	4	0:00	Carney	41 FG [6-45, 1:34]			
Att.	— 59,432						

INDIVIDUAL STATISTICS

Seattle		Att	Yds	LG	TD	RUSHING				
Watters	21	54	7	0	San Diego		Att	Yds	LG	TD
R. Brown	4	7	3	0	Means	17	35	11	1	
Kitna	1	0	0	0	Bynum	2	16	12	0	
Strong	1	0	0	0	Fletcher	2	-2	2	0	
TOTAL	27	61	7	0	TOTAL	21	49	12	1	

Seattle		A	C	Yds	TD	I	PASSING					
Kitna	29	17	151	1	1	San Diego		A	C	Yds	TD	I
						Kramer	44	27	296	0	4	
						Ricks	1	0	0	0	0	
Total	29	17	151	1	1	Total	45	27	296	0	4	

Seattle		No	Yds	LG	TD	PASS RECEIVING				
Fauria	4	60	25	0	San Diego		No	Yds	LG	TD
Mayes	4	32	9	0	Graham	6	92	41	0	
Pritchard	3	24	13	0	Fletcher	6	57	22	0	
Watters	2	12	9	0	Jones	5	74	20	0	
Brown	2	9	5	0	Stephens	3	22	14	0	
Dawkins	1	13	13	0	Ricks	2	22	14	0	
Mili	1	1	1	1	Means	2	7	4	0	
					Penn	1	16	16	0	
TOTAL	17	151	25	1	McCrary	1	5	5	0	
					TOTAL	27	296	41	0	

DEFENSE

Seattle — Tackles: Bellamy 9. Sacks: LaBounty, Parker 1. Interceptions: Canty, Kennedy, Walker, W. Williams 1. Forced Fumbles: None. Fumble Recoveries: None.
San Diego — Tackles: Seau 11. Sacks: Dumas, Hand, Simien 1. Interceptions: Lewis 1. Forced Fumbles: None. Fumble Recoveries: None.

TEAM STATISTICS

	Seattle		San Diego	
Total First Downs	16		19	
Third Down Eff.	3/13	23%	5/15	33%
Total Net Yards	201		330	
Total Off. Plays	59		68	
Avg. Per Play	3.4		4.9	
Net Yards Rushing	61		49	
Total Rushing Plays	27		21	
Net Yards Passing	140		281	
Times Sacked/Yards Lost	3/11		2/15	
Pass Atts-Comps-Ints	29-17-1		45-27-4	
Punts -No. And Avg.	8-41.4		5-47.0	
Penalties-No. And Yards	6-49		11-61	
Fumbles-No. And Lost	1-0		1-0	
Touchdowns	1		1	
Field Goals Made-Att	1-2		2-3	
Time Of Possession	28:04		31:56	

6 Seattle Seahawks 26, Buffalo Bills 16 Sunday, October 24, 1999 — Kingdome

The Seattle Seahawks improved to 4-2 when they defeated the Buffalo Bills, 26-16, in front of 66,301 fans at the Kingdome. The Hawks' defense allowed only 104 yards on the ground and registered 4 sacks. Ahman Green set the day's tone as he returned the opening kickoff 54 yards to the Bills' 33-yard line. Jon Kitna then passed to Derrick Mayes for a 7-yard touchdown. Todd Peterson booted 40 and 21-yard field goals in the first quarter on his way to four FGs on the day. Kitna and Mayes connected for another touchdown, this one from 47-yards away building a 20-0 lead. After a Peterson 42-yard field goal, the Bills used the final seconds of the first half efficiently as Steve Christie connected from 50 yards out to put the Bills on the board 23-3. Peerless Price was on the receiving end of a Flutie 18-yard touchdown pass in the third period closing the gap to 23-9 after the two-point attempt failed. Peterson split the uprights from 34 yards away stretching the lead to 26-9 in the fourth. Buffalo added one last touchdown when Flutie found Jay Riemersma from 1-yard away midway through the fourth quarter.

	Buffalo	0	3	6	7	—	16
	Seattle	13	10	0	3	—	26
SEA 1	12:30	Mayes 7 pass Kitna (Peterson kick) [5-38, 2:30]					
SEA 1	5:47	Peterson 40 FG [10-45, 3:53]					
SEA 1	1:39	Peterson 21 FG [6-33, 3:33]					
SEA 2	7:36	Mayes 43 pass Kitna (Peterson kick) [5-77, 2:31]					
SEA 2	0:17	Peterson 42 FG [9-49, 1:55]					
BUF 2	0:00	Christie 50 FG [2-26, 0:17]					
BUF 3	1:59	Price 18 pass Flutie (2-Pt NG) [15-84, 7:04]					
SEA 4	10:02	Peterson 34 FG [5-45, 2:23]					
BUF 4	7:32	Riemersma 1 pass Flutie (Christie kick) [9-79, 2:30]					
Att.	—	66,301					

INDIVIDUAL STATISTICS

RUSHING									
Buffalo	Att	Yds	LG	TD	Seattle	Att	Yds	LG	TD
Flutie	5	48	17	0	Watters	22	75	19	0
Smith	10	34	15	0	Green	3	29	16	0
Linton	8	23	6	0	Kitna	6	4	6	0
Hicks	1	-2	-2	0	Brown	1	2	2	0
TOTAL	24	103	17	0	TOTAL	32	110	19	0

PASSING											
Buffalo	A	C	Yds	TD	I	Seattle	A	C	Yds	TD	I
Flutie	50	24	294	2	2	Kitna	30	17	276	2	0
TOTAL	50	24	294	2	2	TOTAL	30	17	276	2	0

PASS RECEIVING									
Buffalo	No	Yds	LG	TD	Seattle	No	Yds	LG	TD
Price	5	106	45	1	Mayes	6	105	43	2
Loud	5	55	20	0	Dawkins	4	91	39	0
Williams	4	52	26	0	Fauria	3	42	19	0
Reed	4	31	14	0	Brown	3	37	26	0
Gash	2	16	10	0	Watters	1	1	1	0
Linton	2	11	9	0					
Collins	1	22	22	0					
Riemersma	1	1	1	1					
TOTAL	24	294	45	2	TOTAL	17	276	43	2

DEFENSE

Buffalo — Tackles: Jones 8. Sacks: Northern 1. Interceptions: None 1. Forced Fumbles: None. Fumble Recoveries: None.

Seattle — Tackles: C. Brown 14. Sacks: Brown, LaBounty, Sinclair 1.0. Interceptions: D. Smith (TD), Springs 1. Forced Fumbles: None. Fumble Recoveries: None.

TEAM STATISTICS

	Buffalo	Seattle
Total First Downs	25	18
Third Down Eff.	5/16 31%	5/15 33%
Total Net Yards	352	385
Total Off. Plays	78	63
Avg. Per Play	4.5	6.1
Net Yards Rushing	103	110
Total Rushing Plays	24	32
Net Yards Passing	249	275
Times Sacked/Yards Lost	4/45	1/1
Pass Atts-Comps-Ints	50-24-2	30-17-0
Punts-No. And Avg.	6-36	5-32
Penalties-No. And Yards	6-35	6-40
Fumbles-No. And Lost	1-1	0-0
Touchdowns	2	2
Field Goals Made-Att	1-1	4-4
Time Of Possession	30:49	29:11

7 Seattle Seahawks 27, Green Bay Packers 7

Monday, November 1, 1999 — Lambeau Field

Mike Holmgren had a happy homecoming as the Seahawks defeated the Packers 27-7 in Green Bay on ABC's Monday Night Football. Seattle extended their NFL Monday Night best record to 12-5 all time. Green Bay threatened to score first, but Ryan Longwell's 50-yard field goal attempt was blocked by Lamar King and returned 61 yards by Shawn Springs for a touchdown and a 7-0 lead near the end of the first quarter. Following an exchange of several punts, the Packers tied the game at 7-7 when Brett Favre connected with Corey Bradford on a 74-yard catch-and-run for a touchdown. The Hawks would fumble the ball over to the Packers later in the quarter, but once again on the very next play following the turnover, Seattle's defense got the ball right back when Kerry Joseph pounced on a Dorsey Levens fumble. Seattle took advantage on a spectacular, leaping 10-yard touchdown catch by Derrick Mayes from Kitna and a 14-7 lead. The Pack would threaten just before the half, but Favre was intercepted by Willie Williams with seconds left. The Seahawks scored on their opening drive of the second half when Kitna connected with Sean Dawkins from 2 yards, extending the lead to 21-7. Seattle would close out the game converting two fourth quarter Favre interceptions by Springs and Merton Hanks into two Todd Peterson field goals. In the game, Ricky Watters rushed for his first 100-yard game of the season with 125 yards on 31 carries. Watters extended his team's records to 24-2 when he tops the century mark in rushing. Cortez Kennedy paced the defensive line with his best performance in several years totaling three sacks.

Seattle	7	7	7	6	—	27
Green Bay	0	7	0	0	—	7

SEA	1	4:45	Springs 61 blocked FG return (Peterson kick)
GB	2	10:17	Bradford 74 pass Favre (Longwell kick) [4-85, 1:54]
SEA	2	5:48	Mayes 10 pass Kitna (Peterson kick) [6-52, 2:31]
SEA	3	10:30	Dawkins 2 pass Kitna (Peterson kick) [9-73, 4:30]
SEA	4	9:11	Peterson 19 FG [7-15, 4:07]
SEA	4	6:36	Peterson 29 FG [4-4, 2:14]
Att.	—	59,869	

INDIVIDUAL STATISTICS

	Att	Yds	LG	TD	RUSHING				
					Green Bay	Att	Yds	LG	TD
Seattle	31	125	45	0	Green Bay	24	104	15	0
Watters	2	4	4	0	Levens	3	16	10	0
Brown	3	3	5	0	Favre	2	5	4	0
Kitna	36	132	45	0	Mitchell	29	125	15	0
TOTAL					TOTAL				

	A	C	Yds	TD	I	PASSING					
						Green Bay	A	C	Yds	TD	I
Seattle	19	12	109	2	0	Green Bay	35	14	180	1	4
Kitna	6	2	32	0	0	Favre	41	16	212	1	4
TOTAL						TOTAL					

	No	Yds	LG	TD	PASS RECEIVING				
					Green Bay	No	Yds	LG	TD
Seattle	4	36	11	1	Green Bay	3	106	74t	1
Mayes	3	23	13	1	Bradford	3	30	13	0
Dawkins	2	11	10	0	Henderson	3	22	16	0
Fauria	1	21	21	0	Levens	3	21	12	0
Watters	1	11	11	0	Schroeder	2	10	9	0
Pritchard	1	7	7	0	Freeman	1	13	13	0
Mili	12	109	21	2	Hall	1	10	10	0
TOTAL					Davis	16	212	74t	1
					TOTAL				

DEFENSE

Seattle — Tackles: C. Brown 12. Sacks: Kennedy 3. Interceptions: Springs 2, Hanks, W. Williams 1. Forced Fumbles: Brown, Kennedy 1. Fumble Recoveries: Brown, Joseph, Sinclair 1.
 Green Bay — Tackles: Harris 10. Sacks: Holiday 2. Interceptions: None. Forced Fumbles: G. Brown 1. Fumble Recoveries: Harris, T. Williams 1.

TEAM STATISTICS

	Seattle	Green Bay
Total First Downs	12	17
Third Down Eff.	3/14 21%	5/17 29%
Total Net Yards	222	307
Total Off. Plays	57	74
Avg. Per Play	3.9	4.1
Net Yards Rushing	132	125
Total Rushing Plays	36	29
Net Yards Passing	90	182
Times Sacked/Yards Lost	2/19	4/30
Pass Atts-Comps-Ints	19-12-0	41-16-4
Punts-No. And Avg.	8-39	6-39
Penalties-No. And Yards	6-67	10-103
Fumbles-No. And Lost	5-2	5-3
Touchdowns	3	1
Field Goals Made-Att	2-2	0-1
Time Of Possession	31:08	28:52

8 Seattle Seahawks 37, Cincinnati Bengals 20

Sunday, November 7, 1999 — Kingdome

A balanced Seattle offense and big play defense led the Seahawks to their third consecutive win before a packed house of 66,303 in the Kingdome. The Hawks soared to a 28-10, first half lead led by Ricky Watters' 87 first-half rushing yards and accounted for the Hawks' first two touchdowns -- one rushing and one receiving. Watters ended the day with 133 yards on 27 carries for his second straight 100-yard game. Cortez Kennedy interrupted the Bengals' opening drive with his second-career interception and second of the season, which set up Watters' first rushing touchdown of the season from 19 yards. Following a Bengals 50-yard field goal by Doug Pelfrey, Watters was on the receiving end of a Kitna touchdown pass from 8 yards out extending the Seahawks lead to 14-3. The Bengals struck again in the first quarter when Jeff Blake connected with Carl Pickens on a 75-yard touchdown, only to be countered by a 20-yard touchdown play from Kitna to Mike Pritchard early in the second quarter to give the Seattle a 21-10 advantage. The Seahawks would take a 28-10 lead into the locker room when Derrick Mayes hauled in a touchdown pass from 10 yards out. Seattle would score on their initial drive of the half, extending the lead to 31-10 when Todd Peterson booted a 29-yard field goal, his first-of-three second half field goal. The Bengal added three points late in the third quarter before Peterson hit his second offering of the game, this one from 45 yards out. Blake scored from 1-yard away to close within two touchdowns, but a failed onside kick resulted in a short field for the Seahawks allowing Peterson to connect from 35 yards away and a 37-20 final.

	Cincinnati	10	0	3	7	—	20
	Seattle	14	14	3	6	—	37
OAK	1	6:05	Brown 28 pass Hollas (Davis kick) [8-63, 4:33]				
SEA	1	12:06	Watters 19 run (Peterson kick) [2-29, 0:39]				
CIN	1	10:02	Pelfrey 50 FG [8-52, 2:04]				
SEA	1	6:36	Watters 8 pass Kitna (Peterson kick) [7-67, 3:26]				
CIN	1	2:02	Pickens 75 pass Blake (Pelfrey kick) [1-75, 0:10]				
SEA	2	10:48	Pritchard 20 pass Kitna (Peterson kick) [7-56, 3:00]				
SEA	2	4:59	Mayes 10 pass Kitna (Peterson kick) [9-30, 4:24]				
SEA	3	10:45	Peterson 29 FG [9-58, 4:15]				
CIN	3	5:38	Pelfrey 34 FG [9-65, 5:07]				
SEA	4	12:25	Peterson 45 FG [11-42, 5:41]				
CIN	4	3:53	Blake 1 run (Pelfrey kick) [15-72, 8:32]				
SEA	4	1:30	Peterson 35 FG [8-17, 2:23]				
Att.	—	66,303					

INDIVIDUAL STATISTICS

RUSHING

Cincinnati	Att	Yds	LG	TD	Seattle	Att	Yds	LG	TD
Dillon	16	81	32	0	Watters	27	133	19t	1
Blake	5	34	16	1	Green	9	40	12	0
Basnight	1	1	1	0	Kitna	1	0	0	0
Yeast	1	-13	-13	0					
TOTAL	23	103	32	1	TOTAL	37	173	19t	1

PASSING

Cincinnati	A	C	Yds	TD	I	Seattle	A	C	Yds	TD	I
Blake	35	18	287	1	2	Kitna	24	14	202	3	2
Covington	3	2	15	0	0						
TOTAL	38	20	302	1	2	TOTAL	24	14	202	3	2

PASS RECEIVING

Cincinnati	No	Yds	LG	TD	Seattle	No	Yds	LG	TD
McGee	5	77	26	0	Mayes	5	61	19	1
Pickens	4	104	75t	1	Pritchard	3	61	32	1
Jackson	4	75	29	0	Dawkins	3	52	30	0
Battaglia	3	24	12	0	Fauria	1	14	14	0
N. Williams	2	15	8	0	Watters	1	8	8t	1
Basnight	2	7	8	0	Jordan	1	6	6	0
TOTAL	20	302	75t	1	TOTAL	14	202	32	3

DEFENSE

Cincinnati — Tackles: Clark 9. Sacks: Bell, Simmons 1. Interceptions: Hall, Spikes 1. Forced Fumbles: None. Fumble Recoveries: None.

Seattle — Tackles: D. Williams 8. Sacks: Daniels 1. Interceptions: Kennedy, Smith 1. Forced Fumbles: Daniels 1. Fumble Recoveries: None.

TEAM STATISTICS

	Cincinnati	Seattle
Total First Downs	19	26
Third Down Eff.	4/13 30%	5/10 50%
Total Net Yards	397	360
Total Off. Plays	62	63
Avg. Per Play	6.4	5.7
Net Yards Rushing	103	173
Total Rushing Plays	23	37
Net Yards Passing	294	187
Times Sacked/Yards Lost	1/8	2/15
Pass Atts-Comps-Ints	38-20-2	24-14-2
Punts-No. And Avg.	3-39.3	2-36.5
Penalties-No. And Yards	16-107	8-71
Fumbles-No. And Lost	1-0	1-0
Touchdowns	2	4
Field Goals Made-Att	2-2	3-3
Time Of Possession	30:27	29:33

9 Seattle Seahawks 20, Denver Broncos 17 Sunday, November 14, 1999 — Kingdome

The Seahawks defeated the Denver Broncos in a come-from-behind, 20-17, victory on ESPN's Sunday Night Football in front of a sold out Kingdome crowd of 66,314. Jon Kitna engineered a fourth-quarter drive that gave Seattle a 20-17 lead with 7:19 remaining in the game when he found Sean Dawkins crossing the middle for a 20-yard touchdown. A Todd Peterson 45-yard field goal gave Seattle an early 3-0 lead. On their next possession the Seahawks rode the arm of Jon Kitna as he completed 5-of-7 passes for 76 yards capped by a 10-yard touchdown strike to Derrick Mayes. The Hawks defense kept the Broncos at bay throughout the first half and provided a crucial interception by Kerry Joseph in the endzone as the Broncos threatened with 12 seconds to play in the half. The defending World Champions came out firing on all cylinders scoring 17 unanswered third quarter points. Down 17-10, Ahman Green ignited the comeback with a 52-yard kickoff return, which set up a Todd Peterson 43-yard field goal closing the score to 17-13. On the game-winning drive, Kitna connected on all four-pass attempts, including three of 20 yards or more, culminated by Kitna's clutch pass to Dawkins giving Seattle a 20-17 lead.

Denver	0	0	17	0	—	17
Seattle	3	7	0	10	—	20
SEA 1	8:27	Peterson 35 FG	[13-44, 4:49]			
SEA 2	12:52	Mayes 10 pass Kitna (Peterson kick)	[13-80, 6:32]			
DEN 3	11:43	Elam 25 FG	[6-18, 3:08]			
DEN 3	5:29	McCaffrey 23 pass Miller (Elam kick)	[7-40, 4:30]			
DEN 3	0:50	Griffith 1 pass Miller (Elam kick)	[5-70, 2:51]			
SEA 4	14:20	Peterson 43 FG	[6-13, 1:30]			
SEA 4	7:19	Dawkins 20 pass Kitna (Peterson kick)	[5-80, 2:42]			
Att.	—	66,314				

INDIVIDUAL STATISTICS

Denver		Seattle	
Att	Yds	LG	TD
Gary	26	65	10
Miller	4	20	13
Avery	1	2	2
TOTAL	31	87	13

RUSHING

Denver		Seattle	
Att	Yds	LG	TD
Watters	17	29	11
Green	2	13	12
Kitna	2	-1	0
TOTAL	21	41	12

PASSING

Denver		Seattle	
A	C	Yds	TD
Miller	30	20	239
TOTAL	30	20	239

PASS RECEIVING

Denver		Seattle	
No	Yds	LG	TD
R. Smith	7	63	14
McCaffrey	6	125	42
Gary	3	20	9
Griffith	2	21	20
Carswell	1	8	2
Chamberlain	1	2	2
TOTAL	20	239	42

DEFENSE

Denver — Tackles: Carter 7. Sacks: Wayne 1. Interceptions: James 1. Forced Fumbles: None. Fumble Recoveries: None.

Seattle — Tackles: Simmons 11. Sacks: C. Brown 1. Interceptions: Joseph 1. Forced Fumbles: None. Fumble Recoveries: None.

TEAM STATISTICS

	Denver	Seattle
Total First Downs	18	14
Third Down Eff.	6/15 40%	5/12 41%
Total Net Yards	323	271
Total Off. Plays	62	53
Avg. Per Play	5.2	5.1
Net Yards Rushing	87	41
Total Rushing Plays	31	21
Net Yards Passing	236	230
Times Sacked/Yards Lost	1/3	1/5
Pass Atts-Comps-Yards	30-20-1	31-16-1
Punts-No. And Avg.	5-40.4	4-37.8
Penalties-No. And Yards	6-55	9-105
Fumbles-No. And Lost	0-0	2-1
Touchdowns	2	2
Field Goals Made-Att	1-1	2-2
Time Of Possession	36:03	23:57

10

Seattle Seahawks 31, Kansas City Chiefs 19 Sunday, November 21, 1999 — Arrowhead Stadium

The Seattle Seahawks defeated the Kansas City Chiefs, 31-19, at Arrowhead Stadium Sunday, November 21. The win marked the first win for Seattle at Kansas City since 1990. Ricky Watters provided the offense for the Seahawks as he combined for 174 total yards and three touchdowns, two rushing and one receiving. The Chiefs scored first in the first quarter when Pete Stoyanovich knocked through a 29-yard field goal. The Seahawks took a 7-3 lead in the second quarter on a Watters 2-yard touchdown run. The teams exchange touchdowns giving Seattle a 14-10 lead, before Pete Stoyanovich hit a 29-yard field goal just before half to pull the Chiefs to 14-13. The Hawks touchdown came via a Watters 22-yard touchdown reception. Seattle controlled the second half scoring twice in the third quarter. Todd Peterson split the upticks from 38 yards giving Seattle a four-point lead. With 5:03 remaining in the quarter, Seattle elected punt and play field position, rather than attempt a 47-yard field goal in swirling winds. Jeff Feagles pinned the Chiefs at their own 9-yard line. The Seattle defense held and forced Kansas City to punt out of their own endzone. The Seahawks, with great field position, used two plays before Kitna connected with Sean Dawkins on a slant, which turned into a 45-yard touchdown and a 24-13 Seahawks lead. Bennett scored one last touchdown for the Chiefs late in the fourth quarter to bring the Chiefs within 24-19 after a two-point conversion failed. Watters would put the clamp on the game with his third touchdown on the day, with a 5-yard run. Watters accounted for all 58 yards on the drive, including a 45-yard scamper that set up the touchdown.

Seattle	0	14	10	7	—	31
Kansas City	3	10	0	6	—	19

KC	1	6:07	Stoyanovich 29 FG [13-71, 6:40]
SEA	2	10:19	Watters 2 run (Peterson kick) [13-92, 5:45]
KC	2	5:03	Bennett 1 run (Stoyanovich kick) [11-71, 5:16]
SEA	2	1:46	Watters 22 pass Kitna (Peterson kick) [9-75, 3:17]
KC	2	0:02	Stoyanovich 29 FG [12-43, 1:21]
SEA	3	9:17	Peterson 38 FG [10-45, 3:08]
SEA	3	3:13	Dawkins 45 pass Kitna (Peterson kick) [2-42, 0:48]
KC	4	6:49	Bennett 4 run (2-Pt NG) [8-59, 1:28]
SEA	4	2:43	Watters 5 run (Peterson kick) [5-58, 1:28]
Att.	—	78,714	

INDIVIDUAL STATISTICS

		RUSHING							
Seattle	Att	Yds	LG	TD	Kansas City	Att	Yds	LG	TD
Watters	24	107	45	2	Bennett	17	60	11	2
Kitna	7	15	10	0	Shehee	5	9	8	0
Green	1	12	12	0	Richardson	2	4	2	0
					Cloud	1	3	3	0
TOTAL	32	134	45	2	TOTAL	25	76	11	2

		PASSING									
Seattle	A	C	Yds	TD	I	Kansas City	A	C	Yds	TD	I
Kitna	33	14	235	2	1	Grbac	49	30	322	0	1
TOTAL	33	14	235	2	1	TOTAL	49	30	322	0	1

		PASS RECEIVING							
Seattle	No	Yds	LG	TD	Kansas City	No	Yds	LG	TD
Dawkins	5	114	45t	1	Alexander	8	101	25	0
Watters	4	67	25	1	Gonzalez	8	62	15	0
Fauria	2	20	11	0	Shehee	6	75	17	0
Galloway	1	18	18	0	Rison	4	42	20	0
Pritchard	1	12	12	0	Horn	2	10	6	0
Brown	1	4	4	0	Richardson	1	29	29	0
					Lockett	1	3	3	0
TOTAL	14	235	45t	2	TOTAL	30	322	29	0

DEFENSE

Seattle — Tackles: Springs 9. Sacks: King, Sinclair 1. Interceptions: Cauty 1. Forced Fumbles: Brown 1. Fumble Recoveries: D. Williams 1.

Kansas City — Tackles: Edwards 9. Sacks: None. Interceptions: Warfield 1. Forced Fumbles: Hicks 1. Fumble Recoveries: Patton 1.

TEAM STATISTICS

	Seattle	Kansas City
Total First Downs	20	22
Third Down Eff.	4/12 33%	8/17 47%
Total Net Yards	369	373
Total Off. Plays	65	76
Avg. Per Play	5.7	4.9
Net Yards Rushing	134	76
Total Rushing Plays	32	25
Net Yards Passing	235	297
Times Sacked/Yards Lost	0/0	2/25
Pass Atts-Comps-Ints	33-14-1	49-30-1
Punts-No. And Avg.	5-45	7-40.7
Penalties-No. And Yards	5-29	8-60
Fumbles-No. And Lost	3-1	1-1
Touchdowns	4	2
Field Goals Made-Att	1-1	2-2
Time Of Possession	28:01	31:59

11 Tampa Bay Buccaneers 16, Seattle Seahawks 3

Sunday, November 28, 1999 — Kingdome

Tampa Bay employed a strong pass rush to keep the Seahawks offense off-balance enroute to the Bucs' 16-3 victory. The Bucs forced six Seahawks turnovers, including five interceptions. The Seahawks' defense put up a fine effort of their own as they held the Bucs to nine first downs and 158 total yards. Seattle quickly grabbed a 3-0 lead with a Todd Peterson 25-yard field goal, his 13th consecutive field goal without a miss. In the second quarter, Tampa Bay took the lead as Martin Gramatica booted field goals of 42 and 40 yards. The second field goal was set up by Derrick Brooks' interception at the Seahawks' 35 yard line. The Seahawks trailed 6-3 at halftime despite holding the Bucs to 48 total yards and three first downs. The Hawks totaled nine first downs and 153 yards of offense, but suffered two interceptions and untimely penalties. The third quarter became a contest of punters as neither team was able to mount a scoring threat. Tampa Bay's Trent Dilfer left the game midway through the period with a broken right clavicle. He was replaced by rookie Shaun King. Through three periods, the score remained 6-3. Tampa Bay registered one first down and 31 total yards in the third quarter. But, as the 4th quarter opened, the Bucs put together a touchdown drive culminating with a 2-yard touchdown pass from King to Patrick Hape. On their next possession, the Seahawks suffered another turnover when Kitna fumbled as he was sacked by Warren Sapp. Four plays later Gramatica nailed his third field goal to put the Bucs up 16-3.

Tampa Bay	0	6	0	10	—	16
Seattle	3	0	0	0	—	3

SEA 1 10:40 Peterson 25 FG [10-64, 4:20]
 TB 2 14:51 Gramatica 42 FG [12-54, 6:10]
 TB 2 1:12 Gramatica 40 FG [4-3, 1:41]
 TB 4 12:21 Hape 2 pass King (Gramatica kick) [8-67, 4:43]
 TB 4 9:00 Gramatica 37 FG [4-8, 1:56]
 Att. — 66,314

INDIVIDUAL STATISTICS

Tampa Bay		Seattle		RUSHING		Tampa Bay		Seattle	
Att	Yds	LG	TD	Att	Yds	LG	TD	Att	Yds
Dunn	15	57	17	0	Watters	17	64	11	0
Alstott	17	49	9	0	Kitna	2	16	10	0
King	3	-1	-1	0	Green	2	5	4	0
Dilfer	2	0	1	0	Brown	1	4	4	0
TOTAL	37	105	17	0	TOTAL	22	89	11	0

Tampa Bay		Seattle		PASSING		Tampa Bay		Seattle		
A	C	Yds	TD	I	A	C	Yds	TD	I	
Dilfer	11	5	50	0	0	Kitna	44	19	197	0
King	7	3	32	1	0					
TOTAL	18	8	82	1	0	TOTAL	44	19	197	0

Tampa Bay		Seattle		PASS RECEIVING		Tampa Bay		Seattle	
No	Yds	LG	TD	No	Yds	LG	TD	No	Yds
Moore	2	31	26	0	Brown	5	24	7	0
Anthony	2	10	5	0	Dawkins	4	87	34	0
Alstott	1	24	24	0	Mayes	3	35	15	0
Dunn	1	9	9	0	Fauria	3	15	7	0
Green	1	6	6	0	Watters	2	7	7	0
Hape	1	2	3	1	Galloway	1	18	18	0
					Pritchard	1	11	11	0
TOTAL	8	82	26	13	TOTAL	19	197	34	0

DEFENSE

Tampa Bay — Tackles: Lynch 8. Sacks: Brooks, Sapp, McFarland 1. Interceptions: Abraham, Barber, Brooks, Kelley, Shingleton 1. Forced Fumbles: Brooks, Sapp 1. Fumble Recoveries: Sapp 1.
Seattle — Tackles: Brown 12. Sacks: Brown, Daniels, Hanks, LaBounty, King 1. Interceptions: None. Forced Fumbles: Parker 1. Fumble Recoveries: None.

TEAM STATISTICS

	Tampa Bay	Seattle
Total First Downs	9	15
Third Down Eff.	5/17 29%	4/15 26%
Total Net Yards	156	259
Total Off. Plays	60	69
Avg. Per Play	2.6	3.8
Net Yards Rushing	105	89
Total Rushing Plays	37	22
Net Yards Passing	51	170
Times Sacked/Yards Lost	5/31	3/27
Pass Atts.-Comps-Ints	18-8-0	44-19-5
Punts-No. And Avg.	9-39.9	7-38.4
Penalties-No. And Yards	2-15	5-50
Fumbles-No. And Lost	1-0	2-1
Touchdowns	1	0
Field Goals Made-Att	3-3	1-1
Time Of Possession	31:56	28:04

12 Oakland Raiders 30, Seattle Seahawks 21

Sunday, December 5, 1999 — Network Associates

The Seattle Seahawks dropped two consecutive games for the first time this season after falling to the Oakland Raiders, 30-21, at Network Associates Coliseum in front of 44,716. The Raiders jumped out to a first-half, 17-0, lead behind a first quarter, Mike Husted 18-yard field goal and two second quarter Rich Gannon-to-Tim Brown touchdown passes. The Seahawks got on the board with 31 seconds left in the first half when Jon Kitna led a 16-play, 73-yard drive capped by an 8-yard Ricky Watters touchdown scamper around the right end, closing the gap to 17-7. Seattle got the ball to open the half and closed the scoring margin to 17-14 when Kitna connected with Joey Galloway for a 31-yard touchdown pass. Oakland would answer on the ensuing drive. Seattle forced a fourth-and-goal from the 1-yard line after stuffing two inside rushing attempts, but the Raiders decided to go for it and Zack Crockett just inched his way across the goal line for the score and a 24-14 lead. Husted added another field goal for the Raiders before Kitna found Sean Dawkins on a fade in the corner of the end-zone from 3 yards out, pulling the score to 27-21 with 10:55 remaining in the final period. The Seahawks would have one last threat as they moved the ball to the Oakland Raiders 30-yard line with 5:55 to go; however, a deep pass down the middle to Joey Galloway from Kitna was intercepted by Anthony Newman. The Raiders added a late field goal for a 30-21 final.

Seattle	0	7	7	7	—	21
Oakland	3	14	7	6	—	30

OAK	1	7:24	Husted 18 FG [13-75, 7:36]
OAK	2	11:41	Brown 14 pass Gannon (Husted kick) [6-47, 3:19]
OAK	2	6:36	Brown 5 pass Gannon (Husted kick) [6-36, 3:18]
SEA	2	0:31	Watters 8 run (Peterson kick) [16-73, 6:05]
SEA	3	10:54	Galloway 31 pass Kitna (Peterson kick) [9-67, 4:06]
OAK	3	3:31	Crockett 1 run (Husted kick) [13-79, 7:23]
OAK	4	14:17	Husted 41 FG [7-18, 3:13]
SEA	4	10:55	Dawkins 3 pass Kitna (Peterson kick) [7-71, 3:22]
OAK	4	1:53	Husted 23 FG [9-75, 4:02]
Att.	—	44,716	

INDIVIDUAL STATISTICS

Seattle	Att	Yds	LG	TD	RUSHING				
					Oakland	Att	Yds	LG	TD
Watters	14	51	11	1	Wheatley	21	80	13	0
Green	1	21	21	0	Kaufman	10	76	44	0
Kitna	3	15	7	0	Ritchie	1	5	5	0
Brown	1	3	3	0	Crockett	6	4	2	1
TOTAL	19	90	21	1	TOTAL	41	162	44	1

Seattle	A	C	Yds	TD	I	PASSING					
						Oakland	A	C	Yds	TD	I
Kitna	39	22	245	2	2	Gannon	24	19	253	2	1
TOTAL	39	22	245	2	2	TOTAL	24	19	253	2	1

Seattle	No	Yds	LG	TD	PASS RECEIVING				
					Oakland	No	Yds	LG	TD
Mayes	5	56	26	0	Brown	6	75	18	2
Watters	5	53	14	0	Dudley	4	54	20	0
Galloway	4	68	31	1	Jett	3	56	34	0
Brown	3	11	5	0	Ritchie	3	27	15	0
Pritchard	2	26	13	0	Mickens	2	33	21	0
Dawkins	2	24	21	1	Kaufman	1	8	8	0
Fauria	1	7	7	0	TOTAL	19	253	34	2
TOTAL	22	245	31	2					

DEFENSE

Seattle — Tackles: Bellamy, Brown, Springs 10. Sacks: None. Interceptions: Joseph 1. Forced Fumbles: None. Fumble Recoveries: None.

Oakland — Tackles: Biekert 8. Sacks: Russell 1. Interceptions: Mincy, Newman 1. Forced Fumbles: Gordan, Walker 1. Fumble Recoveries: Gordan 1.

TEAM STATISTICS

	Seattle	Oakland
Total First Downs	20	24
Third Down Eff.	6/11 54%	3/9 33%
Total Net Yards	324	415
Total Off. Plays	59	65
Avg. Per Play	5.5	6.4
Net Yards Rushing	90	162
Total Rushing Plays	19	41
Net Yards Passing	234	253
Times Sacked/Yards Lost	1/11	0/0
Pass Atts.-Comps.-Ints	39-22-2	24-19-1
Punts-No. And Avg.	1-43	0-0
Penalties-No. And Yards	1-14	1-5
Fumbles-No. And Lost	2-2	0-0
Touchdowns	3	3
Field Goals Made-Att	0-0	3-4
Time Of Possession	24:05	35:55

13 San Diego Chargers 19, Seattle Seahawks 16

Sunday, December 12, 1999--Kingdome

The Seattle Seahawks lost their third consecutive game of the season to the San Diego Chargers, 19-16, in the Kingdome before a crowd of 66,318. The Seahawks had a chance late in the fourth quarter, but a Todd Peterson 38-yard field goal with 1:10 remaining in the game hit the left upright. Two earlier Peterson fourth quarter attempts of 48 and 52 yards came up short as well. The Chargers took the lead on the game's opening drive as Natrone Means fell across the goal line from 1-yard out. Peterson and Chargers' kicker John Carney exchanged field goals to finish out the first half. Peterson would connect from 28 yards out midway through the first quarter, from 40 yards with 13:18 remaining in the second quarter and from 33 yards in the final seconds of the half. Between Peterson's three first half field goals, Carney connected on field goals from 33 and 42 yards for a 13-9 Chargers' halftime lead. Seattle took the lead on the opening drive of the second half when Jon Kitna connected on a 14-yard touchdown pass to Derrick Mayes for a 16-13 Seahawks lead. Carney would make good on two fourth quarter field goal attempts. The first from 28 yards away to open the fourth quarter and the game clinching 41-yarder with 3:19 to go for a final Chargers 19-16 lead.

San Diego	10	3	0	6	—	19
Seattle	3	6	7	0	—	16

SD	1	11:02	Means 1 run (Carney kick) [10-72, 3:58]
SEA	1	6:31	Peterson 28 FG [5-50, 1:56]
SD	1	1:41	Carney 33 FG [11-66, 4:50]
SEA	2	13:18	Peterson 40 FG [9-54, 3:23]
SD	2	6:21	Carney 42 FG [12-60, 4:13]
SEA	2	0:29	Peterson 23 FG [10-50, 5:52]
SEA	3	11:20	Mayes 14 pass Kitna (Peterson kick) [7-67, 3:40]
SD	4	12:04	Carney 28 FG [10-51, 3:03]
SD	4	3:19	Carney 41 FG [4-3, 2:05]
Att.	—	66,318	

INDIVIDUAL STATISTICS

San Diego	Att	Yds	LG	TD	RUSHING				
					Seattle	Att	Yds	LG	TD
Means	14	42	14	1	Seattle				
Bynum	15	24	6	0	Watters	20	75	20	0
Harbaugh	2	23	16	0	Kitna	1	1	1	0
Fletcher	6	16	9	0					
Fazande	1	2	2	0					
TOTAL	39	107	16	1	TOTAL	21	76	20	0

San Diego	A	C	Yds	TD	I	PASSING				
						Seattle	A	C	Yds	TD
Harbaugh	35	20	229	0	1	Seattle				
TOTAL	35	20	229	0	1	Kitna	40	25	285	1
						TOTAL	40	25	285	1

San Diego	No	Yds	LG	TD	I	PASS RECEIVING				
						Seattle	No	Yds	LG	TD
Graham	9	114	26	0	0	Seattle				
Fletcher	5	57	25	0	0	Galloway	6	85	48	0
Jones	2	30	17	0	0	Mayes	5	58	29	1
Bynum	1	11	11	0	0	Dawkins	4	59	20	0
Means	1	9	9	0	0	Fauria	4	35	18	0
Ricks	1	7	7	0	0	Pritchard	2	21	12	0
McCrary	1	1	1	0	0	Watters	2	17	12	0
TOTAL	20	229	26	0	0	Bownes	1	5	5	0
						Strong	1	5	5	0
						TOTAL	25	285	48	1

DEFENSE

San Diego — Tackles: Seau 9. Sacks: Dixon, Fontenot, Johnson 1. Interceptions: Spencer 1. Forced Fumbles: Parrella 1. Fumble Recoveries: Perry 1.

Seattle — Tackles: Simmons 15. Sacks: Kennedy 1. Interceptions: D. Williams 1. Forced Fumbles: None. Fumble Recoveries: None.

TEAM STATISTICS

	San Diego	Seattle
Total First Downs	22	20
Third Down Eff.	3/13 23%	3/13 23%
Total Net Yards	329	347
Total Off. Plays	75	64
Avg. Per Play	4.4	5.4
Net Yards Rushing	107	76
Total Rushing Plays	39	21
Net Yards Passing	222	271
Times Sacked/Yards Lost	1/7	3/14
Pass Atts-Comps-Ints	35-21-1	40-25-1
Punts -No. And Avg.	5-42.6	3-49.3
Penalties-No. And Yards	9-55	5-47
Fumbles-No. And Lost	0-0	1-1
Touchdowns	1	1
Field Goals Made-Att	4-4	3-6
Time Of Possession	32:00	28:00

14

Denver Broncos 36, Seattle Seahawks 30 (OT) Sunday, December 19, 1999 — Mile High Stadium

The Seattle Seahawks slipped to 8-6 on the season after suffering a tough, 36-30, overtime loss to the Denver Broncos at Mile High Stadium in front of 65,987 fans. Following a miraculous Seahawks comeback to send the game into overtime, Broncos' Glenn Cadrez scooped up a Jon Kitna fumble, forced by a blitzing Ray Crockett, and returned it 37 yards for the game-winning score. Down 10 points with only 1:47 remaining, Kitna engineered a flawless three-play, 55-yard drive culminated by a 36-yard touchdown pass to Derrick Mayes with 55 seconds left. On the ensuing kickoff, a lunging Kerry Joseph recovered Todd Peterson's onside kick attempt and gave the Seahawks possession. After a 26-yard Kitna to Sean Dawkins completion, the Seahawks were in range for a Peterson 45-yard field goal to send the game into overtime. The Broncos scored first when Chris Watson returned a punt 81 yards for a touchdown. The Seahawks scored on the ensuing drive when Kitna found Mike Pritchard for 16 yards away to tie the game a 7-7 in the opening quarter. The Broncos would score the next 10 points on a 14-yard, Brian Griese to Rod Smith touchdown pass and a Jason Elam 28-yard field goal. Ricky Watters brought the Hawks back to within three points, 17-14, just before the half on a 1-yard touchdown run. The teams would trade field goals in the second half building the score to 23-20, until Olandis Gary escaped for a 71-yard burst setting up a 9-yard Griese-to-Dwain Carswell scoring pass with 1:47 to go in the fourth quarter. On the ensuing drive, the Seahawks mounted their quick-strike comeback.

	Seattle	7	7	3	13	—	30
	Denver	14	3	6	7	6	36

DEN	1	12:51	Watson 81 punt return (Elam kick)
SEA	1	10:43	Pritchard 16 pass Kitna (Peterson kick) [4-68, 2:08]
DEN	1	5:54	Smith 14 pass Griese (Elam kick) [10-74, 4:49]
DEN	2	6:48	Elam 28 FG [7-33, 2:14]
SEA	2	4:07	Watters 1 run (Peterson kick) [6-21, 2:41]
DEN	3	9:01	Elam 46 FG [13-44, 5:59]
SEA	3	5:41	Peterson 40 FG [7-51, 3:20]
DEN	3	0:01	Elam 33 FG [10-57, 5:40]
SEA	4	3:41	Peterson 32 FG [8-33, 4:59]
DEN	4	1:47	Carswell 9 pass Griese (Elam kick) [4-85, 1:54]
SEA	4	0:54	Mayes 36 pass Kitna (Peterson kick) [3-55, 0:53]
SEA	4	0:09	Peterson 45 FG [6-31, 0:45]
DEN	OT	12:17	Cadrez 37 fumble return
Att.	—	65,987	

INDIVIDUAL STATISTICS

		RUSHING							
Seattle	Att	Yds	LG	TD	Denver	Att	Yds	LG	TD
Watters	16	115	26	1	Gary	22	183	71	0
Galloway	1	-1	-1	0	Griese	4	52	23	0
					Loville	7	25	7	0
TOTAL	17	114	26	1	TOTAL	33	260	71	0

		PASSING									
Seattle	A	C	Yds	TD	1	Denver	A	C	Yds	TD	1
Kitna	42	22	278	2	0	Griese	39	20	180	2	2
TOTAL	42	22	278	2	0	TOTAL	39	20	180	2	2

		PASS RECEIVING							
Seattle	No	Yds	LG	TD	Denver	No	Yds	LG	TD
Dawkins	5	88	26	0	R. Smith	7	82	21	1
Mayes	4	70	36	1	McCaffrey	3	40	20	0
Galloway	3	34	19	0	Carswell	2	19	10	1
Brown	3	20	8	0	Gary	2	16	12	0
Watters	3	20	11	0	Loville	2	7	4	0
Pritchard	2	27	16	1	D. Smith	2	7	5	0
Fauria	1	11	11	0	Griffith	1	8	8	0
Mili	1	8	8	0	Chamberlain	1	1	1	0
TOTAL	22	278	36	2	TOTAL	20	180	21	2

DEFENSE

Seattle — Tackles: W. Williams 9. Sacks: Daniels 2. Interceptions: Springs, Williams 1. Forced Fumbles: None. Fumble Recoveries: None

Denver — Tackles: Carter 8. Sacks: Crockett, Pryce, Tanuvasa 1. Interceptions: None. Forced Fumbles: Crockett, Tanuvasa 1. Fumble Recoveries: Cadrez (TD), Wilson 1.

TEAM STATISTICS

	Seattle	Denver
Total First Downs	19	26
Third Down Eff.	4/14 28%	10/17 58%
Total Net Yards	364	430
Total Off. Plays	62	74
Avg. Per Play	5.9	5.8
Net Yards Rushing	114	260
Total Rushing Plays	17	33
Net Yards Passing	250	170
Times Sacked/Yards Lost	3/28	2/10
Pass Atts-Comps-Ints	42-22-0	39-20-2
Punts -No. And Avg.	6-43.2	3-48.7
Penalties-No. And Yards	12-118	8-62
Fumbles-No. And Lost	2-2	0-0
Touchdowns	3	4
Field Goals Made-Att	3-3	3-5
Time Of Possession	28:12	34:31

15 Seattle Seahawks 23, Kansas City Chiefs 14 Sunday, December 26, 1999 — Kingdome

The Seattle Seahawks defeated the Kansas City Chiefs, 23-14, in the final regular season game in the Kingdome where they posted an all-time record of 101-83. Seattle played in front of 66,332 fans, marking the first time since 1992 that the Kingdome was sold-out for an entire season. The Seahawks were in command from the start earning a 17-0, advantage midway through the second quarter. The special teams units helped control field position, not allowing the Chiefs to start a drive beyond their own 29-yard line. The defense forced punts on all three first-quarter possessions and an interception on the opening drive of the second quarter. Seattle used nine plays on the opening possession to drive 64 yards to set up the first-of-three Todd Peterson field goals on the day, this one from 31 yards away and a 3-0 lead. Following a 21-yard Joey Galloway punt return, Jon Kitna led a quick-strike, two-play scoring drive when he found Sean Dawkins from 20 yards away for a touchdown. The Seahawks took a 17-0 lead on Kansas City when Kitna found Derrick Mayes on a 9-yard touchdown connection. The Chiefs would get on the board just before the half when Elvis Grbac completed a 4-yard touchdown toss to Lonnie Johnson for a 17-7 score as the teams headed into the locker room. Seattle's Shawn Springs intercepted Grbac and returned it to the Chiefs' 6-yard line setting up a Peterson 22-yard field goal for a 20-7 lead. On the ensuing drive, Grbac found an open Joe Horn down the sideline for a 76-yard touchdown strike that pulled the Chiefs to within six points. The Seahawks responded when Todd Peterson added a 48-yard field goal in the third quarter for what would prove to be the final score, 23-14. On the day, punter Jeff Feagles pinned Kansas City inside the 20-yard line on six-of-nine punts, including four inside the 10-yard line.

Kansas City	0	7	7	0	—	14
Seattle	10	7	6	0	—	23

- SEA 1 9:18 Peterson 31 FG [9-64, 5:42]
- SEA 1 2:39 Dawkins 20 pass Kitna (Peterson kick) [2-35, 0:29]
- SEA 2 6:23 Mayes 9 pass Kitna (Peterson kick) [6-48, 2:54]
- KC 2 1:14 Johnson 4 pass Grbac (Stoyanovich kick) [11-71, 5:09]
- SEA 3 9:35 Peterson 22 FG [5-2, 1:55]
- KC 3 8:08 Horn 76 pass Grbac (Stoyanovich kick) [3-77, 1:27]
- SEA 3 4:39 Peterson 48 FG [7-39, 3:29]
- Att. — 66,332

INDIVIDUAL STATISTICS

Kansas City				Seattle			
Att	Yds	LG	TD	Att	Yds	LG	TD
Morris	6	33	13	0	18	63	25
Richardson	8	20	7	0	Kitna	3	1
Bennett	5	14	5	0	Green	7	-4
Cloud	2	6	4	0	TOTAL	28	60
Grbac	1	-1	-1	0			25
TOTAL	22	72	13	0			0

Kansas City				Seattle			
A	C	Yds	TD	A	C	Yds	TD
Grbac	42	22	254	2	3	3	3
TOTAL	42	22	254	2	3	3	0

Kansas City				Seattle			
No	Yds	LG	TD	No	Yds	LG	TD
Gonzalez	9	86	19	0	Fauria	6	84
Alexander	4	42	15	0	Dawkins	4	70
Horn	3	92	76t	1	Watters	2	21
Johnson	3	18	11	1	Mayes	2	18
Richardson	2	9	11	0	Brown	2	16
Rison	1	7	7	0	Galloway	2	7
TOTAL	22	254	76t	2	TOTAL	16	216

DEFENSE

Kansas City — Tackles: Edwards, Patton 9. Sacks: Patton, O'Neal, Williams 1. Interceptions: None. Forced Fumbles: None. Fumble Recoveries: None.
Seattle — Tackles: Bellamy 8. Sacks: Sinclair 2, Brown, Daniels 1. Interceptions: Canty, Springs, D. Williams 1. Forced Fumbles: Sinclair 1. Fumble Recoveries: None.

TEAM STATISTICS

	Kansas City	Seattle
Total First Downs	17	17
Third Down Eff.	6/16 37%	2/14 14%
Total Net Yards	302	267
Total Off. Plays	68	61
Avg. Per Play	4.4	4.4
Net Yards Rushing	72	60
Total Rushing Plays	22	28
Net Yards Passing	230	207
Times Sacked/Yards Lost	4/24	3/9
Pass Atts.-Comps-Ints	42-22-3	30-18-0
Punts/No. And Avg.	7-38.1	9-39.1
Penalties-No. And Yards	11-64	5-55
Fumbles-No. And Lost	2-0	0-0
Touchdowns	2	2
Field Goals Made-Att	0-0	3-3
Time Of Possession	28:19	31:41

16

New York Jets 19, Seattle Seahawks 9 Sunday, January 2, 1999 — Giants Stadium

The Seattle Seahawks won the AFC West Title for the first time since 1988, also the last time the Hawks participated in the postseason. The Seahawks entered Giants Stadium needing a win versus the New York Jets or a Kansas City Chiefs loss to the Oakland Raiders at Arrowhead Stadium. In the end, Seattle had to put their faith in the Raiders. The Hawks finished the season 9-7 with a 19-9 loss to the New York Jets at Giants Stadium. However, later in the day the Seahawks locker room went from disappointment to celebration when the team found out the Raiders defeated the Chiefs in overtime, vaulting the Hawks into the title spot. The Seahawks took a 3-0 lead on the game's opening drive when Todd Peterson connected on a 25-yard field goal. The Jets tied the game on the ensuing drive on a John Hall 23-yard field goal. Seattle regained the lead, 6-0, with another Peterson field goal, this one from 41 yards away. Curtis Martin scored the games only touchdown with 13:21 to go in the second quarter when he powered in from 1-yard out for a, 10-6, Jets' lead. Hall would put three more on the board for the Jets, propelling New York to a 13-6 halftime lead. Seattle scored on their opening drive of the second half as well as on a Peterson 45-yard field goal. That's as close as the Hawks would get as Hall tacked on field goals in the third and fourth quarter for a 19-9 final.

Seattle	6	0	3	0	—	9
New York Jets	3	10	3	3	—	19

SEA	1	10:30	Peterson 25 FG [10-57, 4:30]
NYJ	1	4:03	Hall 23 FG [13-69, 6:27]
SEA	1	1:03	Peterson 43 FG [7-44, 3:00]
NYJ	2	13:21	Martin 1 run (Hall kick) [5-60, 2:42]
NYJ	2	3:40	Hall 30 FG [13-69, 6:42]
SEA	3	9:54	Peterson 45 FG [11-48, 5:06]
NYJ	3	6:01	Hall 31 FG [7-58, 3:53]
NYJ	4	4:21	Hall 35 FG [9-37, 5:01]
Att.	—	78,154	

INDIVIDUAL STATISTICS

RUSHING									
Seattle	Att	Yds	LG	TD	New York	Att	Yds	LG	TD
Watters	9	30	8	0	Martin	34	158	50	1
Green	1	4	4	0	Lucas	4	12	15	0
Brown	1	0	0	0	Parmalee	2	5	2	0
Kitna	1	-1	-1	0	Anderson	1	2	2	0
TOTAL	12	33	8	0	TOTAL	41	177	50	1

PASSING											
Seattle	A	C	Yds	TD	I	New York	A	C	Yds	TD	I
Kitna	45	21	237	0	2	Lucas	26	15	211	0	2
TOTAL	45	21	237	0	2	TOTAL	26	15	211	0	2

PASS RECEIVING									
Seattle	No	Yds	LG	TD	New York	No	Yds	LG	TD
Mayes	5	64	22	0	Chreibet	5	88	23	0
Brown	5	30	9	0	Martin	3	45	34	0
Dawkins	4	66	32	0	Anderson	3	43	29	0
Auria	3	24	13	0	Johnson	3	20	8	0
Watters	2	24	15	0	Ward	1	15	15	0
Galloway	1	17	17	0					
Fritchard	1	12	12	0					
TOTAL	21	237	32	0	TOTAL	15	211	34	0

DEFENSE

Seattle — Tackles: Brown 10. Sacks: Brown 1. Interceptions: Bellamy 2. Forced Fumbles: None. Fumble Recoveries: None.

New York — Tackles: Green 7. Sacks: Ferguson 1. Interceptions: Coleman, Phifer 1. Forced Fumbles: None. Fumble Recoveries: None.

TEAM STATISTICS

	Seattle	New York
Total First Downs	14	20
Third Down Eff.	2/12 16%	5/14 35%
Total Net Yards	266	379
Total Off. Plays	58	68
Avg. Per Play	4.6	5.6
Net Yards Rushing	33	177
Total Rushing Plays	12	41
Net Yards Passing	233	202
Times Sacked/Yards Lost	1/4	1/9
Pass Atts-Comps-Ints	45-21-2	26-15-2
Punts-No. And Avg.6	6-43.7	3-48.3
Penalties-No. And Yards	5-44	3-25
Fumbles-No. And Lost	0-0	0-0
Touchdowns	0	1
Field Goals Made-Att	3-3	4-4
Time Of Possession	22:27	37:33

1999 STATISTICS

DAY	DATE	W/L	SCORE	OPPONENT	ATTENDANCE
Sun.	September 12	L	20-28	Detroit Lions	66,238
Sun.	September 19	W	14-13	at Chicago Bears	66,944
Sun.	September 26	W	29-10	at Pittsburgh Steelers	57,881
Sun.	October 3	W	22-21	Oakland Raiders	66,400
Sun.	October 10		BYE		
Sun.	October 17	L	10-13	at San Diego Chargers	59,432
Sun.	October 24	W	26-16	Buffalo Bills	66,301
Mon.	November 1	W	27-7	at Green Bay Packers	59,869
Sun.	November 7	W	37-20	Cincinnati Bengals	66,303
Sun.	November 14	W	20-17	Denver Broncos	66,314
Sun.	November 21	W	31-19	at Kansas City Chiefs	78,714
Sun.	November 28	L	3-16	Tampa Bay Buccaneers	66,314
Sun.	December 5	L	21-30	at Oakland Raiders	44,716
Sun.	December 12	L	16-19	San Diego Chargers	66,318
Sun.	December 19	L	30-36 (OT)	at Denver Broncos	65,987
Sun.	December 26	W	23-14	Kansas City Chiefs	66,332
Sun.	January 26	L	9-19	at New York Jets	78,154

TEAM STATS

Total First Downs	276
Rushing	65
Passing	179
Penalty	32
3rd Down: Made/Att	68/210
3rd Down Pct.	32.4
4th Down: Made/Att	2/8
4th Down Pct.	25.0
Possession Avg.	27:48
Total Net Yards	4805
Avg. Per Game	300.3
Total Plays	971
Avg. Per Play	4.9
Net Yards Rushing	1408
Avg. Per Game	88.0
Total Rushes	408
Net Yards Passing	3397
Avg. Per Game	212.3
Sacked/Yards Lost	38/232
Gross Yards	3629
Att./Completions	525/288
Completion Pct.	54.9
Had Intercepted	16
Punts/Average	84/40.8
Net Punting Avg.	84/35.2
Penalties/Yards	98/883
Fumbles/Ball Lost	31/17
Touchdowns	34
Rushing	5
Passing	25
Returns	4

SEAHAWKS

OPPONENTS

Total First Downs	313
Rushing	107
Passing	183
Penalty	23
3rd Down: Made/Att	89/239
3rd Down Pct.	37.2
4th Down: Made/Att	8/18
4th Down Pct.	44.4
Possession Avg.	32:12
Total Net Yards	5426
Avg. Per Game	339.1
Total Plays	1104
Avg. Per Play	4.9
Net Yards Rushing	1934
Avg. Per Game	120.9
Total Rushes	484
Net Yards Passing	3492
Avg. Per Game	218.3
Sacked/Yards Lost	38/252
Gross Yards	3744
Att./Completions	582/320
Completion Pct.	55.0
Had Intercepted	30
Punts/Average	81/42.0
Net Punting Avg.	81/34.3
Penalties/Yards	128/985
Fumbles/Ball Lost	17/6
Touchdowns	30
Rushing	9
Passing	19
Returns	2

SCORE BY PERIODS

	Q1	Q2	Q3	Q4	OT	PTS
Team	86	104	70	78	0	338
Opponents	53	109	59	71	6	298

SCORING	TD	RUSH	PASS	RETURN	K-PAT	FG	S	PTS
Peterson	0	0	0	0	32/32	34/40	0	134
Mayes	10	0	10	0			0	60
Dawkins	7	0	7	0			0	42
Watters	7	5	2	0			0	42
Pritchard	2	0	2	0			0	12
Bownes	1	0	1	0			0	6
R. Brown	1	0	1	0			0	6
Galloway	1	0	1	0			0	6
Hanks	1	0	0	1			0	6
Mili	1	0	1	0			0	6
C. Rogers	1	0	0	1			0	6
Springs	1	0	0	1			0	6
W. Williams	1	0	0	1			0	6
Milne	0	0	0	0			0	2
Team	34	5	25	4	32/32	34/40	0	338
Opponents	30	9	19	2	26/27	30/38	1	298

2-Pt. Conversions: Milne (LG) Team 0/2, Opponents 0/2

PASSING	ATT.	CMP.	YDS	CMP%	TD	INT	LG	S/L	RATING
Kitna	495	270	3346	54.4	23	16	51	32/198	77.7
Foley	30	18	283	60.0	2	0	49t	6/34	113.6
Team	525	288	3629	54.9	25	16	51	38/232	79.8
Opponents	582	320	3744	55.0	19	30	76t	38/252	64.1

RUSHING	NO.	YDS	AVG	LONG	TD
Watters	325	1210	3.7	45	5
Green	26	120	4.6	21	0
Kitna	35	56	1.6	10	0
R. Brown	14	38	2.7	9	0
Milne LG	3	30	10.0	26	0
Feagles	2	0	0.0	0	0
Strong	1	0	0.0	0	0
Foley	3	-1	-.3	0	0
Galloway	1	-1	-1.0	-1	0
Bownes	1	-14	-14.0	-14	0
Team	408	1,408	3.5	45	5
Opponents	484	1,934	4.0	71	9

RECEIVING	NO.	YDS	AVG	LONG	TD
Mayes	62	829	13.4	43t	10
Dawkins	58	992	17.1	45t	7
Watters	40	387	9.7	25	2
Fauria	35	376	10.7	25	0
R. Brown	34	228	6.7	26	1
Pritchard	26	375	14.4	51	2
Galloway	22	335	15.2	48	1
Mili	5	28	5.6	8	1
Jordan TM	1	6	6.0	6	0
Strong	1	5	5.0	5	0
Team	288	3,629	12.6	51	25
Opponents	320	3,744	11.7	76t	19

INTERCEPTIONS	NO.	YDS	AVG	LONG	TD
Springs	5	77	15.4	42	0
W. Williams	5	43	8.6	40t	1
D. Williams	4	41	10.3	21	0
Bellamy	4	4	1.0	7	0
Joseph	3	82	27.3	40	0
Canty	3	26	8.7	19	0
Hanks	2	30	15.0	23t	1
Kennedy	2	12	6.0	7	0
Walker	1	21	21.0	21	0
Smith	1	0	0.0	0	0
Team	30	336	12.6	42	2
Opponents	16	210	13.1	43	0

PUNTING	NO.	YDS	AVG	NET	TB	IN	LG	B
Feagles	84	3,425	40.8	35.2	5	34	59	0
Team	84	3,425	40.8	35.2	5	34	59	0
Opponents	81	3,398	42.0	34.3	10	23	68	0

PUNT RETURNS	RET	FC	YDS	AVG	LONG	TD
C. Rogers	22	18	318	14.5	94t	1
Jordan TM	5	3	47	9.4	15	0
Galloway	3	1	54	18.0	21	0
Joseph	0	2	0	---	---	0
Team	30	24	419	14.0	94t	1
Opponents	36	18	370	10.3	81t	1

KICKOFF RETURNS	NO.	YDS	AVG	LONG	TD
Green	36	818	22.7	54	0
C. Rogers	18	465	25.8	49	0
Joseph	6	132	22.0	61	0
Jordan TM	3	62	20.7	24	0
Bownes	2	40	20.0	33	0
Fauria	2	15	7.5	8	0
Springs	1	15	15.0	15	0
Team	68	1,547	22.8	61	0
Opponents	81	1,500	18.5	39	0

FIELD GOALS	1-19	20-29	30-39	40-49	50+
Peterson	1/1	10/10	8/11	14/16	1/2
Team	1/1	10/10	8/11	14/16	1/2
Opponents	1/1	9/9	8/8	9/12	3/8

PETERSON: (32N) () (45G, 51G, 41G, 26G, 30N, 38G) (28G, 29G, 45G) (40G, 48N) (40G, 21G, 42G, 34G) (19G, 29G) (29G, 45G, 35G) (35G, 43G) (38G) (25G) () (28G, 40G, 33G, 48N, 52N, 38N) (40G, 32G, 45G) (31G) (22G, 48G) (25G, 41G, 45G)

OPPONENTS: (51G, 49G) (50N, 29G, 43G, 48N) (33G) (61N) (42N, 28G, 41G) (50G) (50B) (50G, 34G) (25G) (29G, 29G) (42G, 40G, 37G) (18G, 41G, 51N, 23G) (33G, 42G, 28G, 41G) (28G, 64N, 46G, 33G, 45N) () (23G, 30G, 31G, 35G)

SACKS: Daniels 9.0, Kennedy 6.5, Sinclair 6.0, C. Brown 5.5, Hanks 2.0, King 2.0, LaBounty 2.0, Parker 2.0, Adams 1.0, Smith 1.0

TEAM 38.0, OPPONENTS 38.0

DEFENSIVE STATISTICS

NAME	Tkl	SOLO	Ass.	QB	YDS	INT	TD	PD	FF	FR
Brown, C.	117	87	30	5.5	29.0	0	0	6	2	1
Bellamy, J.	96	85	11	0.0	0.0	4	0	8	0	0
Smith, D.	90	65	25	1.0	2.0	1	0	3	0	0
Simmons, A.	90	55	35	0.0	0.0	0	0	2	0	0
Williams, D.	78	63	15	0.0	0.0	4	0	11	0	1
Springs, S.	74	64	10	0.0	0.0	5	0	15	0	1
Kennedy, C.	73	61	12	6.5	50.5	2	0	7	2	0
Williams, W.	72	66	6	0.0	0.0	5	0	16	0	0
Daniels, P.	45	38	7	9.0	59.0	0	0	2	1	0
Adams, S.	38	31	7	1.0	2.0	0	0	0	0	1
Sinclair, M.	35	29	6	6.0	40.5	0	0	0	2	1
Joseph, K.	28	21	7	0.0	0.0	3	0	7	0	1
Logan, J.	27	23	4	0.0	0.0	0	0	1	1	0
Parker, R.	24	15	9	2.0	11.0	0	0	1	1	0
Canty, C.	20	17	3	0.0	0.0	3	0	10	0	0
Hanks, M.	17	12	5	2.0	15.0	2	1	6	0	0
Willis, J.	14	9	5	0.0	0.0	0	0	0	0	0
King, L.	12	9	3	2.0	20.0	0	0	0	0	0
LaBounty, M.	11	7	4	2.0	14.0	0	0	0	0	0
Walker, B.	9	8	1	0.0	0.0	1	0	4	0	0
Eloms, J.	4	4	0	0.0	0.0	0	0	1	0	0
Myles, D.	2	1	1	0.0	0.0	0	0	0	0	0
Cochran, A.	2	2	0	0.0	0.0	0	0	0	0	0

SPECIAL TEAMS STATISTICS

NAME	Tkl	SOLO	Ass.	FF	FR	BL
Logan, J.	18	16	2	0	0	0
Bownes, F.	16	13	3	0	0	0
Joseph, K.	15	15	0	0	0	0
Strong, M.	12	9	3	0	0	0
Canty, C.	9	9	0	0	0	0
Bellamy, J.	9	7	2	0	1	0
Williams, W.	6	6	0	0	0	0
Milne, B.	6	4	2	0	0	0
Walker, B.	5	4	1	0	1	0
Myles, D.	5	3	2	0	0	0
Green, A.	3	3	0	0	0	0
May, D.	3	3	0	0	0	0
Eloms, J.	3	3	0	0	0	0
Springs, S.	3	3	0	0	0	0
Williams, D.	3	1	2	0	0	0
Brown, R.	2	2	0	0	0	0
Milne, B.	2	2	0	0	0	0
Simmons, A.	2	2	0	0	0	0
Wilson, R.	2	2	0	0	0	0
Fauria, C.	2	0	2	0	0	0
Hanks, M.	2	1	1	0	0	0
Fields, S.	1	1	0	0	0	0
Feagles, J.	1	1	0	0	0	0
Johnson, D.	1	1	0	0	0	0
Bloedorn, G.	1	1	0	0	0	0
Rodenhauser, M.	1	1	0	0	0	0
Taylor, C.	1	0	1	0	0	0
King, L.	0	0	0	0	0	1

1999 PARTICIPATION

NAME	9/12 DET	9/19 @CHI	9/26 @PIT	10/3 OAK	10/17 @SD	10/24 BUF	11/1 @GB	11/7 CIN	11/14 DEN
Adams, S.	LDT	LDT	LDT	LDT	LDT	LDT	LDT	LDT	LDT
Bailey, K.	in	dnp	in	in	wr	wr	in	in	in
Beede, F.	in	in	in	in	in	in	dnp	sub	sub
Bellamy, J.	FS	FS	FS	FS	FS	FS	FS	FS	FS
Black, M.	ps	ps	ps	ps	ps	ps	ps	ps	ps
Bloedorn, G.	sub	sub	sub	sub	sub	sub	sub	sub	sub
Bownes, F.	wr	wr	wr	wr	wr	wr	wr	wr	wr
Brown, C.	OLB	in	OLB	OLB	OLB	OLB	OLB	OLB	OLB
Brown, R.	FB	fb	FB	FB	FB	FB	fb	fb	fb
Canty, C.	sub	cb	cb	cb	cb	cb	cb	cb	cb
Cochran, A.	in	dnp	in	in	in	in	in	in	dt
Council, K.									ps
Daniels, P.	RDE	RDE	RDE	RDE	RDE	RDE	RDE	RDE	RDE
Dawkins, S.	WR	WR	wr	wr	wr	WR	WR	WR	WR
Doster, R.									
Eloms, J.									
Fauria, C.	te	TE	TE	TE	TE	TE	TE	TE	TE
Feagles, J.	p	p	p	p	p	p	p	p	p
Fields, S.	ps	lb	lb	ps	ps				
Foley, G.	dnp	QB	dnp	dnp	dnp	dnp	dnp	pb	dnp
French, R.	ps	ps	ps	ps	ps	ps	ps	ps	ps
Fuller, R.									
Galloway, J.	res	res	res	res	res	res	res	res	wr
Glover, K.	C	C	C	C	C	C	ir	ir	ir
Gray, C.	sub	sub	sub	sub	sub	sub	C	C	C
Green, Ah.	sub	sub	sub	sub	sub	rb	sub	rb	rb
Habib, B.	RG	RG	RG	RG	RG	RG	RG	RG	RG
Hanks, M.		s		dnp		s	s	s	s
Huard, B.	*in	*in	*in	*in	*in	*in	*in	*in	*in
Johnson, D.	sub	ir	ir	ir	ir	ir	ir	ir	ir
Jones, W.	LT	LT	LT	LT	LT	LT	LT	LT	LT
Jordan, C.	WR	in	in	in	in	in	in	wr	in
Joseph, K.	s	s	s	s	s	SS	SS	s	s
Kendall, P.	LG	LG	LG	LG	LG	LG	LG	LG	LG
Kennedy, C.	RDT	RDT	RDT	RDT	RDT	RDT	RDT	RDT	RDT
King, L.	de	de	de	dnp	de	de	de	de	de
Kitna, J.	QB	dnp	QB	QB	QB	QB	QB	QB	QB
LaBounty, M.	de	de	de	de	de	de	de	de	QBE
Logan, J.	olb	OLB	olb	olb	olb	olb	sub	sub	olb
May, D.	te	in	te	te	te	te	te	te	te
Mayes, D.	wr	WR	WR	WR	WR	WR	WR	WR	WR
McEndoo, J.	ps	ps	ps	ps	ps	ps	ps	ps	ps
Merkerson, R.									
Mili, I.	TE	TE	te	te	te	te	te	te	te
Milne, B.							fb	fb	fb
Myles, D.	in	in	in	lb	lb	lb	lb	in	in
Parker, R.	dt	dt	dt	dt	dt	dt	dt	dt	dt
Peterson, T.	k	k	k	k	k	k	k	k	k
Pritchard, M.	in	wr	WR	WR	WR	in	WR	WR	wr
Rodenhauser, M.									sub
Rogers, C.	sub	sub	sub	sub	sub	sub	sub	in	sub
Simmons, A.	MLB	MLB	MLB	MLB	MLB	MLB	MLB	MLB	MLB
Sinclair, M.	LDE	LDE	LDE	LDE	LDE	LDE	LDE	LDE	in
Smith, D.	OLB	OLB	OLB	OLB	OLB	OLB	OLB	OLB	OLB
Springs, S.	LCB	LCB	LCB	LCB	LCB	LCB	LCB	LCB	LCB
Strong, M.	sub	sub	sub	sub	fb	fb	in	FB	fb
Taylor, C.	sub	cb	in	in					
Thelwell, R.	ps	ps	ps	ps	ps	ps	ps	ps	ps
Thomas, F.	cb	ir	ir	ir	ir	ir	ir	ir	ir
Walker, B.	in			s	s	s	s	s	in
Watters, R.	RB	RB	RB	RB	RB	RB	RB	RB	RB
Wedderburn, F.	in	dnp	dnp	dnp	dnp	dnp	in	in	in
Weiner, T.	RT	in	in	in	in	in	dnp	sub	sub
Williams, D.	SS	SS	SS	SS	SS	in	in	SS	SS
Williams, G.	rt	RT	RT	RT	RT	RT	RT	RT	RT
Williams, R.									
Williams, W.	RCB	RCB	RCB	RCB	RCB	RCB	RCB	RCB	RCB
Willis, J.	lb	lb	lb	lb	lb	lb	lb	lb	lb
Wilson, R.					sub	sub	in	in	

CAPS - starter; lower case- substitute at that position; sub - special teams only; dnp - did not play;
in - inactive; ps - practice squad; ir - injured reserve; nfi - non-football injury; *in - third quarterback

1999 PARTICIPATION

1/21	11/28	12/5	12/12	12/19	12/26	1/2	GP	GS	IN	DNP
@KC	TB	@OAK	SD	DEN	KC	@NYJ				
in	in	in	LDT	LDT	LDT	LDT	13	13	3	0
in	in	in	in	in	in	in	2	0	12	1
sub	sub	sub	sub	rg	sub	sub	9	0	6	0
FS	FS	FS	FS	FS	FS	FS	16	16	0	0
ps	ps	ps	ps	ps	ps	ps				
sub	dnp	sub	in	in	in	in	10	0	5	1
sub	sub	sub	wr	wr	wr	sub	15	0	1	0
OLB	OLB	OLB	OLB	OLB	OLB	OLB	15	15	1	0
FB	fb	FB	fb	fb	FB	fb	16	8	0	0
cb	RCB	cb	in	in	cb	cb	14	1	2	0
dt	dt	dt	in	in	in	in	4	0	11	1
ps	ps	ps								
RDE	RDE	RDE	RDE	RDE	RDE	RDE	16	16	0	0
WR	WR	WR	WR	WR	WR	WR	16	13	0	0
			ps	ps	ps	ps				
			cb	cb	cb	cb	4	0	0	0
TE	TE	TE	TE	TE	TE	TE	16	15	0	0
P	P	P	P	P	P	P	16	0	0	0
							3	0	0	0
dnp	dnp	dnp	dnp	dnp	dnp	dnp	2	1	0	14
ps	ps	ps	cb	cb	in	ps	4	0	0	0
			WR	WR	WR	WR	8	4	0	0
wr	WR	wr	WR	WR	wr	WR	6	6	0	0
ir	ir	ir	ir	ir	ir	ir	16	10	0	0
C	C	C	C	C	C	C	16	10	0	0
rb	rb	rb	in	in	rb	rb	14	0	2	0
RG	RG	RG	RG	RG	RG	RG	16	16	0	0
s	s	s	RCB	s	s	in	12	2	1	2
*in	*in	*in	*in	*in	*in	*in	0	0	16	0
ir	ir	ir	ir	ir	ir	ir	1	0	1	0
LT	LT	LT	LT	LT	LT	LT	16	16	0	0
sub		wr					4	1	7	0
SS	s	SS	s	s	s	s	16	4	0	0
LG	LG	LG	LG	LG	LG	LG	16	16	0	0
RDT	RDT	RDT	RDT	RDT	RDT	RDT	16	16	0	0
de	de	de	de	de	de	de	15	0	0	1
QB	QB	QB	QB	QB	QB	QB	15	15	0	1
de	de	de	de	de	de	de	16	1	0	0
OLB	olb	olb	olb	olb	olb	olb	16	2	0	0
te	te	te	te	te	te	te	15	0	1	0
WR	WR	WR	WR	WR	WR	WR	16	15	0	0
ps	ps	ps	ps	ps	ps	ps				
			ps	ps	ps	ps	16	2	0	0
te	te	te	te	te	te	te	10	0	0	0
fb	fb	fb	fb	fb	fb	fb	4	0	8	0
in	in	in	ir	ir	ir	ir	16	3	0	0
LDT	LDT	LDT	dt	dt	dt	dt	16	0	0	0
k	k	k	k	k	k	k	16	0	0	0
wr	wr	wr	wr	wr	wr	wr	14	5	2	0
sub	sub	sub	sub	sub	sub	sub	8	0	0	0
in	wr	in	wr	wr	in	sub	12	0	4	0
MLB	MLB	MLB	MLB	MLB	MLB	MLB	16	16	0	0
LDE	LDE	LDE	LDE	LDE	LDE	LDE	15	15	1	0
in	OLB	OLB	OLB	OLB	OLB	OLB	15	15	1	0
LCB	LCB	LCB	LCB	LCB	LCB	LCB	16	16	0	0
fb	in	fb	fb	fb	fb	fb	14	1	2	0
							2	0	2	0
ir	ir	ir	ir	ir	ir	ir	1	0	0	0
in	in	in	in	in	in	in	5	0	9	0
RB	RB	RB	RB	RB	RB	RB	16	16	0	0
in	in	in	in	in	in	in	0	0	11	5
sub	sub	sub	sub	sub	lt	sub	10	1	5	1
ss	SS	dnp	SS	SS	SS	SS	13	12	2	1
RT	RT	RT	RT	RT	RT	RT	16	15	0	0
	sub						1	0	4	0
RCB	in	RCB	cb	RCB	RCB	RCB	15	15	1	0
lb	lb	lb	lb	lb	lb	lb	16	0	0	0
							2	0	1	0

1999 OFFENSIVE STARTERS

DATE	GAME	WR	LT	LG	C	RG	RT	TE	WR	QB	RB	FB	K
Sept. 12	Detroit	Dawkins	Jones	Kendall	Glover	Habib	Weiner	Mili	Jordan	Kitna	Watters	Brown	Peterson
Sept. 19	@ Chicago	Dawkins	Jones	Kendall	Glover	Habib	G. Williams	Fauria	Mayes	Foley	Watters	Milli ⁽ⁿ⁾	Peterson
Sept. 26	@ Pittsburgh	Pritchard	Jones	Kendall	Glover	Habib	G. Williams	Fauria	Mayes	Kitna	Watters	Brown	Peterson
Oct. 3	Oakland	Pritchard	Jones	Kendall	Glover	Habib	G. Williams	Fauria	Mayes	Kitna	Watters	Brown	Peterson
Oct. 17	@ San Diego	Pritchard	Jones	Kendall	Glover	Habib	G. Williams	Fauria	Mayes	Kitna	Watters	Brown	Peterson
Oct. 24	Buffalo	Dawkins	Jones	Kendall	Glover	Habib	G. Williams	Fauria	Mayes	Kitna	Watters	Brown	Peterson
Nov. 1	@ Green Bay	Dawkins	Jones	Kendall	Gray	Habib	G. Williams	Fauria	Mayes	Kitna	Watters	Pritchard ^(ws)	Peterson
Nov. 7	Cincinnati	Dawkins	Jones	Kendall	Gray	Habib	G. Williams	Fauria	Mayes	Kitna	Watters	Pritchard ^(ws)	Peterson
Nov. 14	Denver	Dawkins	Jones	Kendall	Gray	Habib	G. Williams	Fauria	Mayes	Kitna	Watters	Strong	Peterson
Nov. 21	@ Kansas City	Dawkins	Jones	Kendall	Gray	Habib	G. Williams	Fauria	Mayes	Kitna	Watters	Brown	Peterson
Nov. 28	Tampa Bay	Dawkins	Jones	Kendall	Gray	Habib	G. Williams	Fauria	Mayes	Kitna	Watters	Brown	Peterson
Dec. 5	@ Oakland	Dawkins	Jones	Kendall	Gray	Habib	G. Williams	Fauria	Mayes	Kitna	Watters	Galloway ^(ws)	Peterson
Dec. 12	San Diego	Dawkins	Jones	Kendall	Gray	Habib	G. Williams	Fauria	Mayes	Kitna	Watters	Brown	Peterson
Dec. 19	@ Denver	Dawkins	Jones	Kendall	Gray	Habib	G. Williams	Fauria	Mayes	Kitna	Watters	Galloway ^(ws)	Peterson
Dec. 26	Kansas City	Dawkins	Jones	Kendall	Gray	Habib	G. Williams	Fauria	Mayes	Kitna	Watters	Galloway ^(ws)	Peterson
Jan. 2	@ New York	Dawkins	Jones	Kendall	Gray	Habib	G. Williams	Fauria	Mayes	Kitna	Watters	Brown	Peterson
												Galloway ^(ws)	Peterson

1999 DEFENSIVE STARTERS

DATE	GAME	LDE	LDT	RDT	RDE	OIB	MILB	OILB	LCB	RCB	SS	FS	P
Sept. 12	Detroit	Sinclair	Adams	Kennedy	Daniels	Smith	Simmons	Brown	Springs	W. Williams	D. Williams	Bellamy	Feagles
Sept. 19	@ Chicago	Sinclair	Adams	Kennedy	Daniels	Smith	Simmons	Logan	Springs	W. Williams	D. Williams	Bellamy	Feagles
Sept. 26	@ Pittsburgh	Sinclair	Adams	Kennedy	Daniels	Smith	Simmons	Brown	Springs	W. Williams	D. Williams	Bellamy	Feagles
Oct. 3	Oakland	Sinclair	Adams	Kennedy	Daniels	Smith	Simmons	Brown	Springs	W. Williams	D. Williams	Bellamy	Feagles
Oct. 17	@ San Diego	Sinclair	Adams	Kennedy	Daniels	Smith	Simmons	Brown	Springs	W. Williams	D. Williams	Bellamy	Feagles
Oct. 24	Buffalo	Sinclair	Adams	Kennedy	Daniels	Smith	Simmons	Brown	Springs	W. Williams	Joseph	Bellamy	Feagles
Nov. 1	@ Green Bay	Sinclair	Adams	Kennedy	Daniels	Smith	Simmons	Brown	Springs	W. Williams	Joseph	Bellamy	Feagles
Nov. 7	Cincinnati	Sinclair	Adams	Kennedy	Daniels	Smith	Simmons	Brown	Springs	W. Williams	D. Williams	Bellamy	Feagles
Nov. 14	Denver	LaBounty	Adams	Kennedy	Daniels	Smith	Simmons	Brown	Springs	W. Williams	D. Williams	Bellamy	Feagles
Nov. 21	@ Kansas City	Sinclair	Parker	Kennedy	Daniels	Logan	Simmons	Brown	Springs	W. Williams	D. Williams	Bellamy	Feagles
Nov. 28	Tampa Bay	Sinclair	Parker	Kennedy	Daniels	Logan	Simmons	Brown	Springs	Canty	D. Williams	Bellamy	Feagles
Dec. 5	@ Oakland	Sinclair	Parker	Kennedy	Daniels	Smith	Simmons	Brown	Springs	W. Williams	D. Williams	Bellamy	Feagles
Dec. 12	San Diego	Sinclair	Parker	Kennedy	Daniels	Smith	Simmons	Brown	Springs	Hanks	D. Williams	Bellamy	Feagles
Dec. 19	@ Denver	Sinclair	Adams	Kennedy	Daniels	Smith	Simmons	Brown	Springs	W. Williams	D. Williams	Bellamy	Feagles
Dec. 26	Kansas City	Sinclair	Adams	Kennedy	Daniels	Smith	Simmons	Brown	Springs	W. Williams	D. Williams	Bellamy	Feagles
Jan. 2	@ NY Jets	Sinclair	Adams	Kennedy	Daniels	Smith	Simmons	Brown	Springs	W. Williams	D. Williams	Bellamy	Feagles

1999 OFFENSE

	9/12 DET	9/17 @CHI	9/26 @PTT	10/3 OAK	10/17 @SD	10/24 BUF	11/1 @GB
Points	20	14	29	22	10	26	27
1 Quarter	0	0	17	3	0	13	7
2 Quarter	7	0	9	6	3	10	7
3 Quarter	7	0	0	10	7	0	7
4 Quarter	6	14	3	3	0	3	6
Overtime	-	-	-	-	-	-	-
First Downs	19	19	16	15	16	18	12
Rushing	9	4	3	3	3	5	4
Passing	10	13	12	8	9	11	7
Penalty	0	2	1	4	4	2	1
3rd Down Eff	1/10	6/13	7/17	8/15	3/13	5/15	3/14
Percentage	10.0	46.2	41.2	53.3	23.1	33.3	21.4
4th Down Eff	0/2	0/1	0/0	0/0	0/0	0/0	0/0
Percentage	00.0	00.0	00.0	00.0	00.0	00.0	00.0
Total Net Yds	205	343	341	276	201	385	222
Plays	52	64	64	58	59	63	57
Avg/Play	3.9	5.4	5.3	4.8	3.4	6.1	3.9
Net Yds Rush	31	94	90	75	61	110	132
Plays	16	28	34	26	27	32	36
Avg/Play	3.9	3.4	2.6	2.9	2.3	3.4	3.7
Net Yds Pass	174	249	251	201	140	275	90
Sack/loss	6/28	6/34	1/14	2/12	3/11	1/1	2/19
Gross Yds	202	283	265	213	151	276	109
Att/Comp	30/20	30/18	29/18	30/15	29/17	30/17	19/12
Int	0	0	0	1	1	0	0
Avg/Play	4.8	6.9	8.4	6.3	4.4	8.9	4.3
Punts/Avg.	6/47.7	6/34.8	4/38.5	4/46.5	8/41.4	5/32.0	8/39.6
Blocked	0	0	0	0	0	0	0
Punt Ret/Yds	3/6	2/45	2/106	2/75	2/3	1/5	3/5
Kickoff Ret/Yds	6/105	3/67	1/22	4/86	3/86	2/69	2/24
Int Ret/Yds	0/0	0/0	0/0	1/24	1/4	0/0	0/0
Penalties/Yds	5/34	8/70	7/50	5/40	6/49	6/40	6/67
Fumbles/Lost	4/2	3/3	3/2	2/0	1/0	0/0	5/2
Touchdowns	3	2	2	2	1	2	3
Rushing	0	0	0	0	0	0	0
Passing	2	2	0	2	1	2	2
Returns	0	0	1	0	0	0	0
Defense	1	0	1	0	0	0	1
Safeties	0	0	0	0	0	0	0
1 Pt PAT/Att	2/2	2/2	2/2	1/1	1/1	2/2	3/3
2Pt PAT/Att	0/1	0/0	0/0	0/1	0/0	0/0	0/0
FG/Att	0/1	0/0	5/6	3/3	1/2	4/4	2/2
Time of Poss	25:15	28:03	32:47	27:40	28:04	29:11	31:08
Take/Give Ratio	-1	-2	+3	0	+3	+3	+5
Avg Drive Start	19	29	36	31	31	38	36

1999 OFFENSE

1999 AFC WEST CHAMPIONS

11/7 CIN	11/14 DEN	11/21 @KC	11/28 TB	12/5 @OAK	12/12 SD	12/19 @DEN	12/26 KC	1/2 @NYJ
37	20	31	3	21	16	30	23	9
14	3	0	0	0	3	7	10	6
14	7	14	0	7	6	7	7	0
3	0	10	0	7	7	3	6	3
6	10	7	0	7	0	13	0	0
-	-	-	-	-	-	-	-	-
26	14	20	15	20	20	19	17	14
12	3	11	7	4	3	4	1	1
11	11	7	8	15	16	12	12	13
3	0	2	0	1	1	3	4	0
5/10	5/12	4/12	4/15	6/11	3/13	4/14	2/14	2/12
50.0	41.7	33.3	26.7	54.5	23.1	28.6	14.3	16.7
0/0	0/0	0/0	0/1	1/2	0/0	0/0	0/0	1/1
00.0	00.0	00.0	00.0	50.0	00.0	00.0	00.0	100.0
360	271	369	259	324	347	364	267	266
63	53	65	69	59	64	62	61	58
5.7	5.1	5.7	3.8	5.5	5.4	5.9	4.4	4.6
173	41	134	89	90	76	114	60	33
37	21	32	22	19	21	17	28	12
4.7	3.0	4.2	4.0	4.7	3.6	6.7	2.1	2.8
187	230	235	170	234	271	250	207	233
2/15	1/5	0/0	3/27	1/11	3/14	3/28	3/9	1/4
202	235	235	197	245	285	278	216	237
24/14	31/16	33/14	44/19	39/22	40/25	42/22	30/18	45/21
2	1	1	5	2	1	0	0	2
7.2	7.2	7.1	3.6	5.9	6.3	5.6	6.3	5.1
2/36.5	4/37.8	5/45.0	7/38.4	1/43.0	3/49.3	6/43.2	9/39.1	6/43.7
0	0	0	0	0	0	0	0	0
2/9	1/13	3/38	3/38	0/0	1/14	1/6	2/40	2/16
4/95	4/113	5/96	4/55	7/160	6/163	7/171	3/45	7/190
2/5	1/2	1/0	5/86	1/40	1/21	2/0	3/50	2/0
8/71	9/105	5/29	5/50	1/14	5/47	12/118	5/55	5/44
1/0	2/1	3/1	2/1	2/2	1/1	2/2	0/0	0/0
4	2	4	0	3	1	3	2	0
1	0	2	0	1	0	1	0	0
3	2	2	0	2	1	2	2	0
0	0	0	0	0	0	0	0	0
0	0	0	0	0	0	0	0	0
0	0	0	0	0	0	0	0	0
4/4	2/2	4/4	0/0	3/3	1/1	3/3	2/2	0/0
0/0	0/0	0/0	0/0	0/0	0/0	0/0	0/0	0/0
3/3	2/2	2/2	1/1	0/0	3/6	3/3	3/3	3/3
29:33	23:57	28:01	28:04	24:05	28:00	28:12	31:41	22:27
0	-1	0	-6	-3	-1	0	+3	0
43	31	33	32	33	33	34	44	27

1999 DEFENSE

	9/12 DET	9/19 @CHI	9/26 @PTT	10/3 OAK	10/17 @SD	10/24 BUF	11/1 @GB
Points	28	13	10	21	13	16	7
1 Quarter	3	0	0	7	0	0	0
2 Quarter	22	10	0	7	7	3	7
3 Quarter	0	3	0	7	0	6	0
4 Quarter	3	0	10	0	6	7	0
Overtime	-	-	-	-	-	-	-
First Downs	19	20	15	21	19	25	17
Rushing	9	7	2	9	3	9	7
Passing	10	11	12	12	14	13	8
Penalty	0	2	1	0	2	3	2
3rd Down Eff	5/14	7/18	3/12	8/15	5/15	5/16	5/17
Percentage	35.6	38.9	25.0	53.3	33.3	31.3	29.4
4th Down Eff	0/0	2/2	0/2	1/1	0/0	1/2	0/1
Percentage	00.0	100.0	00.0	100.0	00.0	50.0	0.0
Total Net Yds	369	311	272	383	330	352	307
Plays	67	77	62	68	68	78	74
Avg/Play	5.5	4.0	4.4	5.6	4.9	4.5	4.1
Net Yds Rush	167	115	65	166	49	103	125
Plays	36	30	19	32	21	24	29
Avg/Play	4.6	3.8	3.4	5.2	2.3	4.3	4.3
Net Yds Pass	202	196	207	217	281	249	182
Sack/loss	5/14	3/20	3/13	2/3	2/15	4/45	4/30
Gross Yds	216	216	220	220	296	294	212
Att/Comp	26/16	44/23	41/21	34/19	45/27	50/24	41/16
Int	1	0	5	1	4	2	4
Avg/Play	6.5	4.2	4.8	6.0	6.0	4.6	4.0
Punts/Avg.	7/39.7	5/47.6	5/56.0	5/35.2	5/47.0	6/36.5	6/39.5
Blocked	0	0	0	0	0	0	0
Punt Ret/Yds	3/11	2/54	1/39	2/4	4/30	0/0	3/26
Kickoff Ret/Yds	5/92	3/68	6/98	6/107	3/66	7/100	6/91
Int Ret/Yds	1/40	0/0	5/81	1/7	4/35	2/10	4/18
Penalties/Yds	11/123	13/89	5/43	9/88	11/61	6/35	10/103
Fumbles/Lost	1/0	1/1	1/0	0/0	1/0	1/1	5/3
Touchdowns	3	1	1	3	1	2	1
Rushing	0	1	0	1	1	0	0
Passing	3	0	1	2	0	2	1
Returns	0	0	0	0	0	0	0
Defense	0	0	0	0	0	0	0
Safeties	1	0	0	0	0	0	0
1 Pt PAT/Att	2/3	1/1	1/1	3/3	1/1	1/1	1/1
2Pt PAT/Att	0/0	0/0	0/0	0/0	0/0	0/1	0/0
FG/Att	2/2	2/4	1/1	0/1	2/3	1/1	0/1
Time of Poss	34:45	31:57	27:13	32:20	31:56	30:49	28:52
Take/Give Ratio	+1	+2	-3	0	-3	-3	-5
Avg Drive Start	25	35	31	26	31	24	31

1999 DEFENSE

11/7 CIN	11/14 DEN	11/21 @KC	11/28 TB	12/5 @OAK	12/12 SD	12/19 @DEN	12/26 KC	1/2 @NYJ
20	17	21	16	30	19	36	14	19
10	0	3	0	3	10	14	0	3
0	0	10	6	14	3	3	7	10
3	17	0	0	7	0	6	7	3
7	0	6	10	6	6	7	0	3
-	-	-	-	-	-	6	-	-
19	18	22	9	24	22	26	17	20
7	6	6	5	6	9	11	4	7
11	9	16	4	18	11	11	12	11
1	3	0	0	0	2	4	1	2
4/13	6/15	8/17	5/17	3/9	3/13	10/17	6/16	5/14
30.8	40.0	47.1	29.4	33.3	23.0	58.8	37.5	35.7
2/3	1/2	0/0	0/0	1/1	0/1	0/0	0/1	0/1
66.7	50.0	0.0	0.0	100.0	0.0	0.0	0.0	0.0
397	323	373	156	415	329	430	302	379
62	62	76	60	65	75	74	68	68
6.4	5.2	4.9	2.6	6.4	4.4	5.8	4.4	5.6
103	87	76	105	162	107	260	72	177
23	31	25	37	41	39	33	22	41
4.5	2.8	3.0	2.8	4.0	2.7	7.9	3.3	4.3
294	236	297	51	253	222	170	230	202
1/8	1/3	2/25	5/31	0/0	1/7	2/10	4/24	1/9
302	239	322	82	253	229	180	254	211
38/20	30/20	49/30	18/8	24/19	35/20	39/20	42/22	26/15
2	1	1	0	1	1	2	3	2
7.5	7.6	5.8	2.2	10.5	6.2	4.1	5.0	7.5
3/39.3	5/40.4	7/40.7	9/39.9	0/0	5/42.6	3/48.7	7/38.1	3/48.3
0	0	0	0	0	0	0	0	0
1/8	1/2	3/20	1/3	1/1	0/0	5/110	5/30	4/34
7/132	5/86	6/135	2/58	4/63	5/84	7/133	6/113	3/74
2/7	1/29	1/0	0/0	1/40	1/0	0/0	0/0	2/50
16/107	6/55	8/60	2/15	1/5	9/55	8/62	11/64	3/25
1/0	0/0	1/1	1/0	0/0	0/0	0/0	1/0	0/0
2	2	2	1	3	1	4	2	1
1	0	2	0	1	1	0	0	1
1	2	0	0	2	0	2	2	0
0	0	0	0	0	0	1	0	0
0	0	0	0	0	0	1	0	0
0	0	0	0	0	0	0	0	0
2/2	2/2	1/1	1/1	3/3	1/1	4/4	2/2	1/1
0/0	0/0	0/1	0/0	0/0	0/0	0/0	0/0	0/0
2/2	1/1	2/2	3/3	3/4	4/4	3/5	0/0	4/4
30:27	36:03	31:59	31:56	35:55	32:00	34:31	28:19	37:33
0	+1	02	+6	+3	+1	0	-3	0
27	35	27	39	38	30	29	19	34

1999 AFC WEST CHAMPIONS

1999

3RD DOWN EFFICIENCY

1999 AFC WEST CHAMPIONS

DATE	TEAM	-----Yards to Go-----										TOTAL	PCT.
		1	2	3	4	5	6	7	8	9	10+		
9/12	Seahawks	0-1	0-0	0-1	0-1	0-1	0-0	1-1	0-0	0-0	0-5	1-10	.100
	Lions	1-2	1-1	0-1	1-1	1-2	0-1	0-0	0-0	0-0	1-6	5-14	.357
9/19	Seahawks	2-2	0-0	1-1	1-1	0-1	1-1	0-0	0-2	0-1	1-4	6-13	.462
	@ Bears	1-2	1-1	0-1	0-4	0-0	1-2	1-3	1-1	0-1	2-3	7-18	.389
9/26	Seahawks	0-1	0-0	2-3	0-3	0-0	0-2	2-2	0-0	1-2	2-4	7-17	.412
	@ Steelers	0-1	1-3	0-0	0-0	0-0	0-0	0-1	0-1	0-0	2-6	3-12	.250
10/3	Seahawks	2-2	0-0	1-1	0-0	0-1	0-1	2-3	1-2	0-2	2-3	8-15	.533
	Raiders	2-2	0-0	3-3	0-1	2-3	0-0	0-0	0-1	1-2	1-4	9-16	.563
10/17	Seahawks	0-1	0-1	1-3	0-1	0-1	0-0	0-0	2-3	0-0	0-3	3-13	.231
	@ Chargers	0-1	0-0	0-2	0-0	1-3	0-0	1-1	0-1	0-1	3-6	5-15	.333
10/24	Seahawks	1-2	0-0	1-2	0-1	0-0	0-0	0-1	1-2	1-1	1-6	5-15	.333
	Bills	1-2	0-0	1-3	1-2	1-2	0-0	0-2	0-0	0-0	1-5	5-16	.313
11/1	Seahawks	0-1	2-4	0-1	1-3	0-0	0-0	0-1	0-0	0-2	0-2	3-14	.214
	@ Packers	2-2	0-0	0-0	0-1	0-1	0-0	0-1	0-0	0-0	3-12	5-17	.294
11/7	Seahawks	1-1	0-0	1-1	0-1	0-0	0-0	0-0	0-0	0-0	3-7	5-10	.500
	Bengals	1-2	0-1	0-1	0-0	0-1	0-0	1-1	0-1	1-1	1-5	4-13	.307
11/14	Seahawks	2-2	0-0	0-1	1-2	0-0	0-0	0-1	1-1	0-2	1-3	5-12	.417
	Broncos	2-3	0-1	0-0	1-1	0-1	0-1	1-2	0-0	0-0	2-6	6-15	.400
11/21	Seahawks	0-0	0-0	0-0	0-1	2-2	0-0	0-1	0-1	0-1	2-6	4-12	.333
	@ Chiefs	3-3	0-1	1-1	0-2	0-1	0-1	0-0	1-2	0-0	3-6	8-17	.471
11/28	Seahawks	2-2	0-2	0-0	0-0	0-1	0-1	1-1	1-2	0-1	0-5	4-15	.267
	Buccaneers	2-2	1-1	1-1	0-0	1-2	0-0	0-4	0-2	0-0	0-5	5-17	.294
12/5	Seahawks	1-1	2-2	0-1	1-1	0-0	0-0	0-0	0-1	0-2	2-3	6-11	.545
	@ Raiders	0-2	0-0	0-2	1-1	1-2	1-2	0-0	0-0	0-0	0-0	3-9	.333
12/12	Seahawks	0-0	2-3	0-0	0-1	1-1	0-0	0-1	0-2	0-2	0-3	3-13	.231
	@ Chargers	0-0	1-1	0-0	1-1	0-0	0-2	0-2	0-0	0-2	1-5	3-13	.231
12/19	Seahawks	1-1	2-2	0-0	0-1	1-2	0-0	0-2	0-2	0-0	0-4	4-14	.286
	@ Broncos	2-2	0-1	1-1	0-1	1-2	0-0	1-1	2-2	2-3	1-4	10-17	.588
12/26	Seahawks	0-1	0-3	1-1	0-1	1-2	0-0	0-0	0-1	0-2	0-3	2-14	.143
	Chiefs	0-1	1-1	2-2	1-1	0-0	1-1	0-0	0-0	1-2	0-8	6-16	.375
1/2	Seahawks	0-1	1-1	0-0	0-0	1-2	0-1	0-1	0-1	0-0	0-5	2-12	.167
	@ Jets	0-1	0-1	0-0	0-0	0-1	1-3	2-2	0-1	1-1	1-4	5-14	.357
Totals	Seahawks	12-19	9-18	8-16	4-18	6-14	1-6	6-15	6-20	2-18	14-66	68-210	.324
	Opponents	17-28	6-13	9-18	6-16	8-21	4-13	7-20	4-12	6-13	22-85	89-239	.372

1999 DRIVE CHART

DATE	TEAM	-----DRIVE ENDED BY-----											PTS	PTS/DRV	EFF.
		DRIVES	3/OUT	TD	FG	FGA	PNT	DWN	TRN	SAF	CLK				
9/12	Seahawks	12	5	2	0	1	6	1	1	1	0	14	1.2	.167	
	Lions	15	2	3	2	2	7	0	1	0	2	26	1.7	.333	
9/19	Seahawks	12	1	2	0	0	5	1	3	0	1	14	1.2	.167	
	@ Bears	12	2	1	2	4	5	0	1	0	1	13	1.1	.333	
9/26	Seahawks	13	1	0	5	6	4	0	2	0	1	15	1.2	.385	
	@ Steelers	14	3	1	1	1	5	2	5	0	0	10	0.7	.143	
10/3	Seahawks	10	2	2	3	3	4	0	1	0	0	22	2.2	.500	
	Raiders	11	2	3	0	1	5	0	1	0	1	21	1.9	.273	
10/17	Seahawks	13	3	1	1	2	8	0	1	0	1	10	0.8	.154	
	@ Chargers	13	2	1	2	3	5	0	4	0	0	13	1.0	.231	
10/24	Seahawks	12	2	2	4	4	5	1	0	0	0	26	2.2	.500	
	Bills	14	3	2	1	1	6	1	3	0	1	16	1.1	.214	
11/1	Seahawks	15	7	2	2	2	8	0	1	0	2	20	1.3	.267	
	@ Packers	16	3	1	0	1	6	1	7	0	0	7	0.4	.063	
11/7	Seahawks	11	1	4	3	3	2	0	2	0	0	37	3.4	.636	
	Bengals	12	2	2	2	2	3	1	2	0	2	20	1.7	.333	
11/14	Seahawks	10	3	2	2	2	4	0	1	0	1	20	2.0	.400	
	Broncos	11	2	2	1	1	5	1	1	0	1	17	1.5	.273	
11/21	Seahawks	13	2	4	1	1	5	0	2	0	1	31	2.4	.385	
	@ Chiefs	13	4	2	2	2	7	0	2	0	0	19	1.3	.308	
11/28	Seahawks	14	5	0	1	1	7	0	6	0	0	3	0.2	.071	
	@ Bucs	15	7	1	3	3	8	0	0	0	2	16	1.1	.267	
12/5	Seahawks	9	1	3	0	0	1	1	4	0	0	21	2.3	.333	
	@ Raiders	10	0	3	3	4	0	0	1	0	2	30	3.0	.600	
12/12	Seahawks	12	2	1	3	6	3	0	2	0	0	16	1.3	.333	
	Chargers	13	2	1	4	4	5	1	1	0	1	19	1.5	.385	
12/19	Seahawks	14	4	3	3	3	6	0	2	0	0	30	2.1	.429	
	@ Broncos	13	1	2	3	5	3	0	2	0	1	23	1.8	.385	
12/26	Seahawks	14	4	2	3	3	9	0	0	0	0	23	1.6	.357	
	Chiefs	15	4	2	0	0	7	1	3	0	2	14	0.9	.133	
1/2	Seahawks	12	4	0	3	3	6	0	2	0	1	9	0.8	.250	
	@ Jets	11	2	1	4	4	3	0	2	0	1	19	1.8	.455	
TOT	Seahawks	196	47	30	34	40	83	4	30	1	8	311	1.6	.327	
	Opponent	208	41	28	30	38	80	8	36	0	17	283	1.4	.279	

1999

INSIDE THE 20

1999 AFC WEST CHAMPIONS

DATE	TEAM	TRIPS/SCORES	TD	ATT/FG	POINTS	INT	FUM	DOWN	TO	CLOCK
9/12	Seahawks	2/1	1	1/0	7	0	0	0	0	0
	Lions	3/2	2	0/0	13	0	0	0	0	1
9/19	Seahawks	1/0	0	0/0	0	0	1	0	1	0
	@ Bears	3/2	1	1/1	10	0	1	0	1	0
9/26	Seahawks	3/1	0	2/1	3	0	1	0	1	0
	@ Steelers	3/2	1	1/1	10	1	0	0	1	0
10/3	Seahawks	2/2	0	2/2	6	0	0	0	0	0
	Raiders	3/3	3	0/0	21	0	0	0	0	0
10/17	Seahawks	1/1	1	0/0	7	0	0	0	0	0
	@ Chargers	2/2	1	1/1	10	0	0	0	0	0
10/24	Seahawks	1/1	0	1/1	3	0	0	0	0	0
	Bills	2/2	2	0/0	14	0	0	0	0	0
11/1	Seahawks	4/4	2	2/2	20	0	0	0	0	0
	@ Packers	1/0	0	0/0	0	0	1	0	0	0
11/7	Seahawks	6/6	4	2/2	34	0	0	0	0	0
	Bengals	3/2	1	1/1	10	1	0	0	0	0
11/14	Seahawks	3/3	1	2/2	13	0	0	0	0	0
	Broncos	3/2	1	1/1	10	1	0	0	0	0
11/21	Seahawks	2/2	2	0/0	14	0	0	0	0	0
	@ Chiefs	4/4	2	2/2	19	0	0	0	0	0
11/28	Seahawks	1/1	1	0/0	7	0	0	0	0	0
	Buccaneers	3/2	1	1/1	10	0	0	0	0	1
12/5	Seahawks	3/2	2	0/0	14	0	1	0	1	0
	@ Raiders	6/5	3	1/1	24	1	0	0	1	0
12/12	Seahawks	3/3	1	2/2	13	0	0	0	0	0
	Chargers	3/3	1	2/2	13	0	0	0	0	0
12/19	Seahawks	3/3	2	1/1	17	0	0	0	0	0
	@ Broncos	4/5	2	2/2	20	1	0	0	1	0
12/26	Seahawks	4/4	2	2/2	20	0	0	0	0	0
	Chiefs	1/1	1	0/0	7	0	0	0	0	0
1/2	Seahawks	1/1	0	1/1	3	0	0	0	0	0
	@ Jets	5/5	1	4/4	19	0	0	0	0	0
Totals	Seahawks	42/37	19	20/18	187	0	3	0	3	0
	Opponents	48/42	23	19/19	211	5	2	0	4	2

1999 SUPERLATIVES

Overall	9-7	When Leading After 3 Quarters	6-2
Home	5-3	When Trailing After 3 Quarters	3-5
Road	4-4	When Tied After 3 Quarters	0-0
By Month		When Scoring...	
September	2-1	First	6-3
October	2-1	>19 Points	1-4
November	4-1	<20 Points	8-3
December	1-3		
January	0-1	When Outrushing Opponents	5-1
Turf		When + in Time of Possession	3-0
Artificial	6-5	When - in Time of Possession	6-7
Natural	3-2	When = in Time of Possession	0-0
		When + in Takeaway/Giveaway	4-1
Vs. AFC	7-5	When - in Takeaway/Giveaway	2-4
West	4-4	When = in Takeaway Giveaway	3-2
Central	2-0	With a 100-Yard Rusher	3-1
East	1-1	With a 100-Yard Receiver	3-0
Vs. NFC	2-2	With a 300-Yard Passer	0-0
West	0-0		
Central	2-2	Versus an Opponent 100-Yard Rusher	2-2
East	0-0	Versus an Opponent 100-Yard Receiver	5-2
		Versus an Opponent 300-Yard Passer	1-0
When Leading at Halftime	7-0		
When Trailing at Halftime	2-7		
When Tied at Halftime	0-0		

1999 WEEKLY RANKINGS

NFL

AFC

WEEK	OFFENSE			DEFENSE			WEEK	OFFENSE			DEFENSE		
	TOTAL	RUSH	PASS	TOTAL	RUSH	PASS		TOTAL	RUSH	PASS	TOTAL	RUSH	PASS
1	24t	26	21	19	25	12	1	12	12	11	6	11	4
2	22	28	16	21	26	14	2	13	15	9	10	12	7
3	19	29	14	16	22	15	3	11	15	7	9	12	8
4	21	27t	21	22	24	16	4	12	14	7	13	14	9
5(Bye)	22	27	12	22	26	15	5(Bye)	11	13	6	13	15	8
6	25	29	18	22	22	22	6	14	15	9	13	14	12
7	22	28	16	24	21	22	7	12	15	7	14	13	11
8	23	26	17	23	22	20	8	12	14	8	13	14	10
9	22	23	20	26	20	26	9	12	11	11	14	13	15
10	23t	26	17	26	19	26	10	12	13	8	15	12	16
11	19	22	15	25	18	27	11	10	13	7	15	13	16
12	20	22	21	23	17	25	12	10	13	11	15	11	15
13	21	22	18	22	20	22	13	10	12	9	13	14	13
14	21	22	15t	22	20	21	14	10	12	7t	13	14	12
15	21	22	14	24	27	21	15	10	12	6	14	14	12
16	22	22	16	23	24	20	16	11	13	8	13	14	12
17	23	25	16	23	25	17	17	12	14	8	14	14	11

1999 MISCELLANEOUS

DRIVE ENGINEERING

QB	DRIVES STARTED	DRIVES ENDED BY									POINTS YLD	POINTS DRIVE	DRIVE EFF.
		TD	FG	FGA	PNT	DWN	TRN	SAF	GM	HLF			
Kitna	183	28	33	39	78	4	27	1	3	4	294	1.6	33.3
Foley	13	2	1	1	5	1	3	0	1	0	179	1.3	23.1
Seattle	196	30	34	40	83	5	30	1	4	4	311	1.6	32.6
Opponents	208	28	30	38	80	9	36	0	9	8	284	1.4	27.9

YARDS GAINED BY DOWN

TEAM	1ST DOWN			2ND DOWN			3RD DOWN			4TH DOWN			SEASON		
	ATT	YDS	AVG	ATT	YDS	AVG	ATT	YDS	AVG	ATT	YDS	AVG	ATT	YDS	AVG
Seattle	432	1919	4.4	321	1824	5.7	210	1019	4.9	8	43	5.4	971	4805	4.9
Opponents	487	2364	4.9	360	1817	5.0	239	1202	5.0	18	43	2.4	1104	5426	4.9

FIRST DOWN TENDENCIES

TEAM	RUSHING			PASSING			OVERALL			TIMES GAINED			
	ATT	YDS	AVG	ATT	YDS	AVG	ATT	YDS	AVG	10+	5+	0	NEG
Seattle	233	684	2.9	199	1235	6.2	432	1919	4.4	50	62	107	26
Opponents	268	1042	3.9	219	1322	6.0	487	2364	4.9	63	76	97	44

GOAL-TO-GO

TEAM	ATT	TD	FG	FGA	INT	FMBL	DWN	GAME	PIS
Seattle	23	12	9	9	0	1	0	0	120
Opponents	22	15	3	3	1	2	0	1	94

TAKEAWAYS/GIVEAWAYS

	NO	RESULTING IN...	TD	FG	FGA	SAF	INT	FMBL	PNT	DWN	GAME	PIS
Takeaways	36		7	6	8	0	0	5	13	0	1	67
Giveaways	33		9	8	9	1	2	3	6	1	2	89

TIMES LEADING THE TEAM IN...

- Receptions:** Mayes 7 (Chi, 9/19) (at SD, 10/17) (Buff, 10/24) (at GB, 11/1) (Cin, 11/7) (at Oak, 12/5) (at NYJ, 1/2/00); Dawkins 4 (Det, 9/12) (Den, 11/14) (at KC, 11/21) (at Den, 12/19); R. Brown 2 (TB, 11/28) (NYJ, 1/2/00); Fauria 2 (at SD, 10/17) (KC, 12/26); Watters 2 (Oak, 10/3) (at Oak, 12/5); Galloway 1 (SD, 12/12); Pritchard 1 (Pitt, 9/26).
- Receiving Yds:** Dawkins 7 (Det, 9/12) (at Pitt, 9/26) (Den, 11/14) (at KC, 11/21) (TB, 11/28) (at Den, 12/19) (at NYJ, 1/2/00); Mayes 4 (at Chi, 9/19) (Buff, 10/24) (at GB, 11/1) (Cin, 11/7); Fauria 2 (at SD, 10/17) (KC, 12/26); Galloway 2 (at Oak, 12/5) (SD, 12/12); Pritchard 2 (Oak, 10/3) (Cin, 11/7).
- Rushing Yds:** Watters 16 (Det, 9/12) (at Chi, 9/19) (at Pitt, 9/26) (Oak, 10/3) (at SD, 10/17) (Buff, 10/24) (at GB, 11/1) (Cin, 11/7) (Den, 11/14) (at KC, 11/21) (TB, 11/28) (at Oak, 12/5) (SD, 12/12) (at Den, 12/19) (KC, 12/26) (at NYJ, 1/2/00).
- Tackles:** C. Brown 5 (Oak, 10/3) (Buff, 10/24) (at GB, 11/1) (at Oak, 12/5) (at NYJ, 1/2/00); Bellamy 4 (Det, 9/12) (at SD, 10/17) (at Oak, 12/5) (KC, 12/26); Simmons 2 (Den, 11/14) (SD, 12/12); Smith 2 (at Chi, 9/19) (at Pit, 9/26); Springs 2 (at KC, 12/21) (at Oak, 12/5); D. Williams (Det, 9/12) (Cin, 11/7); Kennedy 1 (Det, 9/12); Logan 1 (Chi, 9/19); W. Williams 1 (at Den, 12/19).
- Sacks:** C. Brown 5 (Det, 9/12) (Buff, 10/24) (Den, 11/14) (TB, 11/28) (at NYJ, 1/2/00); Kennedy 4 (at Chi, 9/19) (at Pit, 9/26) (at GB, 11/1) (SD, 12/12); Sinclair 4 (Oak, 10/3) (Buff, 10/24) (at KC, 11/21) (KC, 12/26); Daniels 3 (Cin, 11/7) (TB, 11/28) (at Den, 12/19); Hanks 3 (at Chi, 9/19) (at Pit, 9/26) (TB, 11/28); LaBounty 3 (at SD, 10/17) (Buff, 10/24) (TB, 11/28); King 2 (at KC, 11/21) (TB, 11/28); Parker 2 (Oak, 10/3) (at SD, 10/17).

1999 HONORS

CHAD BROWN, LB

Steve Largent Award
(awarded to the player who exemplifies the spirit, dedication and integrity of the Seahawks)
AFC Pro Bowl Squad

JEFF FEAGLES, P

AFC Special Teams Player of the Month (December)

BRIAN HABIB, G

Ed Block Courage Award

WALTER JONES, T

AFC Pro Bowl Squad

PETE KENDALL, G

All Pro, Second Team
Football Digest

CORTEZ KENNEDY, DT

AFC Pro Bowl Squad

JON KITNA, QB

Seahawks NFL Man of the Year
AFC Offensive Player of the Month (October)

MICHAEL SINCLAIR, DE

Phil Simms All-Iron Man Team

SHAWN SPRINGS, CB

All Pro Team
Sports Illustrated
College & Pro Football Newsweekly
The Sporting News
AFC Defensive Player of the Week 8 (vs. Green Bay)

CHARLIE ROGERS, WR/PR

All Pro Team
Sporting News
All NFL Team
Pro Football Weekly
All AFC Team
Pro Football Weekly
Football News
All Rookie Team
Pro Football Weekly
College & Pro Football Newsweekly
Football News

PETE RODRIGUEZ, SPECIAL TEAMS COACH

NFL Special Teams Coach of the Decade
Dallas Morning News

1999 STANDINGS

AFC

Eastern Division	W	L	T	Pct.	Pts	Opp.
Indianapolis	13	3	0	.813	423	333
# Buffalo	11	5	0	.688	320	229
# Miami	9	7	0	.563	326	336
N.Y. Jets	8	8	0	.500	308	309
New England	8	8	0	.500	299	284

Central Division	W	L	T	Pct.	Pts	Opp.
Jacksonville	14	2	0	.875	396	217
#Tennessee	13	3	0	.813	392	324
Baltimore	8	8	0	.500	324	277
Pittsburgh	6	10	0	.375	317	320
Cincinnati	4	12	0	.250	283	460
Cleveland	2	14	0	.125	217	437

Western Division	W	L	T	Pct.	Pts	Opp.
Seattle	9	7	0	.563	338	298
Kansas City	9	7	0	.563	392	324
San Diego	8	8	0	.500	269	316
Oakland	8	8	0	.500	390	329
Denver	6	10	0	.375	314	318

NFC

Eastern Division	W	L	T	Pct.	Pts	Opp.
Washington	10	6	0	.625	443	377
#Dallas	8	8	0	.500	352	276
N.Y. Giants	7	9	0	.438	299	358
Arizona	6	10	0	.375	245	382
Philadelphia	5	11	0	.313	272	357

Central Division	W	L	T	Pct.	Pts	Opp.
Tampa Bay	11	5	0	.688	270	235
#Minnesota	10	6	0	.625	399	335
#Detroit	8	8	0	.500	322	323
Green Bay	8	8	0	.500	357	341
Chicago	6	10	0	.375	272	341

Western Division	W	L	T	Pct.	Pts	Opp.
St. Louis	13	3	0	.813	526	242
Carolina	8	8	0	.500	421	381
Atlanta	5	11	0	.313	285	380
San Francisco	4	12	0	.250	295	453

AFC Wild Card

TENNESSEE 22, Buffalo 16
Miami 20, SEATTLE 17

AFC Divisional

JACKSONVILLE 62, Miami 7
Tennessee 19, INDIANAPOLIS 16

AFC Championship

Tennessee 33, JACKSONVILLE 14

NFC Wild Card

WASHINGTON 27, Detroit 13
MINNESOTA 27, Dallas 10

NFC Divisional

TAMPA BAY 14, Washington 13
ST. LOUIS 49, Minnesota 37

NFC Championship


ST. LOUIS 11, Tampa Bay 6

Super Bowl XXXIV

St. Louis 23, Tennessee 16

ALL-TIME REVIEW

Riddell



1999 AFC WEST CHAMPIONS

1976 REVIEW (2-12)

DATE	W/L	SCORE	OPP	ATT	SCORING	TD	RU	PA	Rt	PAT	FG	S	Pts
09/12	L	24-30	St. Louis	58,441	Leyppoldt	0	0	0	0	19-22	8-12	0	43
09/19	L	7-31	at Washington	53,174	Smith	5	4	1	0	0	0	0	30
09/26	L	21-37	San Francisco	59,108	Largent	4	0	4	0	0	0	0	24
10/03	L	13-28	Dallas	62,027	McCullum	4	0	4	0	0	0	0	24
10/10	L	20-28	Green Bay (Mil)	54,983	McKinnis	4	0	0	0	0	0	0	24
10/17	W	13-10	at Tampa Bay	43,812	Zorn	4	0	0	0	0	0	0	24
10/24	L	14-41	Detroit	61,280	SEA	29	14	13	2	26-29	9-16	1	229
10/31	L	6-41	at L.A. Rams	52,035	OPP	53	20	27	6	51-53	20-30	0	429
11/07	W	31-13	Atlanta	57,985									
11/14	L	21-27	at Minnesota	45,087	RUSHING								
11/21	L	27-51	New Orleans	61,865	Smith	119	537	4.5	53	4			
11/28	L	16-28	at N.Y. Giants	65,111	Zorn	52	246	4.7	19	4			
12/05	L	7-34	Chicago	60,510	Testerman	67	246	3.8	16	1			
12/12	L	10-27	at Philadelphia	37,949	Nelson	52	173	3.3	25	1			
					McCinnis	46	105	2.2	14	4			
					SEA	374	1413	3.7	53	14			
					OPP	614	2881	4.6	47	20			

TEAM STATISTICS	SEA	OPP
TOTAL FIRST DOWNS	237	323
Rushing	75	166
Passing	140	136
Penalty	22	21
3rd Down: Made/Att	59/221	96/219
3rd Down Pct.	26.7	43.8
4th Down: Made/Att	15/20	6/16
4th Down Pct.	75.0	37.8
TOTAL NET YARDS	4062	5405
Avg. Per Game	290.1	386.0
Total Plays	882	1008
Avg. Per Play	4.6	5.3
NET YARDS RUSHING	1413	2881
Avg. Per Game	100.9	206.0
Total Rushes	374	614
NET YARDS PASSING	2649	2524
Avg. Per Game	189.2	180.0
Sacked/Yards Lost	28/225	27/246
Gross Yards	2874	2770
Att./Completions	480/229	367/223
Completion Pct.	47.7	60.7
Had Intercepted	30	15
PUNTS/AVERAGE	82/37.4	65/35.0
NET PUNTING AVG.	30.1	29.6
PENALTIES/YARDS	80/684	106/926
FUMBLES/LOST	30/18	23/13
TOUCHDOWNS	29	53
Rushing	14	20
Passing	13	27
Returns	2	6
TOTAL POINTS	229	429

BY QUARTERS	1	2	3	4	OT	Tot
SEA	39	73	61	56	0	229
OPP	91	116	127	95	0	429

RECEIVING	No	Yds	Avg	LG	TD
Largent	54	705	13.0	45	4
Howard	37	422	11.4	30	0
Smith	36	384	10.6	34	1
McCullum	32	506	15.8	72	4
Testerman	25	232	9.2	25	1
SEA	229	2874	12.5	80	13
OPP	223	2770	12.4	66	27

INTERCEPTIONS	No	Yds	Avg	LG	TD
Brown	4	70	17.5	33	0
Woolsey	4	19	4.7	13	0
Matthews	3	60	20.0	40	1
SEA	15	218	14.5	40	1
OPP	30	388	12.9	70	4

PUNT RETURNS	No	FC	Yds	Avg	LG	TD
Blackwood	19	2	132	6.9	26	0
Brown	13	4	74	5.6	19	0
SEA	39	6	246	6.3	26	0
OPP	56	3	534	9.5	50	1

KICKOFF RETURNS	No	Yds	Avg	LG	TD
Ross	30	655	21.8	45	0
Bolton	15	280	18.6	30	0
SEA	79	1605	20.3	45	0
OPP	46	1041	22.6	41	0

PUNTING	No	Yds	Avg	NET	TB	I20	LG	B
Engles	80	3067	38.3	29.9	3	13	55	2
SEA	82	3067	37.4	30.1	3	13	55	2
OPP	65	2275	35.0	29.6	5	10	54	2

PASSING	ATT	CMP	Yds	CMP%	Yds/ATT	TD	TD%	INT	INT%	LG	SACKED	RATING
Zorn	439	208	2571	47.3	5.85	12	2.7	27	6.1	80	25/196	49.4
Munson	37	20	295	54.0	7.97	1	2.7	3	8.1	44	3/29	----
SEA	480	229	2874	47.7	5.98	13	3.7	30	6.2	80	26/225	49.9
OPP	367	223	2770	60.7	7.54	27	7.3	15	4.0	66	27/246	91.7

FIELD GOALS	1-19	20-29	30-39	40-49	50+
Bitterlich	0-0	1-1	0-2	0-1	0-0
Leyboldt	0-0	2-2	1-2	5-7	0-1
SEA	0-0	3-3	1-4	5-8	0-1
OPP	1-1	7-7	7-11	5-9	0-2

Bitterlich: (27) (—) (36W,40W,33W)
 Leyboldt: () () (—) (48,44,45B) (25,39,51S)
 (—) (43,41) (—) (36W) (—) (45,46R) (—) (24)
 OPP: (28,46W,22,26) (37) (45,45,31) (50B,39W)
 (—) (38,36W,35B) (25,44) (20) (44W,18,40B,21)
 (32W,43,39) (46,36,21)(—) (45S,51S) (33,37)

DEFENSIVE STATISTICS

PLAYER	T	S	A	SAC	PD	FF	FR
Brown	111	85	26	0.0	17	2	0
Curtis	107	66	41	1.0	1	0	1
Bradley	101	75	26	0.0	4	1	1
Matthews	92	75	17	0.0	13	0	0
Niehaus	90	58	32	8.5	0	0	1

RECORD (FINISH): 2-12 (5th, NFC West)

HEAD COACH: Jack Patera (2-12, .143)

ASSISTANTS: Sam Boghosian (Off. Coord./OL), Bob Hollway (Def. Coord./DBs), Earl Leggett (DL), Andy MacDonald (RBs), Larry Peccatiello (LBs), Jerry Rhome (QB/ WRs/TEs)

CAPTAINS: T Norm Evans (Off), LB Mike Curtis (Def), LB Ed Bradley (Sp. Teams)

MVP: QB Jim Zorn

PRO BOWL: None

NATIONAL HONORS: Jim Zorn, NFC Offensive Rookie of the Year; DT Steve Niehaus, NFC Defensive Rookie of the Year

ALL-NFL: None

Pos.	OFFENSE	STARTS
WR	Sam McCullum	13
LT	Nick Bebout	13
LG	Bob Penchion	13
C	Fred Hoaglin	7
	*Art Kuehn	7
RG	John Demarie	7
	Bob Newton	7
RT	Norm Evans	10
TE	Ron Howard	13
WR	*Steve Largent	13
QB	*Jim Zorn	14
RB	*Sherman Smith	9
FB	*Don Testerman	8
DEFENSE		
LE	Dave Tipton	12
LT	*Steve Niehaus	14
RT	Richard Harris	8
RE	Bob Lurtsema	13
LLB	Ken Geddes	9
	*Sammy Green	5
MLB	Ed Bradley	14
RLB	Mike Curtis	14
LCB	Eddie McMillan	14
RCB	Rolly Woolsey	11
FS	Dave Brown	14
SS	Al Matthews	14
SPECIAL TEAMS		
K	Don Bitterlich	3
	John Leyboldt	11
P	Rick Engles	14

*Rookie or first-year player

AFC

EASTERN	W	L	T	Pct.	Pts.	Opp.
Baltimore	11	3	0	.786	417	246
New England*	11	3	0	.786	376	236
Miami	6	8	0	.429	263	264
NY Jets	3	11	0	.214	169	383
Buffalo	2	12	0	.143	245	363

CENTRAL	W	L	T	Pct.	Pts.	Opp.
Pittsburgh	10	4	0	.714	342	138
Cincinnati	10	4	0	.714	335	210
Cleveland	9	5	0	.643	267	287
Houston	5	9	0	.357	222	273

WESTERN	W	L	T	Pct.	Pts.	Opp.
Oakland	13	1	0	.929	350	237
Denver	9	5	0	.643	315	206
San Diego	6	8	0	.429	248	285
Kansas City	5	9	0	.357	290	376
Tampa Bay	0	14	0	.000	125	412

NFC

EASTERN	W	L	T	Pct.	Pts.	Opp.
Dallas	11	3	0	.786	296	194
Washington	*10	4	0	.714	291	217
St. Louis	10	4	0	.714	309	267
Philadelphia	4	10	0	.286	165	286
NY Giants	3	11	0	.214	170	250

CENTRAL	W	L	T	Pct.	Pts.	Opp.
Minnesota	11	2	1	.821	305	176
Chicago	7	7	0	.500	253	216
Detroit	6	8	0	.429	262	220
Green Bay	5	9	0	.357	218	299

WESTERN	W	L	T	Pct.	Pts.	Opp.
Los Angeles	10	3	1	.750	351	190
San Francisco	8	6	0	.571	270	190
Atlanta	4	10	0	.286	172	312
New Orleans	4	10	0	.286	253	346
Seattle	2	12	0	.143	229	429

1977 REVIEW (5-9)

DATE	W/L	SCORE	OPPONENT	ATT.	SCORING	TD	RU	PA	Rt	PAT	FG	S	Pts
09/18	L	14-29	Baltimore	58,991	Largent	10	0	10	0	0	0	0	60
09/25	L	20-42	at Cincinnati	45,579	Leypoldt	0	0	0	0	33-37	9-18	0	60
10/02	L	13-24	Denver	53,108	Sims	8	5	3	0	0	0	0	48
10/09	L	0-31	at New England	45,929	Smith	6	4	2	0	0	0	0	36
10/16	W	30-23	Tampa Bay	54,783	Testerman	5	1	4	0	0	0	0	30
10/23	L	13-31	at Miami	29,855	SEA	37	12	23	2	33-37	9-18	0	282
10/30	W	56-17	Buffalo	61,180	OPP	43	21	19	3	42-43	23-31	0	373
11/06	L	7-44	at Oakland	50,929									
11/13	W	17-0	at N. Y. Jets	43,973	RUSHING								
11/20	L	10-22	Houston	61,519	Smith	163	763	4.7	39	4			
11/27	L	28-30	San Diego	55,338	Testerman	119	459	3.8	20	1			
12/04	L	20-30	at Pittsburgh	45,429	Sims	99	369	3.7	17	5			
12/11	W	34-31	at Kansas City	22,562	Hunter	32	179	5.5	20	1			
12/18	W	20-19	Cleveland	61,583	Zorn	25	141	5.6	15	1			
					SEA	461	1964	4.2	39	12			
					OPP	596	2485	4.1	41	21			

TEAM STATISTICS		SEA	OPP
TOTAL FIRST DOWNS		251	295
Rushing		116	152
Passing		116	125
Penalty		19	18
3rd Down: Made/Att	72/187	86/206	
3rd Down Pct.	38.5	42.7	
4th Down: Made/Att	6/16	9/14	
4th Down Pct.	37.8	64.3	
TOTAL NET YARDS		4292	4818
Avg. Per Game	306.5	344.1	
Total Plays	869	963	
Avg. Per Play	4.9	5.0	
NET YARDS RUSHING		1964	2485
Avg. Per Game	140.2	177.5	
Total Rushes	461	596	
NET YARDS PASSING		2328	2333
Avg. Per Game	166.2	166.6	
Sacked/Yards Lost	21/131	18/131	
Gross Yards	2459	2464	
Att./Completions	387/175	349/196	
Completion Pct.	45.2	56.1	
Had Intercepted	32	25	
PUNTS/AVERAGE	64/37.9	54/35.9	
NET PUNTING AVG.	30.9	30.8	
PENALTIES/YARDS	76/666	96/794	
FUMBLES/BALL LOST	26/13	20/11	
TOUCHDOWNS		37	43
Rushing	12	21	
Passing	23	19	
Returns	2	3	
TOTAL POINTS		282	373

By Quarters	1	2	3	4	OT	Tot
SEA	52	106	57	67	0	282
OPP	101	105	65	102	0	373

RECEIVING		No	Yds	Avg	LG	TD
Largent		33	643	19.4	74	10
Testerman		31	219	7.0	25	4
Smith		30	419	13.9	44	2
Ferguson		19	374	19.6	45	2
Howard		17	177	10.4	24	1
Sims		12	176	14.6	82	3
Sawyer		10	105	10.5	27	0
SEA		175	2459	14.0	82	23
OPP		196	2464	12.5	67	19

INTERCEPTIONS		No	Yds	Avg	LG	TD
Beamon		6	36	6.0	16	0
McMillan		4	157	39.2	57	0
Brown		4	68	17.0	29	1
Preece		4	55	13.7	29	0
Geddes		3	9	3.0	6	0
SEA		25	356	14.2	57	1
OPP		32	594	18.5	102	3

KICKOFF RETURNS		No	Yds	Avg	LG	TD
Hunter		36	820	22.7	41	0
Ferguson		11	240	21.8	39	0
Packer		13	280	21.5	44	0
SEA		71	1502	21.2	44	0
OPP		50	1240	24.8	70	0

PUNT RETURNS		No	FC	Yds	Avg	LG	TD
Packer		20	0	131	6.5	31	0
SEA		31	4	217	7.0	31	0
OPP		41	2	372	9.0	39	0

PASSING	ATT	CMP	Yds	CMP% Yds/Att	TD	TD%	INT	INT%	LG	SACKED	RATING
Zorn	251	104	1683	41.4 6.60	16	6.3	19	7.5	82	12/51	54.2
Myer	130	70	729	53.8 5.60	6	4.6	12	9.2	45	9/80	47.6
SEA	387	175	2459	45.2 6.35	23	5.9	32	8.2	82	21/131	51.7
OPP	349	196	2465	56.1 7.06	19	5.4	25	7.1	67	18/131	66.6

PUNTING	No	Yds	Avg	NET	TB	120	LG	B
Weaver	58	2293	39.5	31.8	4	10	59	1
Engles	4	137	34.3	25.3	0	0	41	1
SEA	64	2430	37.9	30.6	4	10	59	2
OPP	54	1942	35.9	30.8	3	11	61	2

FIELD GOALS	1-19	20-29	30-39	40-49	50+
Leyboldt	1-2	2-3	2-4	3-4	1-5
SEA	1-2	2-3	2-4	3-4	1-5
OPP	0-0	9-10	10-12	4-9	0-0

Leyboldt:(19B)(52S,32,42)(52S)(—) (43,21R,37B)
(19,41)(—)(—)(33R, 43L,50R,33 (51)(—)(20,27)
(—)(51S)

Opp: (45R,38,42) (—) (36) (36,26R) (40,37,20)
(39L,41) (25) (35,39,37) (46R) (31B,46B,27,37)
(40,26,39) (22,28,43) (49L,23,45L) (24,38)

DEFENSIVE STATISTICS

PLAYER	T	S	A	Sac	PD	FF	FR
Beeson	136	110	26	1.0	5	0	1
Beamon	128	82	36	0.0	8	1	0
Green	98	57	41	0.0	5	1	0
Preece	96	61	35	0.0	5	1	1
McMillan	80	63	17	0.0	15	0	3
Lurtsema	79	46	33	2.0	0	0	0

RECORD (FINISH): 5-9 (4th, AFC West). Set record for wins by 2nd year expansion team.

HEAD COACH: Jack Patera (7-21, .250)

ASSISTANTS: Sam Boghosian (Off. Coord./OL), Bob Hollway (Def. Coord./DBs), Earl Leggett (DL), Andy MacDonald (RBs), Larry Peccatiello (LBs), Jerry Rhome (QBs/ WRs/TEs)

CAPTAINS: T Norm Evans (Off), S Eddie McMillan (Def), S Steve Preece (Sp. Teams)

MVP: WR Steve Largent

PRO BOWL: None NATIONAL HONORS: None ALL-NFL: None

Pos.	OFFENSE	STARTS
WR	Duke Ferguson	8
	Sam McCullum	3
	Steve Raible	3
LT	Nick Bebout	12
LG	Gordon Jolley	11
	*Tom Lynch	5
C	Art Kuehn	14
RG	Ron Coder	14
RT	Norm Evans	13
TE	Ron Howard	12
WR	Steve Largent	14
QB	Jim Zorn	10
	Steve Myer	4
RB	Sherman Smith	13
FB	Don Testerman	13

DEFENSE

LE	Richard Harris	14
LT	Ron East	14
RT	Bob Lurtsema	9
	*Dennis Boyd	5
RE	Alden Roche	9
LLB	Sammy Green	14
MLB	*Terry Beeson	13
RLB	Ken Geddes	14
LCB	Eddie McMillan	4
RCB	Dave Brown	14
SS	Autry Beamon	9
	Don Dufek	5
FS	Steve Preece	14

SPECIAL TEAMS

K	John Leyboldt	14
P	Rick Engles	1
	Herman Weaver	13

*Rookie or first-year player

AFC

EASTERN	W	L	T	Pct.	Pts.	Opp.
Baltimore	10	4	0	.714	295	221
Miami	10	4	0	.714	313	197
New England	9	5	0	.643	278	217
NY Jets	3	11	0	.214	191	300
Buffalo	3	11	0	.214	160	313

CENTRAL	W	L	T	Pct.	Pts.	Opp.
Pittsburgh	9	5	0	.643	283	243
Houston	8	6	0	.571	299	230
Cincinnati	8	6	0	.571	238	235
Cleveland	6	8	0	.429	269	267

WESTERN	W	L	T	Pct.	Pts.	Opp.
Denver	12	2	0	.857	274	148
Oakland*	11	3	0	.786	351	230
San Diego	7	7	0	.500	222	205
Seattle	5	9	0	.357	282	373
Kansas City	2	12	0	.143	225	349

NFC

EASTERN	W	L	T	Pct.	Pts.	Opp.
Dallas	12	2	0	.857	345	212
Washington	9	5	0	.643	196	189
St. Louis	7	7	0	.500	272	287
Philadelphia	5	9	0	.357	220	207
NY Giants	5	9	0	.357	181	265

CENTRAL	W	L	T	Pct.	Pts.	Opp.
Minnesota	9	5	0	.643	231	227
Chicago*	9	5	0	.643	255	253
Detroit	6	8	0	.429	183	252
Green Bay	4	10	0	.286	134	219
Tampa Bay	2	12	0	.143	103	223

WESTERN	W	L	T	Pct.	Pts.	Opp.
Los Angeles	10	4	0	.714	302	146
Atlanta	7	7	0	.500	179	129
San Francisco	5	9	0	.357	220	260
New Orleans	3	11	0	.214	232	336

1978 REVIEW (9-7)

1999 AFC WEST CHAMPIONS

DATE	W/L SCORE	OPPONENT	ATT	By QUARTERS	1	2	3	4	OT	TOT			
09/03	L 20-24	San Diego	55,778	SEA	85	115	50	95	0	345			
09/10	L 10-21	at Pittsburgh	48,277	OPP	68	114	79	94	3	358			
09/17	W 24-17	at N.Y. Jets	46,911										
09/24	W 28-16	Detroit	56,781	SCORING	TD	RU	PA	RT	PAT	FG	S	Pts	
10/01	L 7-28	at Denver	74,989	Sims	15	14	1	0	0	0	0	90	
10/08	W 29-28	Minnesota	62,031	Herrera	0	0	0	0	40-44	13-21	0	79	
10/15	L 28-45	Green Bay (at Milwaukee)	52,712	Largent	8	0	8	0	0	0	0	48	
				Smith	7	6	1	0	0	0	0	42	
10/22	W 27-7	Oakland	62,529	Zorn	6	6	0	0	0	0	0	36	
10/29	L 17-20	Denver (OT)	62,948	SEA	44	28	15	1	40-44	13-21	1	345	
11/05	W 31-29	at Chicago	50,697	OPP	43	20	21	2	41-43	19-27	1	358	
11/12	L 14-17	Baltimore	61,905	RUSHING					ATT	Yds	AVG	LG	TD
11/19	W 13-10	at Kansas City	35,252	Smith	165	805	4.9	67	6				
11/26	W 17-16	at Oakland	52,978	Sims	174	752	4.3	44	14				
12/03	W 47-24	Cleveland	62,262	Hunter	105	348	3.3	55	2				
12/10	L 10-37	at San Diego	49,975	Zorn	59	290	4.9	23	6				
12/17	W 23-19	Kansas City	58,490	SEA	561	2394	4.3	67	28				
				OPP	551	2517	4.6	62	20				

TEAM STATISTICS	SEA	OPP
TOTAL FIRST DOWNS	345	331
Rushing	150	153
Passing	156	160
Penalty	39	18
3rd Down: Made/Att	98/235	88/216
3rd Down Pct.	41.7	40.7
4th Down: Made/Att	20/31	8/14
4th Down Pct.	54.5	57.1
TOTAL NET YARDS	5511	5522
Avg. Per Game	344.4	345.1
Total Plays	1072	1036
Avg. Per Play	5.1	5.3
NET YARDS RUSHING	2394	2517
Avg. Per Game	149.6	157.3
Total Rushes	561	551
NET YARDS PASSING	3117	3005
Avg. Per Game	194.8	187.8
Sacked/Yards Lost	44/284	25/220
Gross Yards	3401	3225
Att./Completions	467/261	460/263
Completion Pct.	55.9	57.2
Had Intercepted	22	22
PUNTS/AVERAGE	69/36.9	66/38.0
NET PUNTING AVG.	29.9	31.0
PENALTIES/YARDS	94/789	125/997
FUMBLES/BALL LOST	36/19	34/17
TOUCHDOWNS	44	43
Rushing	28	20
Passing	15	21
Returns	1	2
TOTAL POINTS	345	358

RECEIVING	No	Yds	AVG	LG	TD
Largent	71	1168	16.5	57	8
McCullum	37	525	14.2	44	3
Sims	30	195	6.5	25	1
Smith	28	366	13.1	64	1
Raible	22	316	14.4	38	1
SEA	261	3401	13.0	64	15
OPP	263	3225	12.3	55	21

INTERCEPTIONS	No	Yds	AVG	LG	TD
Webster	5	9	1.8	4	0
Harris	4	65	16.3	28	0
Beamon	4	17	4.3	15	0
Brown	3	44	14.7	44	0
SEA	22	193	8.8	44	1
OPP	22	300	13.6	52	1

PUNTING	No	Yds	AVG	NET	TBI20	LG	B
Weaver	66	2440	37.0	29.5	6	13	59
SEA	69	2543	36.9	29.9	6	15	59
OPP	66	2507	38.0	31.0	6	16	67

PUNT RETURNS	No	FC	Yds	AVG	LG	TD
Crawford	34	4	284	8.4	22	0
SEA	40	5	342	8.6	42	0
OPP	36	9	363	10.1	24	0

PASSING	ATT	CMP	Yds	CMP%	Yds/ATT	TD	TD%	INT	INT%	LG	SACKED	RATING
Zorn	443	248	3283	56.0	7.41	15	3.4	20	4.5	64	44/284	72.2
Myer	22	11	94	50.0	4.27	0	0.0	2	9.1	17	0/0	---
SEA	467	261	3401	55.9	7.28	15	3.2	22	4.7	64	44/284	70.0
OPP	460	263	3225	57.2	7.01	21	4.6	22	4.8	55	25/220	74.3

KICKOFF RETURNS	No	Yds	Avg	LG	TD
Hunter	16	385	24.1	38	0
Crawford	35	829	23.7	36	0
SEA	67	1510	22.5	38	0
OPP	66	1328	20.1	95	1

FGs	1-19	20-29	30-30	40-49	50+
Herrera	2-2	1-1	5-7	5-10	0-1
SEA	2-2	1-1	5-7	5-10	0-1
OPP	2-2	7-7	8-10	2-5	0-3

DEFENSIVE STATISTICS

PLAYER	T	S	A	Sac	PD	FF	FR
Beeson	153	107	46	0.0	4	0	0
Butler	122	83	39	2.0	13	0	2
Green	115	79	36	0.0	2	0	1
Webster	113	85	28	0.0	33	0	1
Harris	113	72	41	2.0	15	1	0

RECORD (FINISH): 9-7 (T2nd, AFC West).

HEAD COACH: Jack Patera (16-28, .364)

ASSISTANTS: Jack Christensen (DBs), Andy MacDonald (RBs), Jim Mora (DL), Howard Mudd (OL), Larry Peccatiello (Def Coach/ LBs), Jerry Rhome (Off. Coach/QBs/WRs /TEs)

CAPTAINS: T Norm Evans & WR Steve Largent (Off), DT Dennis Boyd (Def), S Autry Beamon (Sp. Teams)

MVP: QB Jim Zorn

PRO BOWL: WR Steve Largent (1)

NATIONAL HONORS: Jack Patera (Coach of the Year),

GM John Thompson (Ex. of the Year)

FIRST-TEAM ALL-NFL: QB Jim Zorn (NEA)

Pos.	OFFENSE	STARTS
WR	Sam McCullum	16
LT	Nick Bebout	16
LG	Tom Lynch	16
C	John Yarno	13
	Art Kuehn	3
RG	Bob Newton	16
RT	Steve August	14
	Norm Evans	2

DEFENSE

LE	Ernie Price	11
	Bill Sandifer	5
LT	Dennis Boyd	16
RT	Bill Sandifer	8
	Steve Niehaus	6
RE	Bill Gregory	14
LLB	Sammy Green	16
MLB	Terry Beeson	16
RLB	*Keith Butler	14
LCB	Cornell Webster	14
	*Keith Simpson	2
RCB	Dave Brown	16
SS	Autry Beamon	16
FS	*John Harris	16

SPECIAL TEAMS

K	Efren Herrera	16
P	Herman Weaver	16

*Rookie or first-year player

AFC

EASTERN	W	L	T	Pct.	Pts.	Opp.
New England	11	5	0	.688	358	286
Miami*	11	5	0	.688	372	254
NY Jets	8	8	0	.500	359	364
Buffalo	5	11	0	.313	302	354
Baltimore	5	11	0	.313	249	425

CENTRAL	W	L	T	Pct.	Pts.	Opp.
Pittsburgh	14	2	0	.875	356	195
Houston*	10	6	0	.625	283	298
Cleveland	8	8	0	.500	334	356
Cincinnati	4	12	0	.250	252	284

WESTERN	W	L	T	Pct.	Pts.	Opp.
Denver	10	6	0	.625	282	198
Seattle	9	7	0	.563	345	358
Oakland	9	7	0	.563	311	283
San Diego	9	7	0	.563	355	309
Kansas City	4	12	0	.250	243	327

NFC

EASTERN	W	L	T	Pct.	Pts.	Opp.
Dallas	12	4	0	.750	384	208
Philadelphia*	9	7	0	.563	270	250
Washington	8	8	0	.500	273	283
St. Louis	6	10	0	.375	248	296
NY Giants	6	10	0	.375	264	298

CENTRAL	W	L	T	Pct.	Pts.	Opp.
Minnesota	8	7	1	.531	294	306
Green Bay	8	7	1	.531	249	269
Detroit	7	9	0	.438	290	300
Chicago	7	9	0	.438	253	274
Tampa Bay	5	11	0	.313	241	259

WESTERN	W	L	T	Pct.	Pts.	Opp.
Los Angeles	12	4	0	.750	316	245
Atlanta*	9	7	0	.563	240	290
New Orleans	7	9	0	.438	281	198
San Francisco	2	14	0	.125	219	350

1979 REVIEW (9-7)

DATE	W/L	SCORE	OPPONENT	ATT	SCORING	TD	Ru	Pa	Rt	PAT	FG	S	Pts
09/02	L	16-33	San Diego	62,287	Herrera	0	0	0	0	43-46	19-23	0	100
09/09	L	10-19	at Miami	56,233	Smith	15	11	4	0	0	0	0	90
09/16	W	27-10	Oakland	61,602	Doornink	9	8	1	0	0	0	0	54
09/23	L	34-37	at Denver	74,879	Largent	9	0	9	0	0	0	0	54
09/30	L	6-24	Kansas City	61,169	McCullum	4	0	4	0	0	0	0	24
10/07	W	35-24	at San Francisco	44,592	SEA	46	24	20	2	43-46	19-23	1	378
10/14	L	10-20	at San Diego	50,077	OPP	46	23	21	2	42-46	18-28	0	372
10/21	W	34-14	Houston	60,705									
10/29	W	31-28	at Atlanta (Mon.)	52,566	RUSHING								
11/04	L	0-24	L.A. Rams	62,048	Smith	194	775	4.0	31	11			
11/11	W	29-24	at Cleveland	72,440	Doornink	152	500	3.3	26	8			
11/18	W	38-24	New Orleans	60,055	Zorn	46	279	6.1	41	2			
11/26	W	30-7	N.Y. Jets (Mon.)	59,977	Hunter	34	174	5.1	67	1			
12/02	L	21-37	at Kansas City	42,160	Moore	44	168	3.8	18	2			
12/08	W	28-23	Denver (Sat.)	60,038	SEA	500	1967	3.9	67	24			
12/16	W	29-24	at Oakland	53,177	OPP	533	2375	4.5	84	23			

TEAM STATISTICS	SEA	OPP	RECEIVING	No	Yds	Avg	LG	TD
TOTAL FIRST DOWNS	315	350	Largent	66	1237	18.7	55	9
Rushing	121	146	Doornink	54	432	8.0	41	1
Passing	171	171	Smith	48	499	10.4	35	4
Penalty	23	33	McCullum	46	739	16.1	65	4
3rd Down: Made/Att	104/243	88/224	Peets	25	293	11.7	28	1
3rd Down Pct.	42.8	39.3	Raible	20	252	12.6	41	1
4th Down: Made/Att	14/23	13/21	Moore	14	128	9.1	24	0
4th Down Pct.	60.7	61.9	SEA	292	3791	13.0	65	20
TOTAL NET YARDS	5557	5834	OPP	317	3739	11.8	51	21
Avg. Per Game	347.3	364.6						
Total Plays	1046	1078						
Avg. Per Play	5.3	5.4						

NET YARDS RUSHING	1967	2375	INTERCEPTIONS	No	Yds	Avg	LG	TD
Avg. Per Game	122.9	148.4	Brown	6	46	9.2	23	0
Total Rushes	500	533	Simpson	4	72	18.0	41	0
NET YARDS PASSING	3590	3459	Harris	2	30	15.0	25	0
Avg. Per Game	224.4	216.2	SEA	17	284	16.7	91	1
Sacked/Yards Lost	23/201	37/280	OPP	18	185	10.3	34	1
Gross Yards	3791	3739						
Att./Completions	523/292	508/317						
Completion Pct.	55.8	62.4						
Had Intercepted	18	17						

PUNTS/AVERAGE	70/38.4	69/37.9	PUNTING	No	Yds	Avg	NET	TB	I20	LG	B
NET PUNTING AVG.	33.1	31.5	Weaver	66	2651	40.2	33.4	3	11	60	3
PENALTIES/YARDS	104/903	117/1045	SEA	70	2687	38.4	33.1	4	11	60	3
FUMBLES/BALL LOST	31/18	39/16	OPP	69	2616	37.9	31.5	8	14	64	1
TOUCHDOWNS	46	46									
Rushing	24	23									
Passing	20	21									
Returns	2	2									
TOTAL POINTS	378	372									

PUNT RETURNS	No	FC	Yds	Avg	LG	TD
T. Green	16	3	121	7.6	30	0
Moore	10	1	90	9.0	29	0
SEA	34	6	281	8.3	30	0
OPP	42	12	289	6.9	27	0

KICKOFF RETURNS	No	Yds	Avg	LG	TD
T. Green	20	437	21.9	31	0
Moore	31	641	20.7	39	0
SEA	70	1444	20.6	39	0
OPP	70	1238	17.7	41	0

BY QUARTERS	1	2	3	4	OT	Tot
SEA	78	114	87	99	--	378
OPP	63	116	84	109	--	372

PASSING	ATT	CMP	Yds	CMP%	Yds/ATT	TD	TD%	INT	INT%	LG	SACKED	RATING
Zorn	505	285	3661	56.4	7.25	20	4.0	18	3.6	65	23/201	77.6
SEA	523	292	3791	55.8	7.25	20	3.8	18	3.4	65	23/201	76.2
OPP	508	317	3739	62.4	7.36	21	4.1	17	3.3	51	37/280	84.6

FIELD GOALS	1-19	20-29	30-39	40-49	50+
Herrera	1-1	7-8	5-6	6-7	0-1
SEA	1-1	7-8	5-6	6-7	0-1
OPP	0-0	10-11	6-8	2-8	0-1

Herrera: (34) (32,49R) (23B,46,20) (28,22,39B) (38,53S,20) (—) (19) (48,30) (24) (—) (34) (27) (49,42,45) (—) (—) (24,42)
 OPP: (31,42,22,23) (36,31) (34L,50S,37) (27) (36) (25) (40R,38L) (—) (25R) (40B,23) (28,44L) (37S,40) (42L) (27,31,22) (41R,29) (20,43S)

DEFENSIVE STATISTICS

PLAYER	T	S	A	Sac	PD	FF	FR
Beeson	116	89	27	2.0	4	0	1
Beamon	112	75	38	0.0	14	1	2
Jackson	95	53	42	0.0	8	0	1
Hardy	87	67	22	3.5	1	1	0
Butler	88	56	32	2.0	9	0	2
Simpson	88	73	15	2.0	12	4	0

RECORD (FINISH): 9-7 (T3rd, AFC West)

HEAD COACH: Jack Patera (25-35, .417)

ASSISTANTS: Jack Christensen (DBs), Andy MacDonald (RBs), Jim Mora (DL), Howard Mudd (OL), Larry Peccatiello (Def Coach/ LBs), Jerry Rhome (Off. Coach/ QBs/WRs/ TEs), Rusty Tillman (Sp. Teams)

CAPTAINS: WR Steve Largent (Off), DE Dennis Boyd (Def), S Autry Beamon (Sp. Teams)

MVP: WR Steve Largent

PRO BOWL: WR Steve Largent (2)

NATIONAL HONORS: None

ALL-NFL: WR Steve Largent (SI, NY Daily News)

Pos.	OFFENSE	STARTS
WR	Sam McCullum	16
LT	Nick Bebout	13
LG	Tom Lynch	16
C	John Yarno	16
RG	Bob Newton	11
	Ron Coder	5
RT	Steve August	16
TE	Brian Peets	14
WR	Steve Largent	15
QB	Jim Zorn	16
RB	Sherman Smith	15
FB	David Sims	4
	Dan Doormink	12
DEFENSE		
LE	Carl Eller	8
	Dennis Boyd	4
	Ernie Price	4
LT	*Robert Hardy	16
RT	*Manu Tuiaosopo	16
RE	Bill Gregory	16
LLB	Sammy Green	9
	Michael Jackson	7
MLB	Terry Beeson	16
RLB	Keith Butler	14
LCB	Cornell Webster	14
RCB	Dave Brown	16
SS	Keith Simpson	11
	Autry Beamon	4
FS	Autry Beamon	9
	John Harris	6
SPECIAL TEAMS		
K	Efren Herrera	16
P	Herman Weaver	16

*Rookie or first-year player

EASTERN	AFC					
	W	L	T	Pct.	Pts.	Opp.
Miami	10	6	0	.625	341	257
New England	9	7	0	.563	411	326
NY Jets	8	8	0	.500	337	383
Buffalo	7	9	0	.438	268	279
Baltimore	5	11	0	.313	271	351

CENTRAL	AFC					
	W	L	T	Pct.	Pts.	Opp.
Pittsburgh	12	4	0	.750	416	262
Houston*	11	5	0	.688	362	331
Cleveland	9	7	0	.563	359	352
Cincinnati	4	12	0	.250	337	421

WESTERN	AFC					
	W	L	T	Pct.	Pts.	Opp.
San Diego	12	4	0	.750	411	246
Denver*	10	6	0	.625	289	262
Seattle	9	7	0	.563	378	372
Oakland	9	7	0	.563	365	337
Kansas City	7	9	0	.438	238	262

EASTERN	NFC					
	W	L	T	Pct.	Pts.	Opp.
Dallas	11	5	0	.688	371	313
Philadelphia*	11	5	0	.688	339	282
Washington	10	6	0	.625	348	295
NY Giants	6	10	0	.375	237	323
St. Louis	5	11	0	.313	307	358

CENTRAL	NFC					
	W	L	T	Pct.	Pts.	Opp.
Tampa Bay	10	6	0	.625	273	237
Chicago*	10	6	0	.625	306	249
Minnesota*	7	9	0	.438	259	337
Green Bay	5	11	0	.313	246	316
Detroit	2	14	0	.125	219	365

WESTERN	NFC					
	W	L	T	Pct.	Pts.	Opp.
Los Angeles	9	7	0	.563	323	309
New Orleans	8	8	0	.500	370	360
Atlanta	6	10	0	.375	300	388
San Francisco	2	14	0	.125	308	416

1980 REVIEW (4-12)

DATE	W/L	SCORE	OPPONENT	ATT	BY QUARTERS	1	2	3	4	OT	TOT
09/07	L	13-34	San Diego	62,042	SEA	25	95	50	121	---	291
09/14	W	17-16	at Kansas City	42,403	OPP	48	139	77	144	---	408
09/21	L	31-37	New England	61,035							
09/28	W	14-0	at Washington	53,263							
10/05	W	26-7	at Houston	46,860							
10/12	L	3-27	Cleveland	61,366							
10/19	W	27-17	at N.Y. Jets	52,496							
10/26	L	14-33	at Oakland	50,185							
11/02	L	20-27	Philadelphia	61,047							
11/09	L	30-31	Kansas City	58,976							
11/17	L	17-19	Oakland (Mon.)	60,480							
11/23	L	20-36	at Denver	73,274							
11/27	L	7-51	at Dallas (Th.)	57,540							
12/07	L	21-27	N.Y. Giants	51,617							
12/13	L	14-21	at S. Diego (Sat.)	49,980							
12/21	L	17-25	Denver	51,853							

SCORING	TD	Ru	Pa	Rt	PAT	FG	S	Pts
Herrera	0	0	0	0	33-33	20-31	0	93
Jodat	6	5	1	0	0	0	0	36
Largent	6	0	6	0	0	0	0	36
McCullum	6	0	6	0	0	0	0	36
Doornink	5	3	2	0	0	0	0	30
McCutcheon	4	3	1	0	0	0	0	24
SEA	33	13	18	2	33-33	20-31	0	291
OPP	47	17	28	2	45-47	25-33	3	408

RUSHING	ATT	Yds	Avg	LG	TD
Jodat	155	632	4.1	26	5
Doornink	100	344	3.4	22	3
Zorn	44	214	4.9	25	1
McCutcheon	40	202	5.1	32	3
Moore	60	202	3.4	20	0
SEA	456	1783	3.9	32	13
OPP	550	2067	3.8	46	17

INTERCEPTIONS	No	Yds	Avg	LG	TD
Brown	6	32	5.3	24	0
Harris	6	28	4.7	15	0
Simpson	3	15	5.0	10	0
SEA	23	95	4.1	24	0
OPP	23	170	7.4	25	2

RECEIVING	No	Yds	Avg	LG	TD
Largent	66	1064	16.1	67	6
McCullum	62	874	14.1	58	5
Sawyer	36	410	11.4	32	0
Doornink	31	237	7.6	16	2
Jodat	26	190	7.3	14	1
Moore	25	231	9.2	34	0
SEA	287	3494	12.2	67	18
OPP	267	3280	12.3	68	28

PUNTING	No	Yds	Avg	NET	TB	I20	LG	B
Weaver	67	2798	41.8	31.6	7	14	62	2
SEA	70	2827	40.4	31.6	7	15	62	2
OPP	66	2652	40.2	34.6	1	20	60	2

PUNT RETURNS	No	FC	Yds	Avg	LG	TD
Lewis	41	9	349	8.5	75	1
SEA	41	9	349	8.5	75	1
OPP	42	9	476	11.3	36	0

TEAM STATISTICS	SEA	OPP
TOTAL FIRST DOWNS	302	301
Rushing	114	129
Passing	166	147
Penalty	22	25
3rd Down: Made/Att	85/230	110/235
3rd Down Pct.	37.0	46.8
4th Down: Made/Att	10/15	13/14
4th Down Pct.	66.7	92.9
TOTAL NET YARDS	4879	5177
Avg. Per Game	304.9	323.6
Total Plays	1024	1038
Avg. Per Play	4.8	5.0
NET YARDS RUSHING	1783	2067
Avg. Per Game	111.4	129.2
Total Rushes	456	550
NET YARDS PASSING	3096	3110
Avg. Per Game	193.5	194.4
Sacked/Yards Lost	51/398	26/170
Gross Yards	3494	3280
Att./Completions	517/287	462/267
Completion Pct.	55.5	57.8
Had Intercepted	23	23
PUNTS/AVERAGE	70/40.4	66/40.2
NET PUNTING AVG.	31.6	34.6
PENALTIES/YARDS	109/901	103/876
FUMBLES/BALL LOST	38/15	33/11
TOUCHDOWNS	33	47
Rushing	13	17
Passing	18	28
Returns	2	2
TOTAL POINTS	291	408

PASSING	ATT	CMP	Yds	CMP%	Yds/ATT	TD	TD%	INT	INT%	LG	SACKED	RATING
Zorn	488	276	3346	53.3	6.86	17	3.5	20	4.1	67	44/341	72.4
Adkins	23	10	136	43.5	5.91	1	4.3	3	13.0	22	5/51	---
Krieg	2	0	0	0.0	0.00	0	0.0	0	0.0	0	1/6	---
SEA	517	287	3494	55.5	6.76	18	3.5	23	4.4	67	51/398	71.3
OPP	462	267	3280	57.8	7.10	28	6.1	23	5.0	68	26/170	79.3

KICKOFF RETURNS	No	Yds	Avg	LG	TD
Lewis	25	585	23.4	54	0
Webster	21	406	19.3	34	0
SEA	73	1489	20.4	54	0
OPP	64	1223	19.1	46	0

FIELD GOALS	1-19	20-29	30-30	40-49	50+
Herrera	1-1	6-6	8-9	4-10	1-5
SEA	1-1	6-6	8-9	4-10	1-5
OPP	1-1	8-9	9-11	3-5	4-7

Herrera:(46,54S,28)(19)(33)(—)(32,33,50,44,40R)
 (51S,29)(48,23) (48S) (21,31,41L) (39,31,33,60S)
 (46S,37) (21,20) (—) (52R,48R) (47L) (31R,47)
 OPP: (41,29) (50,23,57) (19,30,44R,29)
 (33R,50S,52R) (—) (—) (37L) (34,38,43S, 30,25)
 (39,25) (42) (28) (24,33) (—) (43,32) (23L)
 (53,55,34,38,52S)

DEFENSIVE STATISTICS

PLAYER	T	S	A	Sac	PD	FF	FR
Jackson	136	105	31	0.0	5	1	2
Harris	119	80	39	0.0	9	0	1
Simpson	110	82	28	1.0	17	0	1
Beeson	101	65	36	1.0	1	2	1
Hardy	103	72	31	3.0	2	1	1
Tuiasosopo	94	63	31	3.5	4	0	1

RECORD (FINISH): 4-12 (5th, AFC West)
HEAD COACH: Jack Patera (29-47, .382)
ASSISTANTS: Jack Christensen (DBs), Andy MacDonald (RBs), Jim Mora (DL), Howard Mudd (OL), Larry Peccatiello (Def Coach/ LBs), Jerry Rhome (Off. Coach/ QBs/WRs/ TEs), Rusty Tillman (Sp. Teams)
CAPTAINS: WR Steve Largent (Off), SS Keith Simpson (Def)
MVP: WR Sam McCullum
PRO BOWL: None
NATIONAL HONORS: None
ALL-NFL: None

Pos.	OFFENSE	STARTS
WR	Sam McCullum	16
LT	Louis Bullard	13
LG	Tom Lynch	12
	Jeff Sevy	4
C	John Yarno	16
RG	Bob Newton	16
RT	Steve August	16
TE	John Sawyer	16
WR	Steve Largent	16
QB	Jim Zorn	16
RB	Sherman Smith	2
	Dan Doornink	11
FB	Jim Jodat	13
	Dan Doornink	3
DEFENSE		
LE	*Jacob Green	13
LT	Robert Hardy	16
RT	Manu Tuiasosopo	16
RE	Bill Gregory	13
LLB	Michael Jackson	15
MLB	Terry Beeson	16
RLB	Keith Butler	16
LCB	Cornell Webster	5
	Kerry Justin	11
RCB	Dave Brown	16
SS	Keith Simpson	16
FS	John Harris	16
SPECIAL TEAMS		
K	Efren Herrera	16
P	Herman Weaver	16

*Rookie or first-year player

AFC

EASTERN	W	L	T	Pct.	Pts.	Opp.
Buffalo	11	5	0	.688	320	260
New England	10	6	0	.625	441	325
Miami	8	8	0	.500	266	305
Baltimore	7	9	0	.438	355	387
NY Jets	4	12	0	.250	302	395

CENTRAL

	W	L	T	Pct.	Pts.	Opp.
Cleveland	11	5	0	.688	357	310
Houston*	11	5	0	.688	295	251
Pittsburgh	9	7	0	.563	352	313
Cincinnati	6	10	0	.375	244	312

WESTERN

	W	L	T	Pct.	Pts.	Opp.
San Diego	11	5	0	.688	418	327
Oakland*	11	5	0	.688	364	306
Kansas City	8	8	0	.500	319	336
Denver	8	8	0	.500	310	323
Seattle	4	12	0	.250	291	408

NFC

EASTERN	W	L	T	Pct.	Pts.	Opp.
Philadelphia	12	4	0	.750	384	222
Dallas*	12	4	0	.750	454	311
Washington	6	10	0	.375	261	293
St. Louis	5	11	0	.313	299	350
NY Giants	4	12	0	.250	249	425

CENTRAL

	W	L	T	Pct.	Pts.	Opp.
Minnesota	9	7	0	.563	317	308
Detroit	9	7	0	.453	334	272
Chicago	7	9	0	.438	304	264
Tampa Bay	5	10	1	.344	271	341
Green Bay	5	10	1	.344	231	371

WESTERN

	W	L	T	Pct.	Pts.	Opp.
Atlanta	12	4	0	.750	405	272
Los Angeles*	11	5	0	.688	424	289
San Francisco	6	10	0	.375	320	415
New Orleans	1	15	0	.063	291	487

1981 REVIEW (6-10)

DATE	W/L	SCORE	OPPONENT	ATT
09/06	L	21-27	at Cincinnati	41,177
09/13	W	13-10	Denver	58,513
09/20	L	10-20	at Oakland	45,725
09/27	L	14-20	Kansas City	59,255
10/04	L	10-24	at San Diego	51,463
10/11	L	17-35	at Houston	42,671
10/18	L	0-32	N.Y. Giants	56,134
10/25	W	19-3	at N.Y. Jets	49,678
11/01	L	24-34	at Green Bay	49,467
11/08	W	24-21	Pittsburgh	59,058
11/16	W	44-23	San Diego (Mon.)	58,628
11/22	L	13-40	at Kansas City	49,002
11/29	L	31-32	Oakland	57,147
12/06	W	27-23	N.Y. Jets	53,105
12/13	L	13-23	at Denver	74,527
12/20	W	42-21	Cleveland	51,435

BY QUARTERS	1	2	3	4	OT	TOT
SEA	71	109	85	57	---	322
OPP	58	140	75	115	---	388

SCORING	TD	RU	PA	Rt	PAT	FG	S	Pts
Largent	10	1	9	0	0	0	0	60
Herrera	0	0	0	0	23-25	12-17	0	59
T. Brown	6	6	0	0	0	0	0	36
Doornink	5	1	4	0	0	0	0	30
SEA	40	14	21	5	37-40	15-24	0	322
OPP	46	20	25	1	41-46	23-29	0	388

TEAM STATISTICS	SEA	OPP
TOTAL FIRST DOWNS	295	371
Rushing	103	175
Passing	166	173
Penalty	26	23
3rd Down: Made/Att	76/204	107/220
3rd Down Pct.	37.3	48.6
4th Down: Made/Att	8/19	4/10
4th Down Pct.	42.1	40.0
Possession Avg.	26:59	33:01
TOTAL NET YARDS	5021	5940
Avg. Per Game	313.8	371.3
Total Plays	1001	1126
Avg. Per Play	5.0	5.3
NET YARDS RUSHING	1594	2806
Avg. Per Game	99.6	175.4
Total Rushes	440	588
NET YARDS PASSING	3427	3134
Avg. Per Game	214.2	195.9
Sacked/Yards Lost	37/300	36/260
Gross Yards	3727	3394
Att./Completions	524/307	502/294
Completion Pct.	58.6	58.6
Had Intercepted	15	21
PUNTS/AVERAGE	68/39.0	55/42.5
NET PUNTING AVG.	36.2	35.3
PENALTIES/YARDS	106/823	104/944
FUMBLES/BALL LOST	41/23	43/27
TOUCHDOWNS	40	46
Rushing	14	20
Passing	21	25
Returns	5	1
TOTAL POINTS	322	388

RUSHING	ATT	Yds	Avg	LG	TD
T. Brown	141	531	3.8	43	6
Smith	83	253	3.0	21	3
Doornink	65	194	3.0	11	1
Zorn	30	140	4.7	20	1
Hughes	47	135	2.9	15	0
SEA	440	1594	3.6	43	14
OPP	588	2806	4.8	73	20

RECEIVING	No	Yds	Avg	LG	TD
Largent	75	1224	16.3	57	9
McCullum	46	567	12.3	36	3
Smith	44	406	9.2	28	1
Hughes	35	263	7.5	22	2
Doornink	27	350	13.0	80	4
SEA	307	3727	12.1	80	21
OPP	294	3394	11.5	90	25

INTERCEPTIONS	No	Yds	Avg	LG	TD
Harris	10	155	15.5	42	2
Easley	3	155	51.7	82	1
SEA	21	397	18.9	82	3
OPP	15	257	17.1	46	1

PUNTING	No	Yds	Avg	NET	TB	120	LG	B
West	66	2578	39.1	36.1	2	16	56	0
SEA	68	2665	39.0	36.2	2	16	56	0
OPP	55	2337	42.5	35.3	5	14	63	0

PUNT RETURNS	No	FC	Yds	Avg	LG	TD
Johns	16	4	177	11.1	34	0
Lewis	15	2	100	6.7	23	0
SEA	32	6	293	9.2	34	0
OPP	33	18	153	4.6	16	0

KICKOFF RETURNS	No	Yds	Avg	LG	TD
Lewis	20	378	18.9	36	0
Ivory	15	281	18.7	32	0
SEA	69	1278	18.5	36	0
OPP	67	1177	17.6	35	0

PASSING	ATT	CMP	Yds	CMP%	Yds/ATT	TD	TD%	INT	INT%	LG	SACKED	RATING
Zorn	397	236	2788	59.4	7.02	13	3.3	9	2.3	80	24/201	80.2
Krieg	112	64	843	57.1	7.53	7	6.3	5	4.5	57	11/85	----
SEA	524	307	3727	58.6	7.11	21	4.0	15	2.9	80	37/300	82.0
OPP	502	294	3394	58.6	6.76	25	5.0	21	4.2	90	36/260	78.2

FIELD GOALS	1-19	20-29	30-39	40-49	50+
Herrera	0-0	6-6	3-4	2-5	1-2
Alvarez	0-0	3-3	0-0	0-4	0-0
SEA	0-0	9-9	3-4	2-9	1-2
OPP	1-1	8-9	9-10	4-6	1-3
Herrera:	(37R)	(43,22)	(26,40R)	()	(52L,20)
	(41,47S)	()	()	(54)	(37,48R)
Alvarez:	()	()	()	()	()
	(43R,22,42R)	(43B)	(28,20)	(42R)	(26,30)
OPP:	(25,43R)	(30)	(34L)	(30,38,43L)	(47)
	(29,54,21,47,31,37)	(34)	(19,36)	(49S,22L)	(32)
	(37,24)	(20)	(26,50R)	(33,43,24)	()

DEFENSIVE STATISTICS

PLAYER	T	S	A	Sac	PD	FF	FR
Jackson	141	99	42	1.0	4	3	1
Easley	108	79	28	0.0	10	0	3
Butler	100	68	32	1.5	2	0	0
Harris	91	71	20	0.0	7	2	3
Green	87	72	15	12.0	1	5.5	1

RECORD (FINISH): 6-10 (5th, AFC West)

HEAD COACH: Jack Patera (35-57, .380)

ASSISTANTS: Jack Christensen (DBs), Andy MacDonald (RBs), Jim Mora (DL), Howard Mudd (OL), Jerry Rhome (Off. Coach/ QBs/ WRs/TEs), Jackie Simpson (Def. Coach/ LBs), Rusty Tillman (Sp. Teams)

CAPTAINS: WR Steve Largent (Off), CB Keith Simpson (Def), S Don Dufek (Sp. Teams)

MVP: WR Steve Largent

PRO BOWL: WR Steve Largent (3)

NATIONAL HONORS: LS Kenny Easley (AFC Defensive Rookie of the Year), First-Team All-NFL

All-NFL: None

Pos.	OFFENSE	STARTS
WR	Sam McCullum	14
LT	Ron Essink	16
LG	*Edwin Bailey	15
C	Art Kuehn	7
	John Yarno	9
RG	Bob Newton	15
RT	Steve August	16
TE	John Sawyer	16
WR	Steve Largent	16
QB	Jim Zorn	13
	Dave Krieg	3
FB	Dan Doornink	9
	Jim Jodat	5
RB	Sherman Smith	8
	Theotis Brown	7
	DEFENSE	
LE	Jacob Green	16
LT	Robert Hardy	14
RT	Manu Tuiaosopo	5
	Doug Sutherland	6
	Mike White	5
RE	Manu Tuiaosopo	11
LLB	Michael Jackson	15
MLB	Terry Beeson	7
	Joe Norman	7
RLB	Keith Butler	16
LCB	Keith Simpson	12
RCB	Dave Brown	10
	Kerry Justin	6
LS	*Kenny Easley	14
RS	John Harris	16
	SPECIAL TEAMS	
K	Efren Herrera	12
	Wilson Alvarez	4
P	Jeff West	15

*Rookie or first-year player

AFC

EASTERN	W	L	T	Pct.	Pts.	Opp.
Miami	11	4	1	.719	345	275
NY Jets*	10	5	1	.565	355	287
Buffalo*	10	6	0	.625	311	276
Baltimore	2	14	0	.125	259	533
New England	2	14	0	.125	322	370

CENTRAL	W	L	T	Pct.	Pts.	Opp.
Cincinnati	12	4	0	.750	421	304
Pittsburgh	8	8	0	.500	356	297
Houston	7	9	0	.438	281	355
Cleveland	5	11	0	.313	276	375

WESTERN	W	L	T	Pct.	Pts.	Opp.
San Diego	10	6	0	.625	478	390
Denver	10	6	0	.625	321	289
Kansas City	9	7	0	.563	343	290
Oakland	7	9	0	.438	273	343
Seattle	6	10	0	.375	322	388

NFC

EASTERN	W	L	T	Pct.	Pts.	Opp.
Dallas	12	4	0	.750	367	277
Philadelphia*	10	6	0	.625	368	221
NY Giants*	9	7	0	.563	295	257
Washington	8	8	0	.500	347	349
St. Louis	7	9	0	.438	315	408

CENTRAL	W	L	T	Pct.	Pts.	Opp.
Tampa Bay	9	7	0	.563	315	268
Detroit	8	8	0	.500	397	322
Green Bay	8	8	0	.500	324	361
Minnesota	7	9	0	.438	325	369
Chicago	6	10	0	.375	253	324

WESTERN	W	L	T	Pct.	Pts.	Opp.
San Francisco	13	3	0	.813	357	250
Atlanta	7	9	0	.438	426	355
Los Angeles	6	10	0	.375	303	351
New Orleans	4	12	0	.250	207	378

1982 REVIEW (4-5)

DATE	W/L	SCORE	OPPONENT	ATT	BY QUARTERS	1	2	3	4	OT	TOT		
09/12	L	7-21	Cleveland	55,907	SEA	9	37	28	53	---	127		
09/19	L	21-23	at Houston	43,117	OPP	26	70	23	28	---	147		
09/26			at New England	Cx1									
10/03			Kansas City	Cx1									
10/10			at San Diego	Cx1									
10/17			L.A. Raiders	Cx1									
10/24			San Diego	Cx1									
10/31			at Kansas City	Cx1									
11/07			Denver	Cx1									
11/14			at St. Louis	Cx1									
11/21	W	17-10	at Denver	73,916	OPP	18	12	4	2	17-18	6-15	0	147
11/28	W	16-0	Pittsburgh	55,553									
12/05	L	23-28	at L.A. Raiders	42,170									
12/12	W	20-14	Chicago	52,826									
12/19	L	0-16	New England	53,457									
12/26	L	10-24	at Cincinnati	55,330									
01/02	W	13-11	Denver	43,145									

TEAM STATISTICS	SEA	OPP
TOTAL FIRST DOWNS	159	167
Rushing	51	86
Passing	89	68
Penalty	19	13
3rd Down: Made/Att	43/130	50/126
3rd Down Pct.	33.1	39.7
4th Down: Made/Att	6/12	5/8
4th Down Pct.	50.0	62.5
POSSESSION AVG.	28:04	31:56
TOTAL NET YARDS	2594	2794
Avg. Per Game	288.2	310.4
Total Plays	589	600
Avg. Per Play	4.4	4.7
NET YARDS RUSHING	795	1461
Avg. Per Game	88.3	162.3
Total Rushes	227	337
NET YARDS PASSING	1799	1333
Avg. Per Game	199.9	148.1
Sacked/Yards Lost	36/269	17/135
Gross Yards	2068	1468
Att./Completions	326/176	246/138
Completion Pct.	54.0	56.1
Had Intercepted	13	13
PUNTS/AVERAGE	49/38.6	50/40.6
NET PUNTING AVG.	35.9	34.9
PENALTIES/YARDS	59/523	44/406
FUMBLES/BALL LOST	21/11	18/9
TOUCHDOWNS	14	18
Rushing	4	12
Passing	9	4
Returns	1	2
TOTAL POINTS	127	147

SCORING	TD	Ru	Pa	Rt	PAT	FG	S	Pts
N. Johnson	0	0	0	0	13-14	10-14	0	43
Largent	3	0	3	0	0	0	0	18
T. Brown	2	2	0	0	0	0	0	12
Carr	2	0	2	0	0	0	0	12
Walker	2	0	2	0	0	0	0	12
SEA	14	4	9	1	13-14	10-14	0	127
OPP	18	12	4	2	17-18	6-15	0	147

RUSHING	ATT	Yds	AVG	LG	TD
Smith	63	202	3.2	19	0
Doornink	45	178	4.0	46	0
T. Brown	53	141	2.7	17	2
Zorn	15	113	7.5	35	1
Hughes	30	106	3.5	13	0
SEA	227	795	3.5	46	4
OPP	337	1461	4.3	53	12

INTERCEPTIONS	No	Yds	AVG	LG	TD
Easley	4	48	12.0	44	0
Harris	4	33	8.3	18	0
Jackson	2	29	14.5	28	0
SEA	13	160	12.3	44	1
OPP	13	88	6.8	39	1

RECEIVING	No	Yds	AVG	LG	TD
Largent	34	493	14.5	45	3
Doornink	22	176	8.0	44	0
Smith	19	196	10.3	39	0
Carr	15	265	17.7	50	2
Johns	15	234	15.6	35	1
Metzelaars	15	152	10.1	26	0
SEA	176	2068	11.8	50	9
OPP	138	1468	10.6	56	4

PUNTING	No	Yds	AVG	NET	TBI20	LG	B
West	48	1835	38.2	36.7	3	8	52
SEA	49	1889	38.6	35.9	3	9	54
OPP	50	2032	40.6	34.9	3	10	59

PUNT RETURNS	No	FC	Yds	AVG	LG	TD
Johns	19	10	210	11.1	37	0
SEA	21	14	228	10.9	37	0
OPP	19	23	69	3.6	18	0

KICKOFF RETURNS	No	Yds	AVG	LG	TD
Ivory	10	224	22.4	30	0
Lane	11	172	15.6	32	0
SEA	29	544	18.8	32	0
OPP	24	361	15.0	34	0

PASSING	ATT	CMP	Yds	CMP%	Yds/ATT	TD	TD%	INT	INT%	LG	SACKED	RATING
Zorn	245	126	1540	51.4	6.29	7	2.9	11	4.5	50	20/152	72.1
Krieg	78	49	501	62.8	6.42	2	2.6	2	2.6	44	16/117	79.0
SEA	326	176	2068	54.0	6.34	9	2.8	13	4.0	50	36/269	66.1
OPP	246	138	1468	56.1	5.97	4	1.6	13	5.3	56	17/135	57.1

FIELD GOALS	1-19	20-29	30-39	40-49	50+
N. Johnson	0-0	3-4	5-6	2-3	0-1
SEA	0-0	3-4	5-6	2-3	0-1
OPP	0-0	4-5	2-3	0-6	0-1
N. Johnson: () ()	(37R,41R,23R,25)	(35,48,29)			
	(30,34)	(52B)	(43)	(22,34)	
OPPONENTS: (45B,26B,42L)	(24)	(21)	()	(42L)	
	(50R)	(21,41B,48L,23)	(34)	(39L,44B)	

DEFENSIVE STATISTICS

PLAYER	T	S	A	Sac	PD	FF	FR
Jackson	64	40	24	0.0	5	0	1
Easley	56	49	7	1.0	3	1	1
D. Brown	51	40	11	1.0	2	0	2
Scholtz	48	36	12	1.0	3	1	1
Simpson	46	42	4	0.0	3	0	0
Butler	46	36	11	2.0	1	0	0

RECORD (FINISH): 4-5 (T8th, AFC). Season shortened to 9 games because of players' strike. Top 8 in AFC & NFC made playoffs.

HEAD COACH: Jack Patera (35-59, .372) fired on October 13 after 2 games. Mike McCormack (4-3, .571)

ASSISTANTS: Jack Christensen (DBs), Frank Lauterbur (DL), Andy MacDonald (RBs), Howard Mudd (OL), Jerry Rhome (Off. Coach/QBs/WRs/TEs), Jackie Simpson (Def. Coach/LBs), Rusty Tillman (Sp. Teams)

CAPTAINS: WR Steve Largent (Off), CB Keith Simpson (Def), S Don Dufek (Sp. Teams)

MVP: LS Kenny Easley

PRO BOWL: LS Kenny Easley (1)

NATIONAL HONORS: None

FIRST-TEAM ALL-NFL: LS Kenny Easley (PFW, NEA, Football Digest)

Pos.	OFFENSE	STARTS
WR	Paul Johns	7
	Roger Carr	2
LT	Dennis Boyd	2
	Ron Essink	7
LG	Edwin Bailey	7
C	John Yarno	9
RG	Robert Pratt	9
RT	Steve August	7
TE	Mike Tice	9
WR	Steve Largent	8
QB	Jim Zorn	7
	Dave Krieg	2
RB	Sherman Smith	8
FB	David Hughes	3
	Dan Doormink	5
	DEFENSE	
LE	Jacob Green	9
LT	Robert Hardy	8
RT	Manu Tuiaosopolo	8
RE	*Jeff Bryant	9
LLB	*Bruce Scholtz	9
MLB	Michael Jackson	8
RLB	Keith Butler	8
LCB	Keith Simpson	8
RCB	Dave Brown	9
LS	Kenny Easley	8
RS	John Harris	9
	SPECIAL TEAMS	
K	*Norm Johnson	9
P	Jeff West	9

*Rookie or first-year player

AFC

	W	L	T	Pct.	Pts.	Opp.
LA Raiders	8	1	0	.889	260	200
Miami	7	2	0	.778	198	131
Cincinnati	7	2	0	.778	232	177
Pittsburgh	6	3	0	.667	204	146
San Diego	6	3	0	.667	288	221
NY Jets	6	3	0	.667	245	166
New England	5	4	0	.556	143	157
Cleveland	4	5	0	.444	140	182
Buffalo	4	5	0	.444	150	154
Seattle	4	5	0	.444	127	147
Kansas City	3	6	0	.333	176	184
Denver	2	7	0	.222	148	226
Houston	1	8	0	.111	136	245
Baltimore	0	8	1	.056	113	236

NFC

	W	L	T	Pct.	Pts.	Opp.
Washington	8	1	0	.889	190	128
Dallas	6	3	0	.667	226	145
Green Bay	5	3	1	.611	226	169
Minnesota	5	4	0	.556	187	198
Atlanta	5	4	0	.556	183	199
St. Louis	5	4	0	.556	135	170
Tampa Bay	5	4	0	.556	158	178
Detroit	4	5	0	.444	181	176
New Orleans	4	5	0	.444	129	160
NY Giants	4	5	0	.444	164	160
San Francisco	3	6	0	.333	209	206
Chicago	3	6	0	.333	141	174
Philadelphia	3	6	0	.333	191	195
LA Rams	2	7	0	.222	200	250

As the result of a 57-day players' strike, the 1982 NFL regular season schedule was reduced from 16 weeks to 9. At the conclusion of the regular season, the NFL conducted a 16-team postseason Super Bowl Tournament. Eight teams from each conference were seeded 1-8 based on their records during the season.

1983 REVIEW (9-7; 2-1 PLAYOFFS)

DATE	W/L	SCORE	OPPONENT	ATT
09/04	L	13-17	at Kansas City	42,531
09/11	W	17-10	at N.Y. Jets	50,066
09/18	W	34-31	San Diego	61,714
09/25	L	17-27	Washington	60,718
10/02	W	24-9	at Cleveland	75,446
10/09	L	21-28	at San Diego	49,132
10/16	W	38-36	L.A. Raiders	60,697
10/23	L	21-27	Pittsburgh	61,615
10/30	W	34-21	at L.A. Raiders	49,708
11/06	W	27-19	Denver	61,189
11/13	L	28-33	at St. Louis	33,280
11/20	L	27-38	at Denver	74,710
11/27	W	51-48	Kansas City (OT)	56,795
12/04	L	10-35	Dallas	63,352
12/11	W	17-12	at N.Y. Giants	48,942
12/18	W	24-6	New England	59,688
POSTSEASON				
12/24	W	31-7	Denver (Sat.) (AFC First-Round)	60,753
12/31	W	27-20	at Miami (Sat.) (AFC Divisional Playoff)	71,032
01/08	L	14-30	at L.A. Raiders (AFC Championship)	88,734

TEAM STATISTICS	SEA	OPP
TOTAL FIRST DOWNS	300	351
Rushing	131	128
Passing	153	195
Penalty	16	28
3rd Down: Made/Att	96/218	95/214
3rd Down Pct.	44.0	44.4
4th Down: Made/Att	4/10	4/10
4th Down Pct.	40.0	40.0
POSSESSION AVG.	29:52	30:08
TOTAL NET YARDS	5092	6029
Avg. Per Game	318.3	376.8
Total Plays	1032	1075
Avg. Per Play	4.9	5.6
NET YARDS RUSHING	2119	2198
Avg. Per Game	132.4	137.4
Total Rushes	546	511
NET YARDS PASSING	2973	3831
Avg. Per Game	185.8	239.4
Sacked/Yards Lost	47/343	43/351
Gross Yards	3316	4182
Att./Completions	449/251	521/3111
Completion Pct.	55.9	59.7
Had Intercepted	18	26
PUNTS/AVERAGE	79/39.5	68/40.2
NET PUNTING AVG.	34.6	34.2
PENALTIES/YARDS	102/890	91/725
FUMBLES/BALL LOST	36/20	44/28
TOUCHDOWNS	50	48
Rushing	19	14
Passing	25	33
Returns	6	1
TOTAL POINTS	403	397

BY QUARTERS	1	2	3	4	OT	TOT
SEA	67	99	102	132	3	403
OPP	69	134	56	138	0	397

SCORING	TD	RU	PA	RT	PAT	FG	S	P
N. Johnson	0	0	0	0	49-50	18-25	0	10
Warner	14	13	1	0	0	0	0	8
Largent	11	0	11	0	0	0	0	6
Johns	5	0	4	1	0	0	0	3
SEA	50	19	25	6	49-50	18-25	0	40
OPP	48	14	33	1	43-48	20-26	3	39

RUSHING	ATT	YDS	AVG	LG	TD
Warner	335	1449	4.3	60	13
Hughes	83	313	3.8	26	1
Doornink	40	99	2.5	9	2
SEA	546	2119	3.9	60	19
OPP	511	2198	4.3	37	14

RECEIVING	No	YDS	AVG	LG	TD
Largent	72	1074	14.9	46	11
Warner	42	325	7.7	28	1
Young	36	529	14.7	47	2
Johns	34	486	14.3	30	4
SEA	251	3316	13.2	50	25
OPP	311	4182	13.4	78	33

PUNT RETURNS	No	FC	YDS	AVG	LG	TD
Johns	28	5	316	11.3	75t	1
SEA	34	6	366	10.8	75t	1
OPP	36	16	185	5.1	18	0

KICKOFF RETURNS	No	YDS	AVG	LG	TD
Dixon	49	1148	23.4	94	1
Hughes	12	282	23.5	35	1
SEA	71	1575	22.2	94	1
OPP	59	952	16.1	45	0

INTERCEPTIONS	No	YDS	AVG	LG	TD
Easley	7	96	13.2	38	0
D. Brown	6	83	13.8	37	0
Simpson	4	39	9.7	14	0
SEA	26	353	13.6	73	2
OPP	18	279	15.5	40	1

PUNTING	No	YDS	AVG	NET	TB	120	LG
West	79	3115	39.5	34.6	10	25	56
SEA	79	3115	39.5	34.6	10	25	56
OPP	68	2754	40.5	34.2	3	14	58

FIELD GOALS	1-19	20-29	30-39	40-49	50+
N. Johnson	1-1	4-4	4-7	8-10	1-3
SEA	1-1	4-4	4-7	8-10	1-3
OPP	2-2	5-6	6-7	7-9	0-1

PASSING	ATT	CMP	YDS	CMP%Yds/ATT	TD	TD%	INT	INT%	LG	SACKED	RATING
Krieg	243	147	2139	60.5 8.80	18	7.4	11	4.5	50	38/279	95.0
Zorn	205	103	1166	50.2 5.69	7	3.4	7	3.4	43	9/64	64.8
SEA	449	251	3316	55.9 7.38	25	5.6	18	4.0	50	47/34	81.3
OPP	521	311	4182	59.7 8.03	33	6.3	26	5.0	78	43/35	85.6

DEFENSIVE STATISTICS

PLAYER	T	S	A	SAC	PD	FF	FR
Scholtz	104	84	20	1.5	6	3	1
Robinson	96	65	31	1.5	0	2	4
Harris	93	67	26	3.0	8	0	3
Easley	84	58	26	3.0	8	1	3
Butler	81	61	20	0.0	1	0	2

RECORD (FINISH): 9-7 (2nd, AFC). First playoff appearance. Won 2 games then lost AFC Championship Game at L.A. Raiders, 30-14.

HEAD COACH: Chuck Knox (9-7, .563)

ASSISTANTS: Tom Catlin (Asst. Head Coach/ Def. Coord./LBs), Ray Prochaska (Off. Coord./OL), George Dyer (DL), Chick Harris (RBs), Ralph Hawkins (DBs), Ken Meyer (QBs), Steve Moore (WRs), Rusty Tillman (Sp. Teams/TEs), Joe Vitt (Sp. Assign.)

CAPTAINS: WR Steve Largent (Off), CB Dave Brown (Def), RB Eric Lane (Sp. Teams)

MVP: RB Curt Warner

PRO BOWL: SS Kenny Easley (2), RB Curt Warner (1),

NATIONAL HONORS: Chuck Knox, NFL Coach of the Year (SGH), SS Kenny Easley, AFC Defensive Player of the Year (FB News), RB Curt Warner, AFC Offensive Player of Year (UPI, NFLPA, WNTDC),

FIRST-TEAM ALL-NFL: SS Kenny Easley (NEA, PFWA, PFW)

Pos.	OFFENSE	STARTS
WR	Paul Johns	9
LT	Ron Essink	16
LG	Reggie McKenzie	14
C	Blair Bush	16
RG	Robert Pratt	16
RT	Steve August	15
TE	Pete Metzelaars	7
WR	Steve Largent	14
QB	Jim Zorn	8
	Dave Krieg	8
RB	*Curt Warner	16
FB	David Hughes	6
DEFENSE		
LE	Jacob Green	16
NT	Manu Tuiaosopo	8
	Joe Nash	8
RE	Jeff Bryant	16
LOLB	Bruce Scholtz	16
LILB	Shelton Robinson	15
RILB	Keith Butler	16
ROLB	Michael Jackson	9
	Greg Gaines	6
LCB	Kerry Justin	10
RCB	Dave Brown	16
SS	Kenny Easley	15
FS	John Harris	16
SPECIAL TEAMS		
K	Norm Johnson	16
P	Jeff West	16

*Rookie or first-year player

AFC

EASTERN	W	L	T	Pct.	Pts.	Opp.
Miami	12	4	0	.750	389	250
New England	8	8	0	.500	274	289
Buffalo	8	8	0	.500	283	351
Baltimore	7	9	0	.438	264	354
NY Jets	7	9	0	.438	313	331

CENTRAL	W	L	T	Pct.	Pts.	Opp.
Pittsburgh	10	6	0	.625	355	303
Cleveland	9	7	0	.563	356	342
Cincinnati	7	9	0	.438	346	302
Houston	2	14	0	.125	288	460

WESTERN	W	L	T	Pct.	Pts.	Opp.
LA Raiders	12	4	0	.750	442	338
Seattle*	9	7	0	.563	403	397
Denver*	9	7	0	.563	302	327
San Diego	6	10	0	.375	358	462
Kansas City	6	10	0	.375	386	367

NFC

EASTERN	W	L	T	Pct.	Pts.	Opp.
Washington	14	2	0	.875	541	332
Dallas*	12	4	0	.750	479	360
St. Louis	8	7	1	.531	374	428
Philadelphia	5	11	0	.313	233	322
NY Giants	3	12	1	.219	267	347

CENTRAL	W	L	T	Pct.	Pts.	Opp.
Detroit	9	7	0	.563	347	286
Green Bay	8	8	0	.500	429	439
Chicago	8	8	0	.500	311	301
Minnesota	8	8	0	.500	316	348
Tampa Bay	2	14	0	.125	241	380

WESTERN	W	L	T	Pct.	Pts.	Opp.
San Francisco	10	6	0	.625	432	293
LA Rams*	9	7	0	.563	361	344
New Orleans	8	8	0	.500	319	337
Atlanta	7	9	0	.438	370	389

1984 REVIEW (12-4; 1-1 PLAYOFFS)

1999 AFC WEST CHAMPIONS

DATE	W/L	SCORE	OPPONENT	ATT
09/03	W	33-0	Cleveland (Mon.)	59,540
09/09	W	31-17	San Diego	61,314
09/16	L	23-38	at New England	43,140
09/23	W	38-9	Chicago	61,520
09/30	W	20-12	at Minnesota	57,171
10/07	L	14-28	at L.A. Raiders	77,904
10/14	W	31-28	Buffalo	59,034
10/21	W	28-24	Green Bay at Milwaukee	52,286
10/29	W	24-0	at San Diego (Mon.)	53,974
11/04	W	45-0	Kansas City	61,396
11/12	W	17-14	L.A. Raiders (Mon.)	64,001
11/18	W	26-6	at Cincinnati	50,280
11/25	W	27-24	at Denver	74,922
12/02	W	38-17	Detroit	62,441
12/09	L	7-34	at Kansas City	34,855
12/15	L	14-31	Denver (Sat.)	64,411

POSTSEASON

12/22	W	13-7	L.A. Raiders (Sat.) (AFC First-Round)	62,049
12/29	L	10-31	at Miami (Sat.) (AFC Divisional Playoff)	73,469

TEAM STATISTICS	SEA	OPP
TOTAL FIRST DOWNS	287	288
Rushing	94	99
Passing	171	160
Penalty	22	29
3rd Down: Made/Att	84/222	73/214
3rd Down Pct.	37.8	34.1
4th Down: Made/Att	4/9	9/20
4th Down Pct.	44.4	45.0
POSSESSION AVG.	30:46	29:14
TOTAL NET YARDS	5068	4963
Avg. Per Game	316.8	310.2
Total Plays	1034	1051
Avg. Per Play	4.9	4.7
NET YARDS RUSHING	1645	1789
Avg. Per Game	102.8	111.8
Total Rushes	495	475
NET YARDS PASSING	3423	3174
Avg. Per Game	213.9	198.4
Sacked/Yards Lost	42/328	55/398
Gross Yards	3751	3572
Att./Completions	497/283	521/265
Completion Pct.	56.9	50.9
Had Intercepted	26	38
PUNTS/AVERAGE	95/37.5	83/40.3
NET PUNTING AVG.	33.3	33.0
PENALTIES/YARDS	128/1179	114/883
FUMBLES/BALL LOST	24/13	47/25
TOUCHDOWNS	51	34
Rushing	10	11
Passing	32	18
Returns	9	5
TOTAL POINTS	418	282

BY QUARTERS	1	2	3	4	OT	Tot
SEA	92	135	100	91	--	418
OPP	60	86	62	74	--	282

SCORING	TD	Ru	Pa	Rt	PAT	FG	S	Pts	
Johnson	0	0	0	0	0	50-51	20-24	0	110
Largent	12	0	12	0	0	0	0	0	72
Turner	10	0	10	0	0	0	0	0	60
Lane	5	4	1	0	0	0	0	0	30
SEA	51	10	32	9	50-51	20-24	1	418	
OPP	34	11	18	5	34-34	14-22	1	282	

RUSHING	ATT	Yds	Avg	LG	TD
Hughes	94	327	3.5	14	1
Lane	80	299	3.7	40	4
Doormink	57	215	3.8	25	0
SEA	495	1645	3.3	40	10
OPP	475	1789	3.8	25	11

RECEIVING	No	Yds	Avg	LG	TD
Largent	74	1164	15.7	65	12
Turner	35	715	20.4	80	10
C. Young	33	337	10.2	31	1
Doormink	31	365	11.8	32	2
SEA	283	3751	13.3	80	32
OPP	265	3572	13.5	92	18

INTERCEPTIONS	No	Yds	Avg	LG	TD
Easley	10	126	12.6	58	2
Brown	8	179	22.4	90	2
SEA	38	697	18.3	90	7
OPP	26	333	12.8	42	3

KICKOFF RETURNS	No	Yds	Avg	LG	TD
Dixon	25	446	17.8	36	0
Hughes	17	348	20.5	38	0
SEA	54	1007	18.6	38	0
OPP	67	1116	16.7	46	0

PUNT RETURNS	No	FC	Yds	Avg	LG	TD
Easley	16	5	194	12.1	42	0
Skansi	16	2	145	9.1	16	0
SEA	44	11	484	11.0	47	1
OPP	32	39	205	6.4	65	1

PUNTING	No	Yds	Avg	NET	TB	I20	LG	B
West	95	3567	37.5	33.3	10	24	60	0
SEA	95	3567	37.5	33.3	10	24	60	0
OPP	83	3345	40.3	33.0	6	14	63	4

FIELD GOALS	1-19	20-29	30-39	40-49	50+
Johnson	0-0	9-10	4-4	6-7	1-3
SEA	0-0	9-10	4-4	6-7	1-3
OPP	0-0	4-5	5-8	5-9	0-0

PASSING	ATT	CMP	YDS	CMP%	YDS/ATT	TD	TD%	INT	INT%	LG	SACKED	RATING
Krieg	480	276	3671	57.5	7.65	32	6.7	24	5.0	80	40/314	83.3
SEA	497	283	3751	56.9	7.55	32	6.4	26	5.2	80	42/328	80.6
OPP	521	265	3572	50.9	6.86	18	3.5	38	7.3	92	55/398	54.2

DEFENSIVE STATISTICS

PLAYER	T	S	A	SAC	PD	FF	FR
Robinson	93	65	28	0.5	4	0	4
K. Butler	89	68	21	1.0	4	0	2
Gaines	88	61	27	3.5	3	0	2
Nash	82	58	24	7.0	1	1	3

RECORD (FINISH): 12-4 (2nd, AFC West). Lost divisional playoff at Miami 31-10.

HEAD COACH: Chuck Knox (21-11, .656)

ASSISTANTS: Tom Catlin (Asst. Head Coach/ Def. Coord./LBs), Ray Prochaska (Off. Coord./OL), George Dyer (DL), Chick Harris (RBs), Ralph Hawkins (DBs), Ken Meyer (QBs), Steve Moore (WRs), Rusty Tillman (Sp. Tms/TEs), Joe Vitt (Sp. Assign.)

CAPTAINS: TE Charle Young (Off), CB Dave Brown (Def), RB Eric Lane (Sp. Teams)

MVP: SS Kenny Easley

PRO BOWL: CB Dave Brown (1), SS Kenny Easley (3), K Norm Johnson (1), QB Dave Krieg (1), WR Steve Largent (4), NT Joe Nash (1), Sp. Fredd Young (1)

NATIONAL HONORS: Chuck Knox, NFL Coach of the Year (AP, SN, SGH), SS Kenny Easley, NFL Def. Player of the Year (AP, PFWA)

FIRST-TEAM ALL-NFL: CB Dave Brown (Films), SS Kenny Easley (AP, SI, PFW, PFWA, SN, NEA, Films), DE Jacob Green (SN), K Norm Johnson (AP, PFWA, SN, PFW), WR Steve Largent (Films), NT Joe Nash (AP, Films, PFW), Sp. Fredd Young (Films, PFW)

POS.	OFFENSE	STARTS
WR	*Daryl Turner	8
LT	Ron Essink	16
LG	Reggie McKenzie	8
	Edwin Bailey	8
C	Blair Bush	16
RG	Robert Pratt	16
RT	Bob Cryder	10
TE	Charle Young	13
	Mike Tice	8
WR	Steve Largent	16
QB	Dave Krieg	16
RB	Curt Warner	1
	Eric Lane	7
FB	Franco Harris	6
	David Hughes	6
DEFENSE		
LE	Jacob Green	16
NT	Joe Nash	16
RE	Jeff Bryant	16
LOLB	Bruce Scholtz	16
LILB	Shelton Robinson	16
RILB	Keith Butler	16
ROLB	Greg Gaines	11
LCB	Keith Simpson	15
RCB	Dave Brown	16
SS	Kenny Easley	16
FS	John Harris	16
SPECIAL TEAMS		
K	Norm Johnson	16
P	Jeff West	16

*Rookie or first-year player

AFC

EASTERN	W	L	T	PCT.	PTS.	OPP.
Miami	14	2	0	.875	513	298
New England	9	7	0	.563	362	352
NY Jets	7	9	0	.438	332	364
Indianapolis	4	12	0	.250	239	414
Buffalo	2	14	0	.125	250	454

CENTRAL	W	L	T	PCT.	PTS.	OPP.
Pittsburgh	9	7	0	.563	387	310
Cincinnati	8	8	0	.500	339	339
Cleveland	5	11	0	.313	250	297
Houston	3	13	0	.188	240	437

WESTERN	W	L	T	PCT.	PTS.	OPP.
Denver	13	3	0	.813	353	241
Seattle*	12	4	0	.750	418	282
LA Raiders*	11	5	0	.688	368	278
Kansas City	8	8	0	.500	314	324
San Diego	7	9	0	.438	394	413

NFC

EASTERN	W	L	T	PCT.	PTS.	OPP.
Washington	11	5	0	.688	426	310
NY Giants*	9	7	0	.563	299	301
St. Louis	9	7	0	.563	423	345
Dallas	9	7	0	.563	308	308
Philadelphia	6	9	1	.406	278	320

CENTRAL	W	L	T	PCT.	PTS.	OPP.
Chicago	10	6	0	.625	325	248
Green Bay	8	8	0	.500	390	309
Tampa Bay	6	10	0	.375	335	380
Detroit	4	11	1	.281	283	408
Minnesota	3	13	0	.188	276	484

WESTERN	W	L	T	PCT.	PTS.	OPP.
San Francisco	15	1	0	.938	475	227
LA Rams*	10	6	0	.625	346	316
New Orleans	7	9	0	.438	298	361
Atlanta	4	12	0	.250	281	382

1985 REVIEW (8-8)

DATE	W/L	SCORE	OPPONENT	ATT	BY QUARTERS	1	2	3	4	OT	TOT
09/08	W	28-24	at Cincinnati	51,625	SEA	43	116	90	100	0	349
09/15	W	49-35	at San Diego	54,420	OPP	47	78	63	112	3	303
09/23	L	24-35	L.A. Rams (Mon.)	63,292							
09/29	L	7-28	at Kansas City	50,485							
10/06	W	26-21	San Diego	61,300							
10/13	W	30-26	Atlanta	60,430							
10/20	L	10-13	at Denver (OT)	74,899							
10/27	L	14-17	at N.Y. Jets	69,320							
11/03	W	33-3	L.A. Raiders	64,060							
11/10	W	27-3	at New Orleans	47,365							
11/17	L	13-20	New England	60,345							
11/25	L	6-19	at SF 49ers (Mon.)	57,482							
12/01	W	24-6	Kansas City	52,655							
12/08	W	31-13	Cleveland	58,477							
12/15	L	3-13	at L.A. Raiders	77,425							
12/20	L	24-27	Denver (Fri.)	56,283							

TEAM STATISTICS	SEA	OPP
TOTAL FIRST DOWNS	299	290
Rushing	96	90
Passing	179	179
Penalty	24	21
3rd Down: Made/Att	96/244	72/218
3rd Down Pct.	39.3	33.0
4th Down: Made/Att	10/17	9/13
4th Down Pct.	58.8	69.2
POSSESSION AVG.	30:13	29:47
TOTAL NET YARDS	5007	5160
Avg. Per Game	312.9	322.5
Total Plays	1090	1030
Avg. Per Play	4.6	5.0
NET YARDS RUSHING	1644	1837
Avg. Per Game	102.8	114.8
Total Rushes	462	473
NET YARDS PASSING	3363	3323
Avg. Per Game	210.2	207.7
Sacked/Yards Lost	53/457	61/464
Gross Yards	3820	3787
Att./Completions	575/304	496/273
Completion Pct.	52.9	55.0
Had Intercepted	23	24
PUNTS/AVERAGE	91/40.3	97/42.1
NET PUNTING AVG.	33.8	34.6
PENALTIES/YARDS	102/827	106/840
FUMBLES/BALL LOST	34/18	39/20
TOUCHDOWNS	44	35
Rushing	9	12
Passing	28	22
Returns	7	1
TOTAL POINTS	349	303

SCORING	TD	Ru	Pa	Rr	PAT	FG	S	Pts
Johnson	0	0	0	0	0	0	0	0
Turner	13	0	13	0	0	0	0	78
Warner	9	8	1	0	0	0	0	54
Largent	6	0	6	0	1-1	0	0	37
SEA	44	9	28	7	41-44	14-25	1	349
OPP	35	12	22	1	31-35	20-28	1	303

RUSHING	ATT	Yds	AVG	LG	TD
Warner	291	1094	3.8	38	8
Morris	55	236	4.3	21	0
Hughes	40	128	3.2	9	0
Krieg	35	121	3.5	17	1
SEA	462	1644	3.6	38	9
OPP	473	1837	3.9	43	12

RECEIVING	No	Yds	AVG	LG	TD
Largent	79	1287	16.3	43	6
Warner	47	307	6.5	27	1
Turner	34	670	19.7	54	13
C. Young	28	351	12.5	32	2
Skansi	21	269	12.8	32	1
Walker	19	285	15.0	28	2
SEA	304	3820	12.6	54	28
OPP	273	3787	13.9	71	22

INTERCEPTIONS	No	Yds	AVG	LG	TD
Harris	7	20	2.9	17	0
Brown	6	58	9.7	28	1
Taylor	4	75	18.8	75	1
SEA	24	272	11.3	75	3
OPP	23	389	16.9	83	1

PUNTING	No	Yds	AVG	NET	TB I20	LG	B
Finzer	68	2766	40.7	34.6	6 12	61	0
Colquitt	12	481	40.1	34.3	2 3	55	0
West	11	420	38.2	28.3	3 0	52	0
SEA	91	3667	40.3	33.8	11 15	61	0
OPP	97	4081	42.1	34.6	12 22	62	2

PUNT RETURNS	No	FC	Yds	AVG	LG	TD
Skansi	31	7	312	10.1	32	0
Easley	8	0	87	10.9	25	0
SEA	53	11	483	9.1	32	0
OPP	47	14	374	8.0	19	0

PASSING	ATT	CMP	Yds	CMP%	Yds/Att	TD	TD%	INT	INT%	LG	SACKED	RATING
Krieg	532	285	3602	53.6	6.77	27	5.1	20	3.8	54	52/448	76.2
Gilbert	40	19	218	47.5	5.45	1	2.5	2	5.0	37	1/9	---
SEA	575	304	3820	52.9	6.64	28	4.9	23	4.0	54	53/457	73.4
OPP	496	273	3787	55.0	7.64	22	4.4	24	4.8	71	61/464	74.4

KICKOFF RETURNS	No	Yds	Avg	LG	TD
Morris	31	636	20.5	58	0
Skansi	19	358	18.8	35	0
SEA	58	1166	20.1	58	0
OPP	47	918	19.5	63	0

FIELD GOALS	1-19	20-29	30-39	40-49	50+
Johnson	0-0	5-5	7-9	1-8	1-3
SEA	0-0	5-5	7-9	1-8	1-3
OPP	0-0	10-11	4-7	5-7	1-3

DEFENSIVE STATISTICS

PLAYER	T	S	A	SAC	PD	FF	FR
F. Young	118	93	25	3.0	2	0	1
K. Butler	108	71	37	0.0	3	2	3
Green	92	60	32	13.5	1	7	2
Nash	87	67	20	9.0	0	0	2
Easley	79	62	17	2.0	7	0	3
Bryant	73	49	25	8.5	4	0	4

RECORD (FINISH): 8-8 (3rd, AFC West).
HEAD COACH: Chuck Knox (29-19, .604)
ASSISTANTS: Tom Catlin (Asst. Head Coach/ Def. Coord./LBs), Ray Prochaska (Off. Coord), George Dyer (DL), Chick Harris (RBs), Ralph Hawkins (DBs), Ken Meyer (QBs), Steve Moore (WRs), Kent Stephenson (OL), Rusty Tillman (Sp. Teams/TEs), Joe Vitt (Sp. Assign.)
CAPTAINS: WR Steve Largent (Off), CB Dave Brown (Def), RB Eric Lane (Sp. Teams)
MVP: WR Steve Largent
PRO BOWL: SS Kenny Easley (4), WR Steve Largent (5), Sp. Fredd Young (2)
NATIONAL HONORS: RB Curt Warner, Comeback Player of the Year (SI)
FIRST-TEAM ALL-NFL: SS Kenny Easley (AP, PFWA, NEA), WR Steve Largent (AP, PFWA, SI, C&PFN)

Pos.	OFFENSE	STARTS
WR	Daryl Turner	12
LT	Ron Essink	12
LG	Edwin Bailey	16
C	Blair Bush	16
RG	Robert Pratt	12
RT	Steve August	6
RT	Bob Cryder	15
TE	Charle Young	14
	Dan Ross	5
QB	Dave Krieg	16
RB	Curt Warner	16
FB	David Hughes	10
	Eric Lane	3
DEFENSE		
LE	Jacob Green	16
NT	Joe Nash	16
RE	Jeff Bryant	16
LOLB	Bruce Sholtz	16
LILB	Fredd Young	13
RILB	Keith Butler	16
ROLB	Michael Jackson	16
LCB	Terry Taylor	16
RCB	Dave Brown	16
SS	Kenny Easley	13
FS	John Harris	16
SPECIAL TEAMS		
K	Norm Johnson	16
P	David Finzer	12
	Jeff West	2
	Jimmy Colquitt	2

*Rookie or first-year player

AFC

EASTERN	W	L	T	Pct.	Pts.	Opp.
Miami	12	4	0	.750	428	320
NY Jets*	11	5	0	.688	393	264
New England*	11	5	0	.688	362	290
Indianapolis	5	11	0	.313	320	386
Buffalo	2	14	0	.125	200	381

CENTRAL	W	L	T	Pct.	Pts.	Opp.
Cleveland	8	8	0	.500	287	294
Cincinnati	7	9	0	.438	441	437
Pittsburgh	7	9	0	.438	379	355
Houston	5	11	0	.313	284	412

WESTERN	W	L	T	Pct.	Pts.	Opp.
LA Raiders	12	4	0	.750	354	308
Denver	11	5	0	.688	380	329
Seattle	8	8	0	.500	349	303
San Diego	8	8	0	.500	467	435
Kansas City	6	10	0	.375	317	360

NFC

EASTERN	W	L	T	Pct.	Pts.	Opp.
Dallas	10	6	0	.625	357	333
NY Giants*	10	6	0	.625	399	283
Washington	10	6	0	.625	297	312
Philadelphia	7	9	0	.438	286	310
St. Louis	5	11	0	.313	278	414

CENTRAL	W	L	T	Pct.	Pts.	Opp.
Chicago	15	1	0	.938	456	198
Green Bay	8	8	0	.500	337	355
Minnesota	7	9	0	.438	346	359
Detroit	7	9	0	.438	307	366
Tampa Bay	2	14	0	.125	294	448

WESTERN	W	L	T	Pct.	Pts.	Opp.
LA Rams	11	5	0	.688	340	277
San Francisco*10	6	6	0	.625	411	263
New Orleans	5	11	0	.313	294	401
Atlanta	4	12	0	.250	282	452

1986 REVIEW (10-6)

DATE	W/L	SCORE	OPPONENTS	ATT	BY QUARTERS	1	2	3	4	OT	TOT		
09/07	W	30-0	Pittsburgh	61,461	SEA	69	96	80	121	0	366		
09/14	W	23-17	Kansas City	61,068	OPP	60	103	52	78	0	293		
09/21	W	38-31	at New England	58,977									
09/28	L	14-19	at Washington	54,157	SCORING	TD	Ru	Pa	Rt	PAT	FG	S	Pts
10/06	W	33-7	San Diego (Mon.)	63,207	N. Johnson	0	0	0	0	42-42	22-35	0	108
10/12	L	10-14	at L.A. Raiders	70,635	Warner	13	13	0	0	0	0	0	78
10/19	W	17-12	N.Y. Giants	62,282	Largent	9	0	9	0	0	0	0	54
10/26	L	13-20	at Denver	76,089	Turner	7	0	7	0	0	0	0	42
11/02	L	7-38	N.Y. Jets	62,497	R. Butler	4	0	4	0	0	0	0	24
11/09	L	7-27	at Kansas City	53,268	SEA	43	15	24	4	42-43	22-35	0	366
11/16	L	7-34	at Cincinnati	54,410	OPP	34	12	20	2	32-34	19-28	0	293
11/23	W	24-20	Philadelphia	55,786	RUSHING	ATT	Yds	Avg	LG	TD			
11/27	W	31-14	at Dallas (Thur.)	58,020	Warner	319	1481	4.6	60	13			
12/08	W	37-0	L.A. Raiders (Mon.)	62,923	Williams	129	538	4.2	36	0			
12/14	W	34-24	at San Diego	47,096	Morris	19	149	7.8	49	1			
12/20	W	41-16	Denver (Sat.)	63,697	Krieg	35	122	3.5	19	1			
					SEA	513	2300	4.5	60	15			
					OPP	471	1759	3.7	25	12			
					RECEIVING	No	Yds	Avg	LG	TD			
					Largent	70	1070	15.3	38	9			
					Warner	41	342	8.3	26	0			
					Franklin	33	547	16.6	49	2			
					Williams	33	219	6.6	23	0			
					Skansi	22	271	12.3	39	0			
					R. Butler	19	351	18.5	67	4			
					Turner	18	334	18.6	72	7			
					SEA	268	3424	12.8	72	24			
					OPP	301	3888	12.9	83	20			
					INTERCEPTIONS	No	Yds	Avg	LG	TD			
					Brown	5	58	11.6	24	1			
					Justin	4	29	7.3	18	0			
					Robinson	3	39	13.0	25	0			
					Moyer	3	38	12.7	20	0			
					SEA	22	216	9.8	25	1			
					OPP	14	216	15.4	36	1			
					KICKOFF RETURNS	No	Yds	Avg	LG	TD			
					Edmonds	34	764	22.5	46	0			
					Morris	23	465	20.2	38	0			
					SEA	64	1322	20.7	46	0			
					OPP	59	1002	17.0	42	0			
					PUNTING	No	Yds	Avg	NET	TBI20	LG	B	
					Gamache	79	3048	38.6	33.0	7	10	55	0
					SEA	79	3048	38.6	33.0	7	10	55	0
					OPP	81	3270	40.4	33.7	4	20	60	4
					TEAM STATISTICS	SEA	OPP						
					TOTAL FIRST DOWNS	291	310						
					Rushing	123	93						
					Passing	158	192						
					Penalty	10	25						
					3rd Down: Made/Att	96/221	84/225						
					3rd Down Pct.	43.4	37.3						
					4th Down: Made/Att	0/6	6/18						
					4th Down Pct.	0.0	33.3						
					POSSESSION AVG.	29:46	30:14						
					TOTAL NET YARDS	5409	5341						
					Avg. Per Game	338.1	333.8						
					Total Plays	1005	1053						
					Avg. Per Play	5.4	5.1						
					NET YARDS RUSHING	2300	1759						
					Avg. Per Game	143.8	109.9						
					Total Rushes	513	471						
					NET YARDS PASSING	3109	3582						
					Avg. Per Game	194.3	223.9						
					Sacked/Yards Lost	39/315	47/306						
					Gross Yards	3424	3888						
					Att./Completions	453/268	535/301						
					Completion Pct.	59.2	56.3						
					Had Intercepted	14	22						
					PUNTS/AVERAGE	79/38.6	81/40.4						
					NET PUNTING AVG.	33.0	33.7						
					PENALTIES/YARDS	98/813	81/652						
					FUMBLES/BALL LOST	29/13	26/14						
					TOUCHDOWNS	43	34						
					Rushing	15	12						
					Passing	24	20						
					Returns	4	2						
					TOTAL POINTS	366	293						

PASSING	ATT	CMP	Yds	CMP%	YDS/ATT	TD	TD%	INT	INT%	LG	SACKED	RATING
Krieg	375	225	2921	60.0	7.79	21	5.6	11	2.9	72	35/281	91.0
Gilbert	76	42	485	55.3	6.38	3	3.9	3	3.9	38	4/34	71.4
SEA	453	268	3424	59.2	7.56	24	5.3	14	3.1	72	39/315	87.7
OPP	535	301	3888	56.3	7.27	20	3.7	22	4.1	83	47/306	74.6

PUNT RETURNS	No	FC	Yds	Avg	LG	TD
Edmonds	34	14	419	12.3	75	1
SEA	39	14	457	11.7	75	1
OPP	38	21	298	7.8	28	0

FIELD GOALS	1-19	20-29	30-39	40-49	50+
N. Johnson	0-0	6-8	8-9	3-11	5-7
SEA	0-0	6-8	8-9	3-11	5-7
OPP	0-0	4-4	10-13	3-8	2-3

DEFENSIVE STATISTICS

PLAYER	T	S	A	Sac	PD	FF	FR
Young	121	93	28	6.0	0	0	0
Robinson	99	81	18	0.0	10	0	3
K. Butler	96	66	30	1.0	5	1	0
Gaines	94	71	23	5.0	1	0	1
Scholtz	79	59	20	3.0	1	4	0

RECORD (FINISH): 10-6 (3rd, AFC West)

HEAD COACH: Chuck Knox (39-25, .609)

ASSISTANTS: Tom Catlin (Asst. Head Coach/ Def. Coord./LBs), Steve Moore (Off. Coord./WRs), George Dyer (DL), Chick Harris (RBs), Ralph Hawkins (DBs), Ken Meyer (QBs), Russ Purnell (Sp. Assign.), Kent Stephenson (OL), Rusty Tillman (Sp. Teams/TEs), Joe Vitt (Sp. Assign.),

CAPTAINS: WR Steve Largent (Off), CB Dave Brown (Def), RB Eric Lane (Sp. Teams)

MVP: RB Curt Warner

PRO BOWL: KR Bobby Joe Edmonds (1), DE Jacob Green (1), WR Steve Largent (6), RB Curt Warner (2), LB Fred Young (3)

NATIONAL HONORS: RB Curt Warner, AFC Player of the Year (UPI), First-Team All-NFL: KR Bobby Joe Edmonds (AP, PFWA, SN, PFW, FD)

Pos.	OFFENSE	STARTS
WR	Daryl Turner	12
LT	*Ron Mattes	16
LG	Edwin Bailey	12
C	Blair Bush	7
	Will Grant	6
RG	Bryan Millard	16
RT	Mike Wilson	16
TE	Mike Tice	15
WR	Steve Largent	16
QB	Dave Krieg	14
	Gale Gilbert	2
RB	Curt Warner	16
FB	*John L. Williams	16
DEFENSE		
LE	Jacob Green	16
NT	Joe Nash	11
RE	Jeff Bryant	12
LOLB	Bruce Scholtz	16
LILB	Fredd Young	15
RILB	Keith Butler	16
ROLB	Greg Gaines	15
LCB	Terry Taylor	15
RCB	Dave Brown	16
SS	Kenny Easley	10
	Paul Moyer	6
FS	Eugene Robinson	16
SPECIAL TEAMS		
K	Norm Johnson	16
P	*Vince Gamache	16
*Rookie or first-year player		

AFC

EASTERN	AFC					
	W	L	T	Pct.	Pts.	Opp.
New England	11	5	0	.688	412	307
NY Jets*	10	6	0	.625	364	386
Miami	8	8	0	.500	430	405
Buffalo	4	12	0	.250	287	348
Indianapolis	3	13	0	.188	229	400

CENTRAL	AFC					
	W	L	T	Pct.	Pts.	Opp.
Cleveland	12	4	0	.750	391	310
Cincinnati	10	6	0	.625	409	394
Pittsburgh	6	10	0	.375	307	336
Houston	5	11	0	.313	274	329

WESTERN	AFC					
	W	L	T	Pct.	Pts.	Opp.
Denver	11	5	0	.688	378	327
Kansas City*	10	6	0	.625	358	326
Seattle	10	6	0	.625	366	293
LA Raiders	8	8	0	.500	323	346
San Diego	4	12	0	.250	335	396

NFC

EASTERN	NFC					
	W	L	T	Pct.	Pts.	Opp.
NY Giants	14	2	0	.875	371	236
Washington*	12	4	0	.750	368	296
Dallas	7	9	0	.438	346	337
Philadelphia	5	10	1	.344	256	312
St. Louis	4	11	1	.281	218	351

CENTRAL	NFC					
	W	L	T	Pct.	Pts.	Opp.
Chicago	14	2	0	.875	352	187
Minnesota	9	7	0	.563	398	273
Detroit	5	11	0	.313	277	326
Green Bay	4	12	0	.250	254	418
Tampa Bay	2	14	0	.125	239	473

WESTERN	NFC					
	W	L	T	Pct.	Pts.	Opp.
San Francisco	10	5	1	.656	374	247
LA Rams*	10	6	0	.625	309	267
Atlanta	7	8	1	.469	280	280
New Orleans	7	9	0	.438	288	287

1987 REVIEW (9-6; 0-1 PLAYOFFS)

DATE	W/L	SCORE	OPPONENTS	ATT	SCORING	TD	Ru	Pa	Rt	PAT	FG	S	Pts
09/13	L	17-40	at Denver	75,999	N. Johnson	0	0	0	0	40-40	15-20	0	85
09/20	W	43-14	Kansas City	61,667	Warner	10	8	2	0	0	0	0	60
09/27			at San Diego	Cxl	Largent	8	0	8	0	0	0	0	48
10/04	W	24-20	Miami	19,448	Turner	6	0	6	0	0	0	0	36
10/11	L	10-17	Cincinnati	31,739	SEA	46	13	31	2	44-46	17-22	0	371
10/18	W	37-14	at Detroit	8,310	OPP	36	14	20	2	35-36	21-26	0	314
10/25	W	35-13	at L.A. Raiders	52,735									
11/01	W	28-17	Minnesota	61,134	RUSHING		ATT	Yds	Avg	LG	TD		
11/09	L	14-30	at N.Y. Jets (Mon.)	60,452	Warner	234	985	4.2	57	8			
11/15	W	24-13	Green Bay	60,693	J. L. Williams	113	500	4.4	48	1			
11/22	W	34-3	San Diego	62,444	Krieg	36	155	4.3	17	2			
11/30	L	14-37	L.A. Raiders (Mon.)	62,802	SEA	496	2023	4.1	57	13			
12/06	L	9-13	at Pittsburgh	48,881	OPP	472	2201	4.7	91	14			
12/13	W	28-21	Denver	61,759									
12/20	W	34-21	at Chicago	62,518	RECEIVING	No	Yds	Avg	LG	TD			
12/27	L	20-41	at Kansas City	20,370	Largent	58	912	15.7	55	8			
					J. L. Williams	38	420	11.1	75	3			
					R. Butler	33	465	14.1	40	5			
					Skansi	19	207	10.9	25	1			
					SEA	237	3028	12.8	75	31			
					OPP	255	3196	12.5	81	20			

POSTSEASON

01/03	L	20-23	at Houston (OT)	49,662
			(AFC First-Round)	

TEAM STATISTICS

	SEA	OPP
TOTAL FIRST DOWNS	301	297
Rushing	120	133
Passing	154	148
Penalty	27	16
3rd Down: Made/Att	92/189	85/196
3rd Down Pct.	48.7	43.4
4th Down: Made/Att	4/9	4/10
4th Down Pct.	44.4	40.0
POSSESSION AVG.	30:35	29:25
TOTAL NET YARDS	4735	5159
Avg. Per Game	315.7	343.9
Total Plays	937	954
Avg. Per Play	5.1	5.4
NET YARDS RUSHING	2023	2201
Avg. Per Game	134.9	146.7
Total Rushes	937	472
NET YARDS PASSING	2712	2958
Avg. Per Game	180.8	197.2
Sacked/Yards Lost	36/316	37/238
Gross Yards	3028	3196
Att./Completions	405/237	445/255
Completion Pct.	58.5	57.3
Had Intercepted	21	17
PUNTS/AVERAGE	61/38.9	63/39.1
NET PUNTING AVG.	33.1	32.7
PENALTIES/YARDS	79/668	104/890
FUMBLES/BALL LOST	32/16	38/21
TOUCHDOWNS	46	36
Rushing	13	14
Passing	31	20
Returns	2	2
TOTAL POINTS	371	314

BY QUARTERS

	1	2	3	4	OT	Tot
SEA	79	132	95	65	---	371
OPP	51	110	75	78	---	314

INTERCEPTIONS	No	Yds	Avg	LG	TD
Easley	4	47	11.8	22	0
Robinson	3	75	25.0	44	0
Jenkins	3	46	15.3	34	0
SEA	17	289	17.0	53	1
OPP	21	146	7.0	32	0

PUNT RETURNS	No	FC	Yds	Avg	LG	TD
Edmonds	20	4	251	12.6	40	0
SEA	32	8	322	10.1	40	0
OPP	32	12	251	7.8	91	1

PUNTING	No	Yds	Avg	NET	TB	120	LG	B
Rodriguez	47	1880	40.0	34.0	5	17	63	0
SEA	61	2370	38.9	33.1	5	18	63	0
OPP	63	2465	39.1	32.7	4	13	60	1

KICKOFF RETURNS	No	Yds	Avg	LG	TD
Edmonds	27	564	20.9	43	0
Hollis	10	263	26.3	41	0
SEA	64	1236	19.3	43	0
OPP	67	1379	20.6	92	1

FIELD GOALS	1-19	20-29	30-39	40-49	50+
N. Johnson	0-0	7-7	4-7	4-5	0-1
Hagler	0-0	2-2	0-0	0-0	0-0
SEA	0-0	9-9	4-7	4-5	0-1
OPP	0-0	7-7	9-9	5-8	0-2

PASSING	ATT	COMP	YDS	COMP%	YDS/ATT	TD	TD%	INT	INT%	LG	SACKED	RATING
Krieg	294	178	2131	60.5	7.25	23	7.8	15	5.1	75	27/247	87.6
Mathison	76	36	501	47.4	6.59	3	3.9	5	6.6	47	6/49	54.8
Kemp	33	23	396	69.7	12.00	5	15.2	1	3.0	55	3/20	137.1
SEA	405	237	3028	58.5	7.48	31	7.7	21	5.2	75	36/316	85.9
OPP	445	255	3196	57.3	7.18	20	4.5	17	3.8	81	37/238	78.8

DEFENSIVE STATISTICS

PLAYER	T	S	A	SAC	PD	FF	FR
F. Young	99	78	21	9.0	5	5	4
Bosworth	78	64	14	4.0	3	2	2
Robinson	69	49	19	0.0	3	0	1
Bryant	52	40	12	4.0	0	1	1
J. Green	48	36	12	9.5	0	3	1

RECORD (FINISH): 9-6 (2nd, AFC West). Lost wild card playoff at Houston 23-20 (OT).

HEAD COACH: Chuck Knox (48-31, .608)

ASSISTANTS: Tom Catlin (Asst. Head Coach/ Def. Coord./OLBs), Steve Moore (Off. Coord./WRs), George Dyer (DL), Chick Harris (RBs), Ralph Hawkins (DBs), Ken Meyer (QBs), Russ Purnell (TEs/Asst. Sp. Teams), Kent Stephenson (OL), Rusty Tillman (Sp. Teams/ILBs), Joe Vitt (Sp. Assign.)

CAPTAINS: WR Steve Largent and RB Curt Warner (Off), S Kenny Easley (Def), S Paul Moyer (Sp. Teams)

MVP: WR Steve Largent

PRO BOWL: S Kenny Easley (5), DE Jacob Green (2), WR Steve Largent (7), RB Curt Warner (3), LB Freddie Young (4)

NATIONAL HONORS: None

FIRST-TEAM ALL-NFL: WR Steve Largent (PFWA), G Bryan Millard (Films), RB Curt Warner (S-I, NEA), LB Freddie Young (AP, PFWA, Films, S-I, PFW, SN, NEA)

Pos.	OFFENSE	STARTS
WR	Daryl Turner	8
LT	Ron Mattes	12
LG	Edwin Bailey	12
C	Blair Bush	11
RG	Bryan Millard	12
RT	Mike Wilson	12
TE	Mike Tice	12
WR	Steve Largent	13
QB	Dave Krieg	12
RB	Curt Warner	12
FB	John L. Williams	10
DEFENSE		
LE	Jacob Green	12
NT	Joe Nash	12
RE	Jeff Bryant	12
LOLB	Bruce Scholtz	7
	*Tony Woods	5
LILB	Freddie Young	13
RILB	*Brian Bosworth	12
ROLB	Greg Gaines	10
	*Tony Woods	2
LCB	Terry Taylor	12
RCB	Patrick Hunter	12
SS	Kenny Easley	11
FS	Eugene Robinson	12
SPECIAL TEAMS		
K	Norm Johnson	13
P	Ruben Rodriguez	13
	*Rookie or first-year player	

1999 AFC WEST CHAMPIONS

AFC

	W	L	T	Pct.	Pts.	Opp.
EASTERN						
Indianapolis	9	6	0	.600	300	238
New England	8	7	0	.533	320	293
Miami	8	7	0	.533	362	335
Buffalo	7	8	0	.467	270	305
NY Jets	6	9	0	.400	280	312
CENTRAL						
Cleveland	10	5	0	.677	390	239
Houston*	9	6	0	.600	345	349
Pittsburgh	8	7	0	.533	285	299
Cincinnati	4	11	0	.267	285	370
WESTERN						
Denver	10	4	1	.700	379	288
Seattle*	9	6	0	.600	371	314
San Diego	8	7	0	.533	253	317
LA Raiders	5	10	0	.333	301	289
Kansas City	4	11	0	.267	273	388

NFC

	W	L	T	Pct.	Pts.	Opp.
EASTERN						
Washington	11	4	0	.733	379	385
Dallas	7	8	0	.467	340	348
St. Louis	7	8	0	.467	362	268
Philadelphia	7	8	0	.467	337	380
NY Giants	6	9	0	.400	280	312
CENTRAL						
Chicago	11	4	0	.733	356	282
Minnesota*	8	7	0	.533	336	335
Green Bay	5	9	1	.367	255	300
Tampa Bay	4	11	0	.267	286	360
Detroit	4	11	0	.267	269	384
WESTERN						
San Francisco	13	2	0	.867	459	253
New Orleans*	12	3	0	.800	422	283
LA Rams	6	9	0	.400	317	361
Atlanta	3	12	0	.200	205	436

1988 REVIEW (9-7; 0-1 PLAYOFFS)

DATE	W/L	SCORE	OPPONENT	ATT	BY QUARTERS	1	2	3	4	OT	TOT						
09/04	W	21-14	at Denver	75,986	SEA	58	124	83	74	----	339						
09/11	W	31-10	Kansas City	61,512	OPP	75	90	72	92	----	329						
09/18	L	6-17	at San Diego	44,449													
09/25	L	7-38	San Francisco	62,382	SCORING	TD	Ru	PA	Rt	PAT	FG	S	Pts				
10/02	W	31-20	at Atlanta	28,619	N. Johnson	0	0	0	0	39-39	22-28	0	105				
10/09	W	16-10	at Cleveland	78,605	Warner	12	10	2	0	0	0	0	72				
10/16	L	19-20	New Orleans	63,569	Blades	8	0	8	0	0	0	0	48				
10/23	L	10-31	at L.A. Rams	57,033	Williams	7	4	3	0	0	0	0	42				
10/30	W	17-14	San Diego	59,641	Butler	4	0	4	0	0	0	0	24				
11/06	L	3-13	Buffalo	61,074	SEA	39	14	22	3	39-39	22-28	0	339				
11/13	W	27-24	Houston	60,446	OPP	38	14	21	3	38-38	21-32	0	329				
11/20	L	24-27	at Kansas City	33,152													
11/28	W	35-27	L.A. Raiders (Mon.)	62,641	RUSHING	ATT	Yds	AVG	LG	TD							
12/04	L	7-13	at New England	59,068	Warner	266	1025	3.9	29	10							
12/11	W	42-14	Denver	62,839	Williams	189	877	4.6	44	4							
12/18	W	43-37	at L.A. Raiders	61,127	SEA	517	2986	4.0	44	14							
			POSTSEASON		OPP	509	2286	4.5	42	14							
12/31	L	13-21	at Cincinnati (Sat.)	58,560	RECEIVING	No	Yds	AVG	LG	TD							
			(AFC Divisional Playoff)		Williams	58	651	11.2	75	3							
					Blades	40	682	17.1	55	8							
					Largent	39	645	16.5	46	2							
					Tice	29	244	8.4	26	0							
					SEA	245	2979	12.2	75	22							
					OPP	280	3618	12.9	69	21							
					INTERCEPTIONS	No	Yds	AVG	LG	TD							
					Moyer	6	79	13.2	34	0							
					Taylor	5	53	10.6	27	1							
					Jenkins	3	41	13.7	21	0							
					SEA	22	280	12.7	34	1							
					OPP	20	195	9.8	55	1							
					PUNTING	No	Yds	AVG	NET	TB	I20	LG	B				
					Rodriguez	70	2858	40.8	36.8	4	14	68	0				
					SEA	70	2858	40.8	36.8	4	14	68	0				
					OPP	66	2778	42.1	35.7	4	22	59	0				
					PUNT RETURNS	No	FC	Yds	AVG	LG	TD						
					Edmonds	35	8	340	9.7	41	0						
					SEA	37	8	340	9.2	41	0						
					OPP	36	14	202	5.6	16	0						
					KICKOFF RETURNS	No	Yds	AVG	LG	TD							
					Edmonds	40	900	22.5	65	0							
					Morris	11	218	19.8	30	0							
					SEA	62	1352	21.8	65	0							
					OPP	66	1207	18.3	95	0							
					FIELD GOALS	1-19	20-29	30-39	40-49	50+							
					N. Johnson	1-1	4-4	7-9	10-14	0-0							
					SEA	1-1	4-4	7-9	10-14	0-0							
					OPP	0-0	10-11	6-10	4-6	1-5							
					PASSING	ATT	CMP	Yds	CMP%	Yds/Att	TD	TD%	INT	INT%	LG	SACKED	RATING
					Krieg	228	134	1741	58.8	7.64	18	7.9	8	3.5	75	12/92	94.6
					Stouffer	173	98	1106	56.6	6.39	4	2.3	6	3.5	53	13/110	69.2
					Kemp	35	13	132	37.1	3.77	0	0.0	4	14.8	19	3/21	----
					SEA	437	245	2979	56.1	6.82	22	5.0	20	4.6	75	29/233	74.9
					OPP	501	280	3618	55.9	7.22	21	4.2	22	4.4	69	30/265	74.4

DEFENSIVE STATISTICS

PLAYER	T	S	A	SAC	PD	FF	FR
Robinson	114	85	29	1.0	3	1	0
Wyman	97	71	26	2.5	0	1	2
Bosworth	82	55	27	0.0	3	1	1
Woods	80	57	23	5.0	2	0	1
Moyer	73	52	21	0.0	2	0	2

RECORD (FINISH): 9-7 (1st, AFC West). Lost divisional playoff at Cincinnati 21-13.

HEAD COACH: Chuck Knox (57-38, .600)

ASSISTANTS: Tom Catlin (Asst. Head Coach/ Def. Coord./OLBs), Steve Moore (Off. Coord./WRs), George Dyer (DL), Chick Harris (RBs), Ralph Hawkins (DBs), Ken Meyer (QBs), Russ Purnell (TEs/Asst. Sp. Teams), Kent Stephenson (OL), Rusty Tillman (Sp. Teams/ILBs), Joe Vitt (Sp. Assign.)

CAPTAINS: WR Steve Largent (Off), DE Jacob Green and S Eugene Robinson (Def), Game-to-Game (Sp. Teams)

MVP: FB John L. Williams

PRO BOWL: QB Dave Krieg (2), Sp. Rufus Porter (1)

NATIONAL HONORS: WR Steve Largent, NFL Man of the Year

FIRST-TEAM ALL-NFL: G Bryan Millard (S-I), Sp. Teams Rufus Porter (PFW, C&PFN)

Pos.	OFFENSE	STARTS
WR	*Brian Blades	7
	Ray Butler	5
LT	Ron Mattes	16
LG	Edwin Bailey	16
C	Blair Bush	14
RG	Bryan Millard	14
RT	Mike Wilson	16
TE	Mike Tice	16
WR	Steve Largent	15
QB	Dave Krieg	9
	*Kelly Stouffer	6
	Jeff Kemp	1
RB	Curt Warner	16
FB	John L. Williams	16
	DEFENSE	
LE	Jacob Green	16
NT	Joe Nash	15
RE	Jeff Bryant	12
LOLB	Bruce Scholtz	15
LILB	Brian Bosworth	10
	Darren Comeaux	6
RILB	Dave Wyman	16
ROLB	Tony Woods	16
LCB	Terry Taylor	8
	Melvin Jenkins	8
RCB	*Patrick Hunter	8
	Melvin Jenkins	8
SS	Paul Moyer	16
FS	Eugene Robinson	16
	SPECIAL TEAMS	
K	Norm Johnson	16
P	Ruben Rodriguez	16
	*Rookie or first-year player	

1999 AFC WEST CHAMPIONS

AFC

	W	L	T	Pct.	Pts.	Opp.
EASTERN						
Buffalo	12	4	0	.750	329	237
Indianapolis	9	7	0	.563	354	315
New England	9	7	0	.563	250	284
NY Jets	8	7	1	.531	372	354
Miami	6	10	0	.375	319	380

	W	L	T	Pct.	Pts.	Opp.
CENTRAL						
Cincinnati	12	4	0	.750	448	329
Cleveland*	10	6	0	.625	304	288
Houston*	10	6	0	.625	424	365
Pittsburgh	5	11	0	.313	336	421

	W	L	T	Pct.	Pts.	Opp.
WESTERN						
Seattle	9	7	0	.563	339	329
Denver	8	8	0	.500	327	352
LA Raiders	7	9	0	.438	325	369
San Diego	6	10	0	.375	231	332
Kansas City	4	11	1	.281	254	320

NFC

	W	L	T	Pct.	Pts.	Opp.
EASTERN						
Philadelphia	10	6	0	.625	379	319
NY Giants	10	6	0	.625	359	304
Washington	7	9	0	.438	345	387
Phoenix	7	9	0	.438	344	398
Dallas	3	13	0	.188	265	381

	W	L	T	Pct.	Pts.	Opp.
CENTRAL						
Chicago	12	4	0	.750	312	215
Minnesota*	11	5	0	.688	406	233
Tampa Bay	5	11	0	.313	261	350
Detroit	4	12	0	.250	220	313
Green Bay	4	12	0	.250	240	315

	W	L	T	Pct.	Pts.	Opp.
WESTERN						
San Francisco	10	6	0	.625	369	294
LA Rams*	10	6	0	.625	407	293
New Orleans	10	6	0	.625	312	283
Atlanta	5	11	0	.313	244	315

1989 REVIEW (7-9)

DATE	W/L	SCORE	OPPONENTS	ATT
09/10	L	7-31	at Philadelphia	64,287
09/17	L	24-34	Phoenix	60,444
09/24	W	24-3	at New England	48,025
10/01	W	24-20	at L.A. Raiders	44,319
10/08	L	16-20	Kansas City	60,715
10/15	W	17-16	at San Diego	50,079
10/22	L	21-24	Denver (OT)	62,353
10/29	W	10-7	San Diego	59,691
11/05	L	10-20	at Kansas City	54,489
11/12	L	7-17	Cleveland	58,978
11/19	L	3-15	at N.Y. Giants	75,014
11/26	L	14-41	at Denver	75,117
12/04	W	17-16	Buffalo (Mon)	57,682
12/10	W	24-17	at Cincinnati	54,744
12/17	W	23-17	L.A. Raiders	61,076
12/23	L	0-29	Washington (Sat)	60,294

TEAM STATISTICS	SEA	OPP
TOTAL FIRST DOWNS	290	293
Rushing	86	119
Passing	180	158
Penalty	24	16
3rd Down: Made/Att	85/211	89/213
3rd Down Pct.	40.3	41.8
4th Down: Made/Att	8/17	5/16
4th Down Pct.	47.1	31.3
POSSESSION AVG.	29:20	30:40
TOTAL NET YARDS	4596	5215
Avg. Per Game	287.3	325.9
Total Plays	1010	997
Avg. Per Play	4.6	5.2
NET YARDS RUSHING	1392	2118
Avg. Per Game	87.0	132.4
Total Rushes	405	520
NET YARDS PASSING	3204	3097
Avg. Per Game	200.3	193.6
Sacked/Yards Lost	46/379	32/235
Gross Yards	3583	3332
Att./Completions	559/316	445/252
Completion Pct.	56.5	56.6
Had Intercepted	23	9
PUNTS/AVERAGE	76/39.4	74/39.2
NET PUNTING AVG.	32.9	33.9
PENALTIES/YARDS	79/738	118/809
FUMBLES/BALL LOST	43/14	26/13
TOUCHDOWNS	28	37
Rushing	5	11
Passing	21	13
Returns	2	3
TOTAL POINTS	241	327

BY QUARTERS	1	2	3	4	OT	Tot
SEA	72	60	41	68	0	241
OPP	81	80	86	77	3	327

SCORING	TD	Ru	PA	Rt	PAT	FG	S	Pts
N. Johnson	0	0	0	0	27-27	15-25	0	72
Williams	7	1	6	0	0	0	0	42
Blades	5	0	5	0	0	0	0	30
Skansi	5	0	5	0	0	0	0	30
Warner	4	3	1	0	0	0	0	24
SEA	28	5	21	2	28-28	15-25	0	241
OPP	37	11	23	3	35-37	22-32	0	2327

RUSHING	Att	Yds	Avg	LG	TD
Warner	194	631	3.3	34	3
Williams	146	499	3.4	21	1
Krieg	40	160	4.0	18	0
SEA	405	1392	3.4	34	5
OPP	520	2118	4.1	38	11

RECEIVING	No	Yds	Avg	LG	TD
Blades	77	1063	13.8	60	5
Williams	76	657	8.6	51	6
Skansi	39	488	12.5	26	5
Largent	28	403	14.4	33	3
Clark	25	260	10.4	28	1
Warner	23	153	6.7	24	1
SEA	316	3583	11.3	60	21
OPP	252	3332	13.2	69	23

INTERCEPTIONS	No	Yds	Avg	LG	TD
Robinson	5	24	4.8	20	0
Harper	2	15	7.5	15	0
SEA	9	57	6.3	20	0
OPP	23	248	10.8	30	2

PUNTING	No	Yds	Avg	NET	TB	I20	LG	B
Rodriguez	75	2995	39.9	32.9	8	17	59	1
SEA	75	2995	39.9	32.9	8	17	59	1
OPP	74	2902	39.2	33.9	7	21	60	0

PUNT RETURNS	No	FC	Yds	Avg	LG	TD
Hollis	18	7	164	9.1	21	0
Jefferson	12	10	87	7.3	19	0
SEA	30	17	251	8.4	21	0
OPP	41	12	334	8.1	49	0

PASSING	Att	CMP	Yds	CMP% Yds/Att	TD	TD%	Int	Int%	LG	SACKED	RATING
Krieg	499	286	3309	57.3 6.63	21	4.2	20	4.0	60	37/289	74.8
Stouffer	59	29	270	49.2 4.58	0	0.0	3	5.1	29	9/90	40.9
SEA	559	316	3583	56.5 6.41	21	3.8	23	4.1	60	46/379	71.3
OPP	445	252	3332	56.6 7.49	23	5.2	9	2.0	69	32/235	89.3

KICKOFF RETURNS	No	Yds	Avg	LG	TD
Jefferson	22	511	23.2	91	1
Harris	18	334	18.6	25	0
Hollis	15	247	16.5	30	0
SEA	65	1246	19.2	97	1
OPP	44	814	18.5	37	0

FIELD GOALS	1-19	20-29	30-39	40-49	50+
N. Johnson	1-1	6-7	3-4	4-8	1-5
SEA	1-1	6-7	3-4	4-8	1-5
OPP	1-1	10-13	8-10	3-7	0-1

DEFENSIVE STATISTICS

PLAYER	T	S	A	Sac	PD	FF	FR
Robinson	102	72	30	0.0	5	2	0
Wyman	98	72	26	0.0	1	2	0
Glasgow	97	77	20	0.0	7	0	5
Nash	92	65	27	8.0	1	3	0
Comeaux	88	64	24	0.0	1	0	1
Bryant	68	50	18	3.5	2	2	0

RECORD (FINISH): 7-9 (4th, AFC West)

HEAD COACH: Chuck Knox (64-47, .577)

ASSISTANTS: Tom Catlin (Asst. Head Coach/ Def. Coord./OLBs), John Becker (Off. Coord./WRs), George Dyer (DL), Chick Harris (RBs), Ken Meyer (QBs), Rod Perry (DBs), Russ Purnell (TEs/Asst. Sp. Teams), Kent Stephenson (OL), Rusty Tillman (Sp. Teams/ILBs), Joe Vitt (Sp. Assign.)

CAPTAINS: WR Steve Largent (Off), DE Jacob Green (Def), Game-to-Game (Sp. Teams)

MVP: WR Brian Blades

PRO BOWL: WR Brian Blades (1), QB Dave Krieg (3), Sp. Rufus Porter (2)

NATIONAL HONORS: None

FIRST-TEAM ALL-NFL: None

Pos.	OFFENSE	STARTS
WR	Brian Blades	14
LT	*Andy Heck	8
	Ron Mattes	8
LG	Edwin Bailey	16
C	Grant Feasel	16
RG	Bryan Millard	16
RT	Mike Wilson	16
TE	*Robert Tyler	9
	*Travis McNeal	6
WR	Steve Largent	9
	Louis Clark	6
QB	Dave Krieg	14
	Kelly Stouffer	2
RB	Curt Warner	15
FB	John L. Williams	15
	DEFENSE	
LE	Jacob Green	14
NT	Joe Nash	16
RE	Jeff Bryant	15
LOLB	Rufus Porter	3
	Tony Woods	12
LILB	Brian Bosworth	2
	Darren Comeaux	13
RILB	Dave Wyman	16
ROLB	Vernon Maxwell	9
	ML Johnson	6
LCB	Dwayne Harper	13
RCB	Patrick Hunter	14
SS	Nesby Glasgow	16
FS	Eugene Robinson	14
	SPECIAL TEAMS	
K	Norm Johnson	16
P	Ruben Rodriguez	16
	*Rookie or first-year player	

AFC

EASTERN	W	L	T	Pct.	Pts.	Opp.
Buffalo	9	7	0	.563	409	317
Indianapolis	8	8	0	.500	298	301
Miami	8	8	0	.500	331	379
New England	5	11	0	.313	297	391
NY Jets	4	12	0	.250	253	411

CENTRAL	W	L	T	Pct.	Pts.	Opp.
Cleveland	9	6	1	.594	334	254
Houston*	9	7	0	.563	365	412
Pittsburgh*	9	7	0	.563	265	326
Cincinnati	8	8	0	.500	404	285

WESTERN	W	L	T	Pct.	Pts.	Opp.
Denver	11	5	0	.688	362	226
Kansas City	8	7	1	.531	318	286
LA Raiders	8	8	0	.500	315	297
Seattle	7	9	0	.438	241	327
San Diego	6	10	0	.375	266	290

NFC

EASTERN	W	L	T	Pct.	Pts.	Opp.
NY Giants	12	4	0	.750	348	252
Philadelphia*	11	5	0	.688	342	274
Washington	10	6	0	.625	386	308
Phoenix	5	11	0	.313	258	377
Dallas	1	15	0	.063	204	393

CENTRAL	W	L	T	Pct.	Pts.	Opp.
Minnesota	10	6	0	.625	351	275
Green Bay	10	6	0	.625	362	356
Detroit	7	9	0	.438	312	364
Chicago	6	10	0	.375	358	377
Tampa Bay	5	11	0	.313	320	419

WESTERN	W	L	T	Pct.	Pts.	Opp.
San Francisco	14	2	0	.875	442	253
LA Rams*	11	5	0	.688	426	344
New Orleans	9	7	0	.563	386	301
Atlanta	3	13	0	.188	279	437

1990 REVIEW (9-7)

DATE	W/L	SCORE	OPPONENTS	ATT
09/09	L	0-17	at Chicago	64,400
09/16	L	13-17	L.A. Raiders	61,889
09/23	L	31-34	at Denver (OT)	75,290
10/01	W	31-16	Cincinnati (Mon.)	60,135
10/07	W	33-20	at New England	39,735
10/14	L	17-24	at L.A. Raiders	50,624
10/21	W	19-7	Kansas City	60,358
10/28			BYE	
11/04	L	14-31	San Diego	59,646
11/11	W	17-16	at Kansas City	71,285
11/18	L	21-24	Minnesota	59,735
11/25	W	13-10	at S. Diego (OT)	50,097
12/02	W	13-10	Houston (OT)	57,592
12/09	W	20-14	at Green Bay	52,015
12/16	L	17-24	at Miami	57,851
12/23	W	17-12	Denver	55,845
12/30	W	30-10	Detroit	50,681

TEAM STATISTICS	SEA	OPP
TOTAL FIRST DOWNS	284	280
Rushing	111	86
Passing	155	171
Penalty	18	23
3rd Down: Made/Att	87/200	83/207
3rd Down Pct.	43.5	40.1
4th Down: Made/Att	6/7	7/11
4th Down Pct.	85.7	63.6
POSSESSION AVG.	30:47	29:13
TOTAL NET YARDS	4583	4609
Avg. Per Game	286.4	288.1
Total Plays	945	950
Avg. Per Play	4.8	4.9
NET YARDS RUSHING	1749	1605
Avg. Per Game	109.3	100.3
Total Rushes	457	413
NET YARDS PASSING	2834	3004
Avg. Per Game	177.1	187.8
Sacked/Yards Lost	40/360	33/252
Gross Yards	3194	3256
Att./Completions	448/265	504/300
Completion Pct.	59.2	59.5
Had Intercepted	20	12
PUNTS/AVERAGE	67/40.6	77/41.9
NET PUNTING AVG.	34.4	36.2
PENALTIES/YARDS	89/746	108/766
FUMBLES/BALL LOST	32/16	32/18
TOUCHDOWNS	34	32
Rushing	18	7
Passing	15	19
Returns	1	6
TOTAL POINTS	306	286

BY QUARTERS	1	2	3	4	OT	TOT
SEA	50	94	60	96	6	306
OPP	50	112	53	68	3	286

SCORING	TDs	Ru	Pa	Rt	PAT	FG	S	Pts
Johnson	0	0	0	0	33-34	23-32	0	102
Fenner	15	14	1	0	0	0	0	90
Chadwick	4	0	4	0	0	0	0	24
Kane	4	0	4	0	0	0	0	24
Blades	3	0	3	0	0	0	0	18
Williams	3	3	0	0	0	0	0	18
SEA	34	18	15	1	33-34	23-32	0	306
OPP	32	7	19	6	32-32	20-27	1	286

RUSHING	Att	Yds	Avg	LG	TD
Fenner	215	859	4.0	36	14
Williams	187	714	3.8	25	3
Krieg	32	115	3.6	25	0
SEA	457	1749	3.8	36	18
OPP	413	1605	3.9	58	7

RECEIVING	No	Yds	Avg	LG	TD
Williams	73	699	9.6	60	0
Kane	52	776	14.9	63	4
Blades	49	525	10.7	24	3
Chadwick	27	478	17.7	54	4
Skansi	22	257	11.7	25	2
Fenner	17	143	8.4	50	1
SEA	265	3194	12.1	63	15
OPP	300	3256	10.9	46	19

INTERCEPTIONS	No	Yds	Avg	LG	TD
Robinson	3	89	29.7	39	0
Harper	3	69	23.0	47	0
SEA	12	182	15.2	47	0
OPP	20	252	12.6	42	0

PUNTING	No	Yds	Avg	NET	TB	I20	LG	B
Donnelly	67	2722	40.6	34.4	8	18	54	0
SEA	67	2722	40.6	34.4	8	18	54	0
OPP	77	3225	41.9	36.2	5	22	67	0

PUNT RETURNS	No	FC	Yds	Avg	LG	TD
Warren	28	16	269	9.6	39	0
Jefferson	8	0	68	8.5	14	0
SEA	36	16	337	9.4	39	0
OPP	29	21	254	8.8	66	2

PASSING	Att	Cmp	Yds	Cmp%	Yds/Att	TD	TD%	INT	INT%	LG	SACKED	RATING
Krieg	448	265	3194	59.2	7.13	15	3.3	20	4.5	63	40/360	73.6
SEA	448	265	3194	59.2	7.13	15	3.3	20	4.5	63	40/360	73.6
OPP	504	300	3256	59.5	6.46	19	3.8	12	2.4	46	33/252	81.3

KICKOFF RETURNS	No	Yds	AVG	LG TD
Warren	23	478	20.8	71 0
Loville	18	359	19.9	29 0
SEA	50	985	19.7	71 0
OPP	51	910	17.8	39 0

FIELD GOALS	1-19	20-29	30-39	40-49	50+
Johnson	2-2	7-7	8-14	5-6	1-3
SEA	2-2	7-7	8-14	5-6	1-3
OPP	0-0	11-11	3-5	5-8	1-3

DEFENSIVE STATISTICS

PLAYER	T	S	A	SAC	PD	FF	FR
Glasgow	83	70	13	2.0	2	3	1
Robinson	82	63	19	0.0	5	1	4
Harper	71	62	9	0.0	4	1	0
Green	60	44	16	12.5	2	3	1
Hunter	56	48	8	0.0	10	1	1
Nash	53	41	12	1.0	0	1	1

RECORD (FINISH): 9-7 (3rd, AFC West)

HEAD COACH: Chuck Knox (73-54, .575)

ASSISTANTS: Tom Catlin (Asst. Head Coach/ Def. Coord./OLBs), John Becker (Off. Coord./WRs), George Dyer (DL), Chick Harris (RBs), Ken Meyer (QBs), Rod Perry (DBs), Russ Purnell (TEs/Asst. Sp. Teams), Frank Raines (Strength & Cond.), Kent Stephenson (OL), Rusty Tillman (Sp. Teams/ILBs), Joe Vitt (Sp. Assign.)

CAPTAINS: QB Dave Krieg (Off), DE Jacob Green (Def), Game-to-Game (Sp. Teams)

MVP: FB John L. Williams

PRO BOWL: FB John L. Williams (1)

NATIONAL HONORS: SS Kenny Easley and WR Steve Largent, All-NFL Decade of the 1980's Team (Hall of Fame)

FIRST-TEAM ALL-NFL: None

POS.	OFFENSE	STARTS
WR	Tommy Kane	11
LT	Andy Heck	16
LG	Edwin Bailey	11
C	Grant Feasel	16
RG	Bryan Millard	16
RT	Ron Mattes	7
	Ronnie Lee	9
TE	Travis McNeal	14
WR	Brian Blades	16
QB	Dave Krieg	16
RB	Derrick Fenner	15
FB	John L. Williams	16

DEFENSE

LE	Jacob Green	16
LT	Joe Nash	16
RT	Jeff Bryant	14
	*Cortez Kennedy	2
RE	Tony Woods	15
LLB	*Terry Wooden	8
MLB	Darren Comeaux	8
	Dave Wyman	8
RLB	Rufus Porter	12
LCB	Dwayne Harper	16
RCB	Patrick Hunter	16
SS	*Robert Blackmon	3
	Nesby Glasgow	13
FS	Eugene Robinson	16
SPECIAL TEAMS		
K	Norm Johnson	16
P	Rick Donnelly	16

* Rookie or first-year player

AFC

EASTERN	W	L	T	Pct.	Pts.	Opp.
Buffalo	13	3	0	.813	428	263
Miami*	12	4	0	.750	336	242
Indianapolis	7	9	0	.438	281	353
NY Jets	6	10	0	.375	295	345
New England	1	15	0	.063	181	446

CENTRAL	W	L	T	Pct.	Pts.	Opp.
Cincinnati	9	7	0	.563	360	352
Houston*	9	7	0	.563	405	307
Pittsburgh	9	7	0	.563	292	240
Cleveland	3	13	0	.188	228	462

WESTERN	W	L	T	Pct.	Pts.	Opp.
LA Raiders	12	4	0	.750	337	268
Kansas City*	11	5	0	.688	369	257
Seattle	9	7	0	.563	306	286
San Diego	6	10	0	.375	315	281
Denver	5	11	0	.313	331	374

NFC

EASTERN	W	L	T	Pct.	Pts.	Opp.
NY Giants	13	3	0	.813	335	211
Philadelphia*	10	6	0	.625	396	299
Washington*	10	6	0	.625	381	301
Dallas	7	9	0	.438	244	308
Phoenix	5	11	0	.313	268	296

CENTRAL	W	L	T	Pct.	Pts.	Opp.
Chicago	11	5	0	.688	348	280
Tampa Bay	6	10	0	.375	264	367
Detroit	6	10	0	.375	373	413
Green Bay	6	10	0	.375	271	347
Minnesota	6	10	0	.375	351	326

WESTERN	W	L	T	Pct.	Pts.	Opp.
San Francisco	14	2	0	.875	353	239
New Orleans*	8	8	0	.500	274	275
LA Rams	5	11	0	.313	345	412
Atlanta	5	11	0	.313	348	365

1991 REVIEW (7-9)

DATE	W/L	SCORE	OPPONENTS	ATT
09/01	L	24-27	at New Orleans	68,492
09/08	W	20-13	N.Y. Jets	56,770
09/15	L	10-16	at Denver	74,152
09/22	L	13-20	at Kansas City	71,789
09/29	W	31-3	Indianapolis	56,656
10/06	W	13-7	at Cincinnati	60,010
10/13	L	20-23	L.A. Raiders (OT)	61,974
10/20	W	27-7	at Pittsburgh	54,678
10/27	W	20-9	San Diego	58,025
11/03			BYE	
11/10	L	14-17	at San Diego	43,597
11/17	L	7-31	at L.A. Raiders	49,317
11/24	W	13-10	Denver	60,430
12/01	L	6-19	Kansas City	57,248
12/08	L	22-24	San Francisco	56,711
12/15	L	13-26	at Atlanta	53,834
12/22	W	23-9	L.A. Rams	51,100

TEAM STATISTICS	SEA	OPP
TOTAL FIRST DOWNS	253	263
Rushing	80	92
Passing	159	159
Penalty	14	12
3rd Down: Made/Att	67/193	78/220
3rd Down Pct.	34.7	35.5
4th Down: Made/Att	2/9	9/20
4th Down Pct.	22.2	45.0
POSSESSION AVG.	29:27	30:33
TOTAL NET YARDS	4534	4703
Avg. Per Game	283.4	293.9
Total Plays	924	988
Avg. Per Play	4.9	4.8
NET YARDS RUSHING	1426	1684
Avg. Per Game	89.1	105.3
Total Rushes	394	435
NET YARDS PASSING	3108	3019
Avg. Per Game	194.3	188.7
Sacked/Yards Lost	42/263	36/269
Gross Yards	3371	3288
Att/Comp	488/290	517/296
Completion Pct.	59.4	57.3
Had Intercepted	26	18
PUNTS/AVERAGE	76/40.6	79/39.1
NET PUNTING AVG.	35.7	33.0
PENALTIES/YARDS	85/682	108/845
FUMBLES/BALL LOST	26/17	34/21
TOUCHDOWNS	29	25
Rushing	11	4
Passing	15	1
Returns	3	3
TOTAL POINTS	276	261

PASSING	ATT	CMP	YDS	CMP%	YDS/ATT	TD	TD%	INT	INT%	LG	SACKED	RATING
Krieg	285	187	2080	65.6	7.30	11	3.9	12	4.2	60	32/216	82.5
Kemp	181	94	1207	51.9	6.67	4	2.2	12	6.6	52	8/38	52.9
Stouffer	15	6	57	40.0	3.80	0	0.0	1	6.7	19	2/9	23.5
McGwire	7	3	27	42.9	3.86	0	0.0	1	14.3	13	0/0	14.3
SEA	488	290	3371	59.4	6.91	15	3.1	26	5.3	60	42/263	68.4
OPP	517	296	3288	57.3	6.36	18	3.5	18	3.5	161	36/269	73.4

BY QUARTERS	1	2	3	4	OT	TOT
SEA	39	78	79	80	0	276
OPP	25	112	47	74	3	261

SCORING	TD	RU	PA	RT	PAT	FG	SPts
Kasay	0	0	0	0	27/28	25/31	0102
Williams	5	4	1	0	0	0	0 30
Fenner	4	4	0	0	0	0	0 24
Tice	4	0	4	0	0	0	0 24
SEA	29	11	15	3	27/29	25/31	0276
OPP	25	4	18	3	25/25	28/32	1261

RUSHING	ATT	YDS	AVG	LG	TD
Williams	188	741	3.9	42	4
Fenner	91	267	2.9	15	4
Jones	45	154	3.4	22	3
SEA	394	1426	3.6	42	11
OPP	435	1684	3.9	32	4

RECEIVING	NO	YDS	AVG	LG	TD
Blades	70	1003	14.3	52	2
Williams	61	499	8.2	35	1
Kane	50	763	15.3	60	2
Chadwick	22	255	11.6	29	3
SEA	290	3371	11.6	60	15
OPP	296	3288	11.1	161	18

INTERCEPTIONS	NO	YDS	AVG	LG	TD
Robinson	5	56	11.2	27	0
Harper	4	84	21.0	43	0
SEA	18	302	16.8	43	2
OPP	26	334	12.8	58	2

PUNTING	NO	YDS	AVG	NET	TB	I20	LG	B
Tuten	49	2106	43.0	36.9	3	8	60	0
Donnelly	13	505	38.8	33.8	1	1	57	0
Waits	14	474	33.9	33.6	0	2	50	0
SEA	76	3085	40.6	35.7	4	11	60	0
OPP	79	3089	39.1	33.0	8	20	65	1

PUNT RETURNS	NO	FC	YDS	AVG	LG	TD
Warren	32	19	298	9.3	159	1
SEA	38	20	325	8.6	159	1
OPP	40	18	289	7.2	29	0

KICKOFF RETURNS	NO	YDS	AVG	LG	TD
Warren	35	792	22.6	55	0
Loville	18	412	22.9	50	0
SEA	60	1280	21.3	55	0
OPP	51	858	16.8	38	0

FIELD GOALS	1-19	20-29	30-39	40-49	50+
Kasay	1/1	5/6	11/14	6/7	2/3
OPP	1/1	7/7	9/9	6/7	5/8

DEFENSIVE STATISTICS

PLAYER	T	S	A	SAC	PD	FF	FR
Wooden	105	80	25	2.0	9	1	4
Robinson	91	67	24	1.0	3	1	1
Porter	71	51	20	10.0	15	4	0
Comeaux	69	51	18	0.5	5	4	0
Harper	69	58	11	0.0	1	1	0
Kennedy	67	59	8	6.5	12	1	1

RECORD (FINISH): 7-9 (4th, AFC West)

HEAD COACH: Chuck Knox (80-63, .559)

ASSISTANTS: Tom Catlin (Asst. Head Coach/ Def. Coord./OLBs), John Becker (Off. Coord./WRs), George Dyer (DL), Chick Harris (RBs), Ken Meyer (QBs), Paul Moyer (Staff Asst.), Rod Perry (DBs), Russ Purnell (TEs/Asst. Sp. Teams), Frank Raines (Strength & Cond.), Kent Stephenson (OL), Rusty Tillman (Sp. Teams/ILBs), Joe Vitt (Sp. Assign.)

CAPTAINS: QB Dave Krieg (Off), DE Jacob Green (Def), Game-to-Game (Sp. Teams)

MVP: FS Eugene Robinson

PRO BOWL: DT Cortez Kennedy (1), FB John L. Williams (2)

NATIONAL HONORS: None

FIRST-TEAM ALL-NFL: CB Dwayne Harper (SI), FS Eugene Robinson (SI)

Pos.	OFFENSE	STARTS
WR	Tommy Kane	15
LT	Andy Heck	16
LG	Warren Wheat	7
	Darrick Brilz	6
C	Grant Feasel	15
RG	Bryan Millard	16
RT	Ronnie Lee	7
	Bill Hitchcock	9
TE	Mike Tice	15
WR	Brian Blades	16
QB	Dave Krieg	9
	Jeff Kemp	5
	*Dan McGwire	1
	Kelly Stouffer	1
RB	Derrick Fenner	8
	James Jones	6
FB	John L. Williams	16
	DEFENSE	
LE	Jacob Green	16
LT	Jeff Bryant	14
RT	Cortez Kennedy	16
RE	Tony Woods	14
LLB	Terry Wooden	15
MLB	Darren Comeaux	11
RLB	Rufus Porter	15
LCB	Dwayne Harper	16
RCB	Patrick Hunter	15
SS	Robert Blackmon	16
FS	Eugene Robinson	16
	SPECIAL TEAMS	
K	*John Kasay	16
P	Rick Tuten	10

* Rookie or first-year player

AFC

EASTERN	W	L	T	Pct.	Pts.	Opp.
Buffalo	13	3	0	.813	458	318
NY Jets*	8	8	0	.500	314	293
Miami	8	8	0	.500	343	349
New England	6	10	0	.375	211	305
Indianapolis	1	15	0	.063	143	381

CENTRAL	W	L	T	Pct.	Pts.	Opp.
Houston	11	5	0	.688	386	251
Pittsburgh	7	9	0	.438	292	344
Cleveland	6	10	0	.375	293	298
Cincinnati	3	13	0	.188	263	435

WESTERN	W	L	T	Pct.	Pts.	Opp.
Denver	12	4	0	.750	304	235
Kansas City*	10	6	0	.625	322	252
LA Raiders*	9	7	0	.563	298	297
Seattle	7	9	0	.438	276	261
San Diego	4	12	0	.250	274	342

NFC

EASTERN	W	L	T	Pct.	Pts.	Opp.
Washington	14	2	0	.875	485	224
Dallas*	11	5	0	.688	342	310
Philadelphia	10	6	0	.625	285	244
NY Giants	8	8	0	.500	281	297
Phoenix	4	12	0	.250	196	344

CENTRAL	W	L	T	Pct.	Pts.	Opp.
Detroit	12	4	0	.750	339	295
Chicago*	11	5	0	.688	299	269
Minnesota	8	8	0	.500	301	306
Green Bay	4	12	0	.250	273	313
Tampa Bay	3	13	0	.188	199	365

WESTERN	W	L	T	Pct.	Pts.	Opp.
New Orleans	11	5	0	.688	341	211
Atlanta*	10	6	0	.625	361	338
San Francisco	10	6	0	.625	393	239
LA Rams	3	13	0	.188	234	390

1992 REVIEW (2-14)

1999 AFC WEST CHAMPIONS

DATE	W/L	SCORE	OPPONENTS	ATT	BY QUARTERS	1	2	3	4	OT	Tot		
09/06	L	3-21	Cincinnati	57,350	SEA	20	53	34	30	3	140		
09/13	L	7-26	at Kansas City	75,125	OPP	63	87	74	85	3	312		
09/20	W	10-6	at New England	42,327									
09/27	L	17-19	Miami	59,374	SCORING	TD	Ru	Pa	Rr	PAT	FG	S	Pts
10/04	L	6-17	at San Diego	36,783	Kasay	0	0	0	0	14/14	14/22	0	56
10/11	L	0-27	at Dallas	62,311	Kane	3	0	3	0	0/0	0/0	0	18
10/18	L	0-19	L.A. Raiders	56,904	Warren	3	3	0	0	0/0	0/0	0	18
10/25	L	10-23	at N.Y. Giants	67,399	Williams	3	1	2	0	0/0	0/0	0	18
11/01			BYE		SEA	14	4	9	1	14/14	14/22	0	140
11/08	L	3-16	Washington	53,616	OPP	32	14	11	7	29/32	29/36	2	312
11/15	L	3-20	at L.A. Raiders	46,862									
11/22	L	14-24	Kansas City	49,867	RUSHING	ATT	Yds	AVG	LG	TD			
11/30	W	16-13	Denver (Mon.) (OT)	51,612	Warren	223	1017	4.6	52	3			
12/06	L	10-20	at Pittsburgh	47,015	Williams	114	339	3.0	14	1			
12/13	L	17-20	Philadelphia (OT)	47,492	Gelbaugh	16	79	4.9	22	0			
12/20	L	6-10	at Denver	72,570	SEA	402	1596	4.0	52	4			
12/27	L	14-31	San Diego	49,324	OPP	513	1922	3.7	66t	14			

TEAM STATISTICS	SEATTLE	OPP	RECEIVING	No	Yds	AVG	LG	TD			
TOTAL FIRST DOWNS	208	247	Williams	74	556	7.5	27	2			
Rushing	77	96	Kane	27	369	13.7	31	3			
Passing	114	129	J. Jones	21	190	9.0	30	0			
Penalty	17	22	L. Clark	20	290	14.5	33	1			
3rd Down: Made/Att	59/222	75/230	Blades	19	256	13.5	37	1			
3rd Down Pct.	26.6	32.6	SEA	230	2323	10.1	57	9			
4th Down: Made/Att	5/17	6/9	OPP	251	2978	11.9	72t	11			
4th Down Pct.	29.4	66.7									
POSSESSION AVG.	29:01	30:59	INTERCEPTIONS	No	Yds	AVG	LG	TD			
TOTAL NET YARDS	3374	4583	E. Robinson	7	126	18.0	49	0			
Avg. Per Game	210.9	286.4	Harper	3	74	24.7	41	0			
Total Plays	945	987	SEA	20	324	16.2	69	0			
Avg. Per Play	3.6	4.6	OPP	23	231	10.0	40	4			
NET YARDS RUSHING	1596	1922	PUNTING	No	Yds	AVG	NET	TB	I20	LG	B
Avg. Per Game	99.8	120.1	Tuten	108	4760	44.1	38.7	8	29	65	0
Total Rushes	402	513	SEA	108	4760	44.1	38.7	8	29	65	0
NET YARDS PASSING	1778	2661	OPP	96	4015	41.8	36.8	10	23	65	0
Avg. Per Game	111.1	166.3	PUNT RETURNS	No	FC	Yds	AVG	LG	TD		
Sacked/Yards Lost	67/545	46/317	Warren	34	25	252	7.4	16	0		
Gross Yards	2323	2978	SEA	38	27	283	7.4	16	0		
Att./Completions	476/230	428/251	OPP	56	26	416	7.4	86t	1		
Completion Pct.	48.3	58.6	KICKOFF RETURNS	No	Yds	AVG	LG	TD			
Had Intercepted	23	20	Warren	28	524	18.7	34	0			
PUNTS/AVERAGE	108/44.1	96/41.8	Mayes	19	311	16.4	29	0			
NET PUNTING AVG.	108/38.7	96/36.8	SEA	50	885	17.7	34	0			
PENALTIES/YARDS	111/918	100/776	OPP	36	685	19.0	64	0			
FUMBLES/BALL LOST	37/18	25/11									
TOUCHDOWNS	14	32									
Rushing	4	14									
Passing	9	11									
Returns	1	7									
TOTAL POINTS	140	312									

PASSING	ATT	CMP	Yds	CMP%	Yds/Att	TD	TD%	INT	INT%	LG	SACKED	RATING
Gelbaugh	255	121	1307	47.5	5.13	6	2.4	11	4.3	57	34/265	52.9
Stouffer	190	92	900	48.4	4.74	3	1.6	9	4.7	33	26/222	47.7
McGwire	30	17	116	56.7	3.87	0	0.0	3	10.0	20	7/58	25.8
SEA	476	230	2323	48.3	4.88	9	1.9	23	4.8	57	67/545	48.9
OPP	428	251	2978	58.6	6.96	11	2.6	20	4.7	72t	46/317	69.0

FIELD GOALS	1-19	20-29	30-39	40-49	50+
Kasay	0-0	4-5	8-11	2-6	0-0
SEA	0-0	4-5	8-11	2-6	0-0
OPP	0-0	5-5	14-16	7-11	3-4

DEFENSIVE STATISTICS

PLAYER	T	S	A	Sac	PD	FF	FR
E.Robinson	94	64	30	0.0	10	2	1
Kennedy	92	76	16	14.0	5	4	1
Porter	90	68	22	9.5	2	2	0
Wyman	83	54	29	0.0	1	2	1
P.Hunter	67	55	12	0.0	13	1	1
Nash	67	46	21	4.5	0	0	0

RECORD (FINISH): 2-14 (5th, AFC West)

HEAD COACH: Tom Flores (2-14, .125)

ASSISTANTS: Tom Catlin (Asst. HC/Def), Larry Kennan (Off. Coord./QBs), Rusty Tillman (Def. Coord./LBs), Tommy Brasher (DL), Bob Bratkowski (WRs), Dave Brown (Def), Hudson Houck (OL), Paul Moyer (DBs), Russ Purnell (TEs/Sp. Teams), Frank Raines (Strength & Cond), Clarence Shelmon (RBs)

CAPTAINS: FB John L. Williams (Off), FS Eugene Robinson (Def), TE James Jones (Sp. Teams)

MVP: DT Cortez Kennedy

PRO BOWL: DT Cortez Kennedy (2), FS Eugene Robinson (1)

NATIONAL HONORS: DT Cortez Kennedy, NFL Defensive Player of the Year (AP, PFW/ PFWA, C&PFN)

ALL-NFL: DT Cortez Kennedy (AP, S-I, SN, USAT, PFW/PFWA, C&PFN, NEA)

Pos.	OFFENSE	STARTS
WR	Tommy Kane	11
LT	*Ray Roberts	16
LG	Andy Heck	13
C	Joe Tofflemire	16
RG	Darrick Brilz	16
RT	Bill Hitchcock	11
TE	Ron Heller	11
WR	Brian Blades	5
	Louis Clark	10
QB	Kelly Stouffer	7
	Dan McGwire	1
	Stan Gelbaugh	8
RB	Chris Warren	16
FB	John L. Williams	16
DEFENSE		
LE	Jeff Bryant	15
	*Michael Sinclair	1
LT	Joe Nash	16
RT	Cortez Kennedy	16
RE	Tony Woods	15
LLB	Terry Wooden	8
	Joe Cain	8
MLB	Dave Wyman	11
RLB	Rufus Porter	16
LCB	Dwayne Harper	16
RCB	Patrick Hunter	16
SS	Robert Blackmon	15
FS	Eugene Robinson	16
SPECIAL TEAMS		
K	John Kasay	16
P	Rick Tuten	16

* Rookie or first-year player

AFC

EASTERN	W	L	T	Pct.	Pts.	Opp.
Miami	11	5	0	.688	340	281
Buffalo*	11	5	0	.688	381	283
Indianapolis	9	7	0	.563	216	302
NY Jets	4	12	0	.250	220	315
New England	2	14	0	.125	205	363

CENTRAL	W	L	T	Pct.	Pts.	Opp.
Pittsburgh	11	5	0	.688	299	225
Houston*	10	6	0	.625	352	258
Cleveland	7	9	0	.438	272	275
Cincinnati	5	11	0	.313	274	364

WESTERN	W	L	T	Pct.	Pts.	Opp.
San Diego	11	5	0	.688	335	241
Kansas City*	10	6	0	.625	348	282
Denver	8	8	0	.500	262	329
LA Raiders	7	9	0	.438	249	281
Seattle	2	14	0	.125	140	312

NFC

EASTERN	W	L	T	Pct.	Pts.	Opp.
Dallas	13	3	0	.813	409	243
Philadelphia*	11	5	0	.688	354	245
Washington*	9	7	0	.563	300	255
NY Giants	6	10	0	.375	306	367
Phoenix	4	12	0	.250	243	332

CENTRAL	W	L	T	Pct.	Pts.	Opp.
Minnesota	11	5	0	.688	374	249
Green Bay	9	7	0	.563	276	296
Tampa Bay	5	11	0	.313	267	367
Chicago	5	11	0	.313	295	361
Detroit	5	11	0	.313	273	332

WESTERN	W	L	T	Pct.	Pts.	Opp.
San Francisco	14	2	0	.875	431	236
New Orleans*	12	4	0	.750	330	202
Atlanta	6	10	0	.375	327	414
LA Rams	6	10	0	.375	313	383

1993 REVIEW (6-10)

DATE	W/L	SCORE	OPPONENT	ATT
09/05	L	12-18	at San Diego	58,039
09/12	L	13-17	L.A. Raiders	58,836
09/19	W	17-14	at New England	50,392
09/26	W	19-10	at Cincinnati	46,880
10/03	W	31-14	San Diego	54,778
10/10			BYE	
10/17	L	10-30	at Detroit	60,801
10/24	W	10-9	New England	56,526
10/31	L	17-28	at Denver	73,644
11/07	L	14-24	at Houston	50,447
11/14	W	22-5	Cleveland	54,622
11/21			BYE	
11/28	L	9-17	Denver	57,812
12/05	L	16-31	Kansas City	58,551
12/12	L	23-27	at L.A. Raiders	38,161
12/19	L	27-30	Phoenix (OT)	45,737
12/26	W	16-6	Pittsburgh	51,814
01/02	L	24-34	at Kansas City	72,136

TEAM STATISTICS	SEA	OPP
TOTAL FIRST DOWNS	279	322
Rushing	114	106
Passing	144	193
Penalty	21	23
3rd Down: Made/Att	80/224	91/229
3rd Down Pct.	35.7	39.7
4th Down: Made/Att	6/14	6/13
4th Down Pct.	42.9	46.2
POSSESSION AVG.	29:02	30:58
TOTAL NET YARDS	4669	5313
Avg. Per Game	291.8	332.1
Total Plays	1019	1085
Avg. Per Play	4.6	4.9
NET YARDS RUSHING	2015	1660
Avg. Per Game	125.9	103.8
Total Rushes	473	452
NET YARDS PASSING	2654	3653
Avg. Per Game	165.9	228.3
Sacked/Yards Lost	48/242	38/244
Gross Yards	2896	3897
Att./Completions	498/280	595/333
Completion Pct.	56.2	56.0
Had Intercepted	18	22
PUNTS/AVERAGE	91/44.0	73/42.4
NET PUNTING AVG.	37.3	35.6
PENALTIES/YARDS	99/745	110/818
FUMBLES/BALL LOST	25/13	23/15
TOUCHDOWNS	29	32
Rushing	13	12
Passing	13	16
Returns	0	3
Defensive	3	1
SAFETIES	4	2
TOTAL POINTS	280	314

BY QUARTERS	1	2	3	4	OT	TOT
SEA	72	64	45	99	0	280
OPP	65	104	66	76	3	314

SCORING	TD	RU	PA	RT	PAT	FG	S	PTS
Kasay	0	0	0	0	29/29	23/28	0	98
C. Warren	7	7	0	0	0/0	0	0	42
Martin	5	0	5	0	0	0	0	30
Williams	4	3	1	0	0	0	0	24
SEA	29	13	13	3	29/29	23/28	4	280
OPP	32	12	16	4	31/32	29/39	2	314

RUSHING	ATT	Yds	AVG	LG	TD
C. Warren	273	1072	3.9	45t	7
Williams	82	371	4.5	38	3
Mirer	68	343	5.0	33	3
Vaughn	36	153	4.3	37	0
SEA	473	2015	4.3	45t	13
OPP	452	1660	3.7	30t	12

RECEIVING	No	Yds	AVG	LG	TD
Blades	80	945	11.8	41	3
Williams	58	450	7.8	25	1
Martin	57	798	14.0	53t	5
Edmunds	24	239	10.0	32	2
Green	23	178	7.7	20	1
SEA	280	2896	10.3	53t	13
OPP	333	3897	11.7	58t	16

INTERCEPTIONS	No	Yds	AVG	LG	TD
E. Robinson	9	80	8.9	28	0
Hunter	4	54	13.5	34	0
Gray	3	33	11.0	16	0
SEA	22	196	8.9	34	1
OPP	18	159	8.8	40	0

PUNTING	No	Yds	AVG	NET	TB	I20	LG	B
Tuten	90	4007	44.5	37.3	7	21	64	1
SEA	91	4007	44.0	37.3	7	21	64	1
OPP	73	3097	42.4	35.6	11	19	60	0

PUNT RETURNS	No	FC	Yds	AVG	LG	TD
Martin	32	15	270	8.4	33	0
SEA	33	15	280	8.5	33	0
OPP	47	21	475	10.1	74t	1

KICKOFF RETURNS	No	FC	Yds	AVG	LG	TD
Bates	30	0	603	20.1	46	0
Vaughn	16	0	280	17.5	31	0
SEA	50	0	931	18.6	46	0
OPP	52	1	967	18.6	95t	1

PASSING	ATT	CMP	Yds	CMP%	Yds/ATT	TD	TD%	INT	INT%	LG	SACKED	RATING
Mirer	486	274	2833	56.4	5.83	12	2.5	17	3.5	53t	47/235	67.0
SEA	498	280	2896	56.2	5.82	13	2.6	18	3.6	53t	48/242	66.8
OPP	595	333	3897	56.0	6.55	16	2.7	22	3.7	58t	38/244	69.6

FIELD GOALS	1-19	20-29	30-39	40-49	50+
Kasay	1/1	5/5	10/11	4/6	3/5
SEA	1/1	5/5	10/11	4/6	3/5
OPP	2/2	7/7	8/10	7/13	5/7

DEFENSIVE STATISTICS

PLAYER	T	S	A	SAC	PD	FF	FR
E. Robinson	111	84	27	2.0	15	3	2
Wooden	106	73	33	2.5	9	3	1
Stephens	105	75	30	2.5	1	2	1
Kennedy	77	60	17	6.5	3	1	1
Blackmon	74	55	19	0.0	11	0	1

RECORD (FINISH): 6-10 (5th, AFC West)

HEAD COACH: Tom Flores (8-24, .250)

ASSISTANTS: Tom Catlin (Asst. HC), Larry Kennan (Off. Coord./QBs), Rusty Tillman (Def. Coord./LBs), Tommy Brasher (DL), Bob Bratkowski (WRs), Dave Brown (Def), Arnie Matsumoto (Staff Asst.), Paul Moyer (DBs), Howard Mudd (OL), Russ Purnell (TEs/Sp. Teams), Frank Raines (Strength & Cond), Clarence Shelton (RBs)

CAPTAINS: FB John L. Williams (Off), FS Eugene Robinson (Def), FB Tracy Johnson & TE Trey Junkin (Sp. Teams)

MVP: FS Eugene Robinson

PRO BOWL: DT Cortez Kennedy (3), FS Eugene Robinson (2), RB Chris Warren (1)

NATIONAL HONORS: QB Rick Mirer, NFL Offensive Rookie of the Year (NFLPA, FBD), All-NFL: DT Cortez Kennedy (AP, S-I), FS Eugene Robinson (PFWA/PFW, Films, USA TODAY)

Pos.	OFFENSE	STARTS
WR	Kelvin Martin	14
LT	Ray Roberts	16
LG	Darrick Brilz	16
C	Ray Donaldson	16
RG	Bill Hitchcock	14
RT	Andy Heck	16
TE	Ferrell Edmunds	16
	Paul Green	8
WR	Brian Blades	14
QB	*Rick Mirer	16
RB	Chris Warren	14
FB	John L. Williams	9
DEFENSE		
LE	Jeff Bryant	15
LT	Joe Nash	16
RT	Cortez Kennedy	16
RE	Natu Tuatagaloa	15
RLB	Terry Wooden	16
MLB	Rod Stephens	13
RLB	Rufus Porter	6
	Kevin Murhpy	10
LCB	Dwayne Harper	14
RCB	Patrick Hunter	15
SS	Robert Blackmon	16
FS	Eugene Robinson	16
SPECIAL TEAMS		
K	John Kasay	16
P	Rick Tuten	16

* Rookie or first-year player

AFC

EASTERN	W	L	T	PCT.	PTS.	OPP.
Buffalo	12	4	0	.750	329	242
Miami	9	7	0	.563	349	351
NY Jets	8	8	0	.500	270	247
New England	5	11	0	.313	238	286
Indianapolis	4	12	0	.250	189	378

CENTRAL	W	L	T	PCT.	PTS.	OPP.
Houston	12	4	0	.750	368	238
Pittsburgh*	9	7	0	.563	308	281
Cleveland	7	9	0	.438	304	307
Cincinnati	3	13	0	.188	187	319

WESTERN	W	L	T	PCT.	PTS.	OPP.
Kansas City	11	5	0	.688	328	291
LA Raiders*	10	6	0	.625	306	326
Denver*	9	7	0	.563	373	284
San Diego	8	8	0	.500	322	290
Seattle	6	10	0	.375	280	314

NFC

EASTERN	W	L	T	PCT.	PTS.	OPP.
Dallas	12	4	0	.750	376	229
NY Giants*	11	5	0	.688	288	205
Philadelphia	8	8	0	.500	293	315
Phoenix	7	9	0	.438	326	269
Washington	4	12	0	.250	230	345

CENTRAL	W	L	T	PCT.	PTS.	OPP.
Detroit	10	6	0	.625	298	292
Minnesota*	9	7	0	.563	277	290
Green Bay*	9	7	0	.563	340	282
Chicago	7	9	0	.438	234	230
Tampa Bay	5	11	0	.313	237	376

WESTERN	W	L	T	PCT.	PTS.	OPP.
San Francisco	10	6	0	.625	473	295
New Orleans	8	8	0	.500	317	343
Atlanta	6	10	0	.375	316	385
LA Rams	5	11	0	.313	221	367

1994 REVIEW (6-10)

DATE	W/L SCORE	OPPONENTS	ATT
09/04	W 28-7	at Washington	52,930
09/11	W 38-9	at L.A. Raiders	47,319
09/18	L 10-24	*San Diego	65,536
09/25	W 30-13	*Pittsburgh	59,637
10/02	L 15-17	at Indianapolis	49,876
10/09	L 9-16	*Denver	63,872
10/16		BYE	
10/23	L 23-38	at Kansas City	78,847
10/30	L 15-35	at San Diego	59,001
11/06	L 17-20	Cincinnati (OT)	46,630
11/13	L 10-17	at Denver	71,290
11/20	W 22-21	Tampa Bay	37,466
11/27	W 10-9	Kansas City	54,120
12/04	L 19-31	Indianapolis	39,574
12/11	W 16-14	at Houston	31,453
12/18	L 16-17	L.A. Raiders	53,301
12/24	L 9-35	at Cleveland	54,180

* at Husky Stadium

TEAM STATISTICS	SEA	OPP
TOTAL FIRST DOWNS	285	318
Rushing	114	122
Passing	143	178
Penalty	28	18
3rd Down: Made/Att	89/235	83/224
3rd Down Pct.	37.9	37.1
4th Down: Made/Att	10/19	8/20
4th Down Pct.	52.6	40.0
POSSESSION AVG.	28:35	31:25
TOTAL NET YARDS	4652	5349
Avg. Per Game	290.8	334.3
Total Plays	1018	1077
Avg. Per Play	4.6	5.0
NET YARDS RUSHING	2084	1952
Avg. Per Game	130.3	122.0
Total Rushes	480	511
NET YARDS PASSING	2568	3397
Avg. Per Game	160.5	212.3
Sacked/Yards Lost	40/241	29/206
Gross Yards	2809	3603
Att./Completions	498/253	537/313
Completion Pct.	50.8	58.3
Had Intercepted	9	19
PUNTS/AVERAGE	91/42.9	78/40.9
NET PUNTING AVG.	36.7	35.5
PENALTIES/YARDS	114/898	103/773
FUMBLES/BALL LOST	31/19	21/11
TOUCHDOWNS	32	34
Rushing	16	15
Passing	13	15
Returns	1	1
Defensive	2	3
TOTAL POINTS	287	323

PASSING	ATT	CMP	YDS	CMP%	YDS/ATT	TD	TD%	INT	INT%	LG	SACKED	RATING
Mirer	381	195	2151	51.2	5.65	11	2.9	7	1.8	51	27/145	70.2
McGwire	105	51	578	48.6	5.65	1	1.0	2	1.9	36	13/96	60.7
SEA	498	253	2809	50.8	5.64	13	2.6	9	1.8	51	40/241	69.1
OPP	537	313	3603	58.3	6.71	15	2.8	19	3.5	99t	29/206	73.2

BY QUARTERS	1	2	3	4	OT	TOT
SEA	53	74	49	111	0	287
OPP	48	98	65	109	3	323

SCORING	TD	RU	PA	RT	PAT	FG	S	PTS
Kasay	0	0	0	0	25/26	20/24	0	85
C. Warren	11	9	2	0	0	0	0	68
Blades	4	0	4	0	0	0	0	26
SEA	32	16	13	3	25/26	20/24	1	287
OPP	34	15	15	4	28/28	27/33	1	323

2-Point PATs: Tuten 1-2; Blades 2-2; McGwire 0-1; Vaughn 1-1; C. Warren 1-1; SEA 4-6. OPP 4-6

RUSHING	ATT	YDS	AVG	LG	TD
C. Warren	333	1545	4.6	41	9
Mirer	34	153	4.5	14	0
Strong	27	114	4.2	14t	1
SEA	480	2084	4.3	41	16
OPP	511	1952	3.8	45t	15

RECEIVING	No	YDS	AVG	LG	TD
Blades	81	1086	13.4	45	4
Martin	56	681	12.2	32	1
C. Warren	41	323	7.9	51	2
SEA	253	2809	11.1	51	13
OPP	313	3603	11.5	99t	15

KICKOFF RETURNS	No	YDS	AVG	LG	TD	
Bates		26	508	19.5	38	0
Vaughn		18	443	24.6	93t	1
SEA		67	1467	21.9	93t	1
OPP		61	1229	20.1	45	0

INTERCEPTIONS	No	YDS	AVG	LG	TD
4 players with		3			
SEA	19	284	14.9	69t	2
OPP	9	210	23.3	73t	2

PUNTING	No	YDS	AVG	NET	TB	I20	LG	B
Tuten	91	3905	42.9	36.7	7	33	64	0
SEA	91	3905	42.9	36.7	7	33	64	0
OPP	78	3188	40.9	35.5	4	25	64	1

PUNT RETURNS	No	FC	YDS	AVG	LG	TD
Martin	33	20	280	8.5	23	0
SEA	37	23	337	9.1	31	0
OPP	43	21	426	9.9	78t	1

FIELD GOALS	1-19	20-29	30-39	40-49	50+
Kasay	1/1	1/1	11/11	6/9	1/2
SEA	1/1	1/1	11/11	6/9	1/2
OPP	0/0	9/9	13/16	5/8	0/0

DEFENSIVE STATISTICS

PLAYER	T	S	A	SAC	PD	FF	FR
Stephens	128	95	33	2.5	0	3	2
Wooden	127	94	33	1.5	7	1	1
E. Robinson	80	65	15	1.0	8	0	1
Porter	75	61	14	1.5	6	0	0

RECORD (FINISH): 6-10 (5th, AFC West)

HEAD COACH: Tom Flores (14-34, .292)

ASSISTANTS: Larry Kennan (Off. Coord./QBs), Rusty Tillman (Def. Coord./LBs), Tommy Brasher (DL), Bob Bratkowski (WRs), Dave Brown (Def), Tom Catlin (Quality. Control), Arnie Matsumoto (Staff Asst.), Paul Moyer (DBs), Howard Mudd (OL), Russ Purnell (TEs, Sp. Teams), Frank Raines (Strength & Cond), Clarence Shelmon (RBs)

CAPTAINS: C Ray Donaldson (Off), FS Eugene Robinson (Def), FB Tracy Johnson & TE Trey Junkin (Sp. Teams)

MVP: RB Chris Warren

PRO BOWL: DT Cortez Kennedy (4), P Rick Tuten (1), RB Chris Warren (2)

NATIONAL HONORS: WR Steve Largent (Hall of Fame inductee)

ALL-NFL: DT Cortez Kennedy (AP, SI, CPFN), P Rick Tuten (S-I)

Pos.	OFFENSE	STARTS
WR	Kelvin Martin	15
LT	Ray Roberts	14
LG	Jeff Blackshear	16
C	Ray Donaldson	16
RG	*Kevin Mawae	11
RT	Howard Ballard	16
TE	Ferrell Edmunds	7
	Paul Green	11
WR	Brian Blades	16
QB	Rick Mirer	13
	Dan McGwire	3
RB	Chris Warren	15
FB	Tracy Johnson	10
DEFENSE		
LE	Antonio Edwards	8
	*Sam Adams	6
LT	Joe Nash	15
RT	Cortez Kennedy	16
RE	Brent Williams	9
	Antonio Edwards	6
LLB	Terry Wooden	15
MLB	Rod Stephens	16
RLB	Rufus Porter	14
LCB	Carlton Gray	11
	Tony Brown	5
RCB	Patrick Hunter	5
	Terry Taylor	3
SS	Robert Blackmon	15
FS	Eugene Robinson	14
SPECIAL TEAMS		
K	John Kasay	16
P	Rick Tuten	16

* Rookie or first-year player

1999 AFC WEST CHAMPIONS

AFC

EASTERN	W	L	T	Pct.	Pts.	Opp.
Miami	10	6	0	.625	389	327
New England*	10	6	0	.625	351	312
Indianapolis	8	8	0	.500	307	320
Buffalo	7	9	0	.438	340	356
NY Jets	6	10	0	.375	264	320

CENTRAL	W	L	T	Pct.	Pts.	Opp.
Pittsburgh	12	4	0	.750	316	234
Cleveland*	11	5	0	.688	340	204
Cincinnati	3	13	0	.188	276	406
Houston	2	14	0	.125	226	352

WESTERN	W	L	T	Pct.	Pts.	Opp.
San Diego	11	5	0	.688	381	306
Kansas City*	9	7	0	.563	319	398
LA Raiders	9	7	0	.453	303	327
Denver	7	9	0	.438	347	396
Seattle	6	10	0	.375	287	323

NFC

EASTERN	W	L	T	Pct.	Pts.	Opp.
Dallas	12	4	0	.750	414	248
NY Giants	9	7	0	.563	279	304
Arizona	8	8	0	.500	235	267
Philadelphia	7	9	0	.438	308	308
Washington	3	13	0	.188	320	412

CENTRAL	W	L	T	Pct.	Pts.	Opp.
Minnesota	10	6	0	.625	356	314
Green Bay*	9	7	0	.563	382	287
Detroit*	9	7	0	.563	357	342
Chicago*	9	7	0	.563	271	307
Tampa Bay	6	10	0	.375	251	351

WESTERN	W	L	T	Pct.	Pts.	Opp.
San Francisco	13	3	0	.813	505	296
New Orleans	7	9	0	.438	348	407
Atlanta	7	9	0	.438	317	385
LA Rams	4	12	0	.250	286	365

1995 REVIEW (8-8)

DATE	W/L	SCORE	OPPONENT	ATT	BY QUARTERS	1	2	3	4	OT	TOT			
09/03	L	10-34	Kansas City	47,564	SEA	79	77	88	119	0	363			
09/10	L	10-14	at San Diego	54,420	OPP	90	128	48	94	6	366			
09/17	W	24-21	Cincinnati	39,492										
09/24			BYE											
10/01	W	27-10	Denver	49,914	SCORING	TD	RU	PA	Rt	PAT	FG	S	Pts	
10/08	L	14-34	at Oakland	50,213	Peterson	0	0	0	0	40/40	23/28	0	109	
10/15	L	21-27	at Buffalo	74,362	Warren	16	15	0	0	0	0	0	96	
10/22	L	25-35	San Diego	45,821	Galloway	9	1	7	1	0	0	0	54	
10/29	L	14-20	at Arizona (OT)	39,600	SEA	42	20	19	3	40/40	23/28	1	363	
11/05	W	30-28	New York Giants	42,100	OPP	43	11	26	6	36/37	24/35	0	366	
11/12	W	47-30	at Jacksonville	71,290	2-Point PATs: Mirer 0-1, Warren 0-1; SEA 0-2									
11/19	W	27-20	at Washington	51,298	Opp 0-5.									
11/26	L	10-16	New York Jets	41,160	RUSHING	ATT	Yds	AVG	LG	TD				
12/03	W	26-14	Philadelphia	39,893	Warren	310	1346	4.3	52	15				
12/10	W	31-27	at Denver	71,488	Broussard	46	222	4.8	21t	1				
12/17	W	44-10	Oakland	58,428	L. Smith	36	215	6.0	68	0				
12/24	L	3-26	at Kansas City	75,784	SEA	477	2178	4.6	86t	20				
					OPP	496	2130	4.3	46	11				
TEAM STATISTICS				SEA	OPP									
TOTAL FIRST DOWNS				311	321	RECEIVING	No	Yds	AVG	LG	TD			
Rushing				121	116	Blades	77	1001	13.0	49	4			
Passing				171	181	Galloway	67	1039	15.5	59t	7			
Penalty				19	24	Warren	35	247	7.1	20t	1			
3rd Down: Made/Att				82/217	81/218	Crumpler	23	254	11.0	24	1			
3rd Down Pct.				37.8	37.2	SEA	273	3359	12.3	59t	19			
4th Down: Made/Att				9/13	10/18	OPP	310	3706	12.0	88t	26			
4th Down Pct.				69.2	55.6	INTERCEPTIONS	No	Yds	AVG	LG	TD			
POSSESSION AVG.				28:30	31:30	Blackmon	5	46	9.2	21	0			
TOTAL NET YARDS				5270	5669	Gray	4	45	11.3	26	0			
Avg. Per Game				329.4	354.3	SEA	16	127	7.9	32	0			
Total Plays				1033	1078	OPP	24	384	16.7	72t	2			
Avg. Per Play				5.1	5.3	PUNTING	No	Yds	AVG	NET	TB	120	LG	B
NET YARDS RUSHING				2178	2130	Tuten	83	3735	45.0	36.5	8	21	73	0
Avg. Per Game				136.1	133.1	SEA	83	3735	45.0	36.5	8	21	73	0
Total Rushes				477	496	OPP	81	3449	42.6	36.4	6	24	62	0
NET YARDS PASSING				3092	3539	PUNT RETURNS	No	FC	Yds	AVG	LG	TD		
Avg. Per Game				193.3	221.2	Galloway	36	12	360	10.0	89t	1		
Sacked/Yards Lost				45/267	28/167	SEA	40	13	384	9.6	89t	1		
Gross Yards				3359	3706	OPP	48	7	549	11.4	44	0		
Att./Completions				511/273	554/310	KICKOFF RETURNS	No	Yds	AVG	LG	TD			
Completion Pct.				53.4	56.0	Broussard	43	1064	24.7	70	0			
Had Intercepted				23	16	SEA	72	1620	22.5	70	0			
PUNTS/AVERAGE				83/45.0	81/42.6	OPP	70	1669	23.8	99t	2			
NET PUNTING AVG.				83/36.5	81/36.4	FIELD GOALS	1-19	20-29	30-39	40-49	50+			
PENALTIES/YARDS				100/852	114/901	Peterson	1/1	5/5	9/10	8/10	0/2			
FUMBLES/BALL LOST				24/9	17/9	SEA	1/1	5/5	9/10	8/10	0/2			
TOUCHDOWNS				42	43	OPP	1/1	10/13	5/7	7/9	1/5			
Rushing				20	11									
Passing				19	26									
Returns				1	2									
Defensive				2	4									
TOTAL POINTS				363	366									
PASSING	ATT	CMP	Yds	CMP%	Yds/ATT	TD	TD%	INT	INT%	LG	SACKED	RATING		
Mirer	391	209	2564	53.5	6.56	13	3.3	20	5.1	59t	42/255	63.7		
Friesz	120	64	795	53.3	6.63	6	5.0	3	2.5	43t	3/12	80.4		
SEA	511	273	3359	53.4	6.57	19	3.7	23	4.5	59t	45/267	67.6		
OPP	554	310	3706	56.0	6.69	26	4.7	16	2.9	88t	28/167	80.2		

DEFENSIVE STATISTICS

PLAYER	T	S	A	SAC	PD	FF	FR
Wooden	135	114	21	0.0	8	1	0
E. Robinson	105	79	26	0.0	4	0	1
Moss	88	65	23	2.0	5	1	2
C. Harris	85	77	8	0.0	12	1	1
Gray	73	68	5	0.0	19	0	0

RECORD (FINISH): 8-8, 3rd AFC West

HEAD COACH: Dennis Erickson (8-8, .500)

ASSISTANTS: Gregg Smith (Asst. HC/TEs), Bob Bratkowski (Off. Coord./WRs), Greg Mc Mackin (Def. Coord.), Dave Arnold (Sp. Teams), Tommy Brasher (DL), Dave Brown (Def), Tom Catlin (Quality Control), Ned James (Off. Asst.), Dana LeDuc (Strength & Cond.), Arnie Matsumoto (Def. Asst.), Howard Mudd (OL), Rich Olson (QBs), Mike Murphy (LBs), Willy Robinson (DBs), Clarence Shelmon (RBs)

CAPTAINS: Rick Mirer (Off), Eugene Robinson (Def), Trey Junkin (Sp. Teams)

MVP: RB Chris Warren

PRO BOWL: DT Cortez Kennedy (5), RB Chris Warren (3)

NATIONAL HONORS: WR Steve Largent inducted into Pro Football Hall of Fame

Pos.	OFFENSE	STARTS
WR	*Joey Galloway	16
LT	James Atkins	16
LG	*Matt Joyce	13
C	Jim Sweeney	16
RG	Kevin Mawae	16
RT	Howard Ballard	16
TE	*Christian Fauria	9
	Carlester Crumpler	7
WR	Brian Blades	16
QB	Rick Mirer	13
	John Friesz	3
RB	Chris Warren	16
FB	Steve Smith	7
	Tracy Johnson	4
	DEFENSE	
LE	Michael Sinclair	15
LT	Joe Nash	11
	Sam Adams	5
RT	Cortez Kennedy	16
RE	Brent Williams	9
	Antonio Edwards	7
SLB	Terry Wooden	16
MLB	Dean Wells	10
WLB	Winston Moss	16
LCB	Carlton Gray	16
RCB	Corey Harris	16
SS	Robert Blackmon	13
FS	Eugene Robinson	16
	SPECIAL TEAMS	
K	Todd Peterson	16
P	Rick Tuten	16

* Rookie or first-year player

AFC

	W	L	T	Pct.	Pts.	Opp.
EASTERN						
Buffalo	10	6	0	.625	350	335
Indianapolis*	9	7	0	.563	331	316
Miami*	9	7	0	.563	398	332
New England	6	10	0	.375	294	377
NY Jets	3	13	0	.188	233	384

	W	L	T	Pct.	Pts.	Opp.
CENTRAL						
Pittsburgh	11	5	0	.688	407	327
Cincinnati	7	9	0	.438	349	374
Houston	7	9	0	.438	348	324
Cleveland	5	11	0	.313	289	356
Jacksonville	4	12	0	.250	275	404

	W	L	T	Pct.	Pts.	Opp.
WESTERN						
Kansas City	13	3	0	.813	358	241
San Diego*	9	7	0	.563	321	323
Seattle	8	8	0	.500	363	366
Denver	8	8	0	.500	388	345
Oakland	8	8	0	.500	348	332

NFC

	W	L	T	Pct.	Pts.	Opp.
EASTERN						
Dallas	12	4	0	.750	435	291
Philadelphia*	10	6	0	.624	318	338
Washington	6	10	0	.375	326	359
NY Giants	5	11	0	.313	290	340
Arizona	4	12	0	.250	275	422

	W	L	T	Pct.	Pts.	Opp.
CENTRAL						
Green Bay	11	5	0	.688	401	314
Detroit*	10	6	0	.625	436	336
Chicago	9	7	0	.563	392	360
Tampa Bay	7	9	0	.438	238	335

	W	L	T	Pct.	Pts.	Opp.
WESTERN						
San Francisco	11	5	0	.688	457	258
Atlanta*	9	7	0	.563	362	349
St. Louis	7	9	0	.438	309	418
Carolina	7	9	0	.438	289	325
New Orleans	7	9	0	.438	319	348

1999 AFC WEST CHAMPIONS

1996 REVIEW (7-9)

DATE	W/L	SCORE	OPPONENT	ATT
09/01	L	7-29	at San Diego	58,780
09/08	L	20-30	Denver	43,671
09/15	L	17-35	Kansas City	39,790
09/22	W	17-13	at Tampa Bay	30,212
09/22	L	10-31	Green Bay	59,973
10/06	W	22-15	at Miami	59,539
10/13			BYE	
10/17	L	16-34	at Kansas City	76,057
10/27	W	32-13	San Diego	38,143
11/03	W	23-16	Houston	36,320
11/10	W	42-23	Minnesota	50,794
11/17	L	16-17	at Detroit	51,194
11/24	L	21-27	Oakland	47,506
12/01	L	7-34	at Denver	74,982
12/08	W	26-18	Buffalo	41,373
12/15	L	13-20	at Jacksonville	66,134
12/22	W	28-21	at Oakland	33,455

TEAM STATISTICS	SEA	OPP
TOTAL FIRST DOWNS	268	325
Rushing	94	114
Passing	147	181
Penalty	27	30
3rd Down: Made/Att	64/212	80/211
3rd Down Pct.	30.2	37.9
4th Down: Made/Att	7/17	7/15
4th Down Pct.	41.2	46.7
POSSESSION AVG.	28:01	31:59
TOTAL NET YARDS	5024	5437
Avg. Per Game	314.0	339.8
Total Plays	974	1066
Avg. Per Play	5.2	5.1
NET YARDS RUSHING	1997	2098
Avg. Per Game	124.8	131.0
Total Rushes	442	506
NET YARDS PASSING	3027	3339
Avg. Per Game	189.2	208.8
Sacked/Yards Lost	38/189	48/285
Gross Yards	3216	3624
Att./Completions	494/261	512/303
Completion Pct.	52.8	59.2
Had Intercepted	17	14
PUNTS/AVG.	86/43.6	76/42.3
Net Punting Avg.	86/34.5	76/34.0
PENALTIES/YARDS	112/879	98/804
FUMBLES/LOS	24/12	37/18
TOUCHDOWNS	33	40
Rushing	16	15
Passing	14	25
Defense	1	0
Returns	2	0
TOTAL POINTS	317	376

PASSING	ATT	CMP	YDS	CMP%	YDS/ATT
Friesz	211	120	1629	56.9	7.72
Mirer	265	136	1546	51.3	5.83
SEA	494	261	3216	52.8	6.51
OPP	512	303	3624	59.2	7.08

BY QUARTERS	1	2	3	4	OT	TOT
SEA	53	117	57	90	--	317
OPP	85	111	64	116	--	376

SCORING	TD	Ru	Pa	Rt	PAT	FG	S	Pts
Peterson	0	0	0	0	27/27	28/34	0	111
Smith	8	8	0	0	0	0	0	54
Galloway	8	0	7	1	0	0	0	48
Warren	5	5	0	0	0	0	0	32
SEA	33	16	14	3	27/27	28/34	0	317
OPP	40	15	25	0	35/35	31/34	1	376

RUSHING	ATT	Yds	AVG	LG	TD
Warren	203	855	4.2	51	5
Smith	153	680	4.4	29	8
Mirer	33	191	5.8	33	2
SEA	442	1997	4.5	51	16
OPP	506	2098	4.1	40	15

RECEIVING	No	Yds	AVG	LG	TD
Galloway	57	987	17.3	65t	7
Blades	43	556	12.9	80t	2
Warren	40	273	6.8	33	0
Crumpler	26	258	9.9	26	0
Proehl	23	309	13.4	56	2
SEA	261	3216	12.3	80t	14
OPP	303	3624	12.0	65t	25

PUNT RETURNS	No	FC	Yds	AVG	LG	TD
Galloway	15	5	158	10.5	88t	1
R. Harris	19	10	194	10.2	35	0
SEA	34	15	352	10.4	88t	1
OPP	52	17	640	12.3	50	0

INTERCEPTIONS	No	Yds	AVG	LG	TD
D. Williams	5	148	29.6	79t	1
2 players with 3					
SEA	14	256	18.3	79t	1
OPP	17	305	17.9	63	0

PUNTING	No	Yds	AVG	NET	TB	I20	LG	B
Tuten	85	3746	44.1	34.5	7	21	66	1
SEA	86	3746	43.6	34.5	7	21	66	1
OPP	76	3214	42.3	34.0	14	23	57	0

KICKOFF RETURNS	No	Yds	AVG	LG	TD
Broussard	43	979	22.8	86	0
SEA	71	1542	21.7	86	0
OPP	72	1642	22.8	60	0

TD	TD%	INT	INT%	LG	SACKED	RATING
8	3.8	4	1.9	80t	12/77	86.4
5	1.9	12	4.5	60	22/84	56.6
14	2.8	17	3.4	80t	38/189	68.3
25	4.9	14	2.7	65t	48/285	85.8

FIELD GOALS	1-19	20-29	30-39	40-49	50+
Peterson	0/0	11/13	7/7	8/11	2/3
SEA	0/0	11/13	7/7	8/11	2/3
OPP	3/3	9/9	8/11	9/9	2/2

DEFENSIVE STATISTICS

PLAYER	T	S	A	SAC	PD	FF	FR
Wells	107	82	25	1.0	4	0	2
Moss	106	77	29	1.0	4	0	0
Blackmon	102	80	22	1.0	7	3	0
D. Williams	80	67	13	0.0	11	0	1
McCrary	76	57	19	13.5	3	1	1

RECORD (FINISH): 7-9 (T4th AFC West)

HEAD COACH: Dennis Erickson (15-17, '469)

ASSISTANTS: Gregg Smith (Asst. HC/TEs), Bob Bratkowski (Off. Coord./WRs), Greg Mc Mackin (Def. Coord.), Dave Arnold (Sp. Teams), Tommy Brasher (DL), Dave Brown (Def. Coach), Keith Gilbertson (Def. Asst.), Ned James (Off. Asst.), Dana LeDuc (Strength & Cond.), Howard Mudd (OL), Rich Olson (QB), Mike Murphy (LBs), Willy Robinson (DBs), Clarence Shelmon (RBs)

CAPTAINS: QB Rick Mirer & RB Chris Warren (off), LB Winston Moss & LB Terry Wooden (def), P Rick Tuten (Sp. Teams)

MVP: DT Cortez Kennedy

PRO BOWL: DT Cortez Kennedy (6), DE Michael Sinclair (1)

Pos.	OFFENSE	STARTS
WR	Joey Galloway	16
LT	James Atkins	16
LG	*Pete Kendall	11
C	Kevin Mawae	16
RG	Derrick Graham	16
RT	Howard Ballard	16
TE	Carlester Crumpler	7
	Christian Fauria	9
WR	Brian Blades	9
	Ricky Proehl	7
QB	Rick Mirer	9
	John Friesz	6
	Stan Gelbaugh	1
RB	Chris Warren	14
FB	Mack Strong	8
	DEFENSE	
LE	Michael Sinclair	16
LT	Sam Adams	16
RT	Cortez Kennedy	16
RE	Michael McCrary	13
SLB	Terry Wooden	9
	Michael Barber	7
MLB	Dean Wells	15
WLB	Winston Moss	16
LCB	Carlton Gray	16
RCB	Corey Harris	16
SS	Robert Blackmon	16
FS	Darryl Williams	16
	SPECIAL TEAMS	
K	Todd Peterson	16
P	Rick Tuten	16

* Rookie or first-year player

AFC						
EASTERN	W	L	T	Pct.	Pts.	Opp.
New England	11	5	0	.688	418	313
Buffalo*	10	6	0	.625	319	266
Indianapolis*	9	7	0	.563	317	334
Miami	8	8	0	.500	339	325
NY Jets	1	15	0	.063	279	454

CENTRAL						
	W	L	T	Pct.	Pts.	Opp.
Pittsburgh	10	6	0	.625	344	257
Jacksonville*	9	7	0	.563	325	335
Cincinnati	8	8	0	.500	372	369
Houston	8	8	0	.500	345	319
Baltimore	4	12	0	.250	371	441

WESTERN						
	W	L	T	Pct.	Pts.	Opp.
Denver	13	3	0	.813	391	275
Kansas City	9	7	0	.563	297	300
San Diego	8	8	0	.500	310	376
Oakland	7	9	0	.438	340	293
Seattle	7	9	0	.438	317	376

NFC						
EASTERN	W	L	T	Pct.	Pts.	Opp.
Dallas	10	6	0	.625	286	250
Philadelphia*	10	6	0	.625	363	341
Washington	9	7	0	.563	364	312
Arizona	7	9	0	.438	300	397
NY Giants	6	10	0	.375	242	297

CENTRAL						
	W	L	T	Pct.	Pts.	Opp.
Green Bay	13	3	0	.813	456	210
Minnesota*	9	7	0	.563	298	315
Chicago	7	9	0	.438	283	305
Tampa Bay	6	10	0	.375	221	293
Detroit	5	11	0	.313	302	368

WESTERN						
	W	L	T	Pct.	Pts.	Opp.
Carolina	12	4	0	.750	367	218
San Francisco*	12	4	0	.750	398	257
St. Louis	6	10	0	.375	303	409
Atlanta	3	13	0	.188	209	461
New Orleans	3	13	0	.188	229	339

1997 REVIEW (8-8)

DATE	W/L	SCORE	OPPONENTS	ATT	BY QUARTERS	1	2	3	4	OT	TOT		
08/31	L	3-41	New York Jets	53,893	SEA	44	126	92	103	0	365		
09/07	L	14-35	Denver	55,859	OPP	101	111	93	51	6	362		
09/14	W	31-3	at Indianapolis	49,194									
09/21	W	26-22	San Diego	51,110	SCORING	TD	RU	PA	RT	PAT	FG	S	PTS
09/28	*L	17-20	at Kansas City	77,877	Peterson	0	0	0	0	37/37	22/28	0	103
10/05	W	16-13	Tennessee	49,897	Galloway	12	0	12	0			0	72
10/12			BYE		Broussard	6	5	1	0			0	36
10/19	W	17-9	at St. Louis	64,819	McKnight	6	0	6	0			0	36
10/26	W	45-34	Oakland	66,264	Warren	4	4	0	0			0	24
11/02	L	17-30	at Denver	74,212	SEA	43	13	26	4	37/37	22/28	1	365
11/09	W	37-31	at San Diego	64,616	OPP	38	10	19	9	35/35	31/34	1	363
11/16	*L	17-20	at New Orleans (OT)	50,493									
11/23	L	14-19	Kansas City	66,264	RUSHING	ATT	Yds	Avg	LG	TD			
11/30	L	17-24	Atlanta	52,584	Warren	200	847	4.2	36t	4			
12/07	L	24-31	at Baltimore	54,395	Broussard	70	418	6.0	77t	5			
12/14	W	22-21	at Oakland	40,124	Smith	91	392	4.3	35	2			
12/21	W	38-9	San Francisco	66,253	SEA	404	1800	4.5	77t	13			
					OPP	455	1731	3.8	55t	10			

TEAM STATISTICS	SEA	OPP
TOTAL FIRST DOWNS	331	286
Rushing	98	96
Passing	207	166
Penalty	26	24
3rd Down: Made/Att	91/224	66/198
3rd Down Pct.	40.6	33.3
4th Down: Made/Att	8/16	8/16
4th Down Pct.	50.0	50.0
POSSESSION AVG.	30:47	29:13
TOTAL NET YARDS	5759	4849
Avg. Per Game	359.9	303.1
Total Plays	1049	959
Avg. Per Play	5.5	5.1
NET YARDS RUSHING	1800	1731
Avg. Per Game	112.5	108.2
Total Rushes	404	455
NET YARDS PASSING	3959	3118
Avg. Per Game	247.4	194.9
Sacked/Yards Lost	36/228	42/238
Gross Yards	4187	3356
Att./Completions	609/359	462/276
Completion Pct.	58.9	59.7
Had Intercepted	21	13
PUNTS/AVERAGE	78/40.3	74/42.0
Net Punting Avg.	78/32.3	74/36.8
PENALTIES/YARDS	109/911	100/820
FUMBLES/LOST	26/11	33/16
TOUCHDOWNS	43	38
Rushing	13	10
Passing	26	19
Defensive	4	4
Returns	0	5
FIELD GOALS	22/28	31/34
TOTAL POINTS	365	362

PASSING	ATT	CMP	Yds	CMP%	YDS/ATT	TD	TD%	INT	INT%	LG	SACKED	RATING
Moon	528	313	3678	59.3	6.97	25	4.7	16	3.0	60t	30/192	83.7
SEA	609	359	4187	58.9	6.88	26	4.3	21	3.4	61	36/228	79.7
Opp	462	276	3356	59.7	7.26	19	4.1	13	2.8	92	42/238	84.1

RECEIVING	No	Yds	Avg	LG	TD
Galloway	72	1049	14.6	53t	12
Pritchard	64	843	13.2	61	2
Warren	45	257	5.7	20	0
McKnight	34	637	18.7	60t	6
Crumpler	31	361	11.6	30	1
Br. Blades	30	319	10.6	27	2
Broussard	24	143	6.0	20t	1
Smith	23	183	8.0	22	0
SEA	359	4187	11.7	61	26
OPP	276	3356	12.2	92	19

PUNTING	No	Yds	Avg	NET	TB	120	LG	B
Tuten	48	2007	41.8	36.4	5	15	65	0
SEA	78	3144	40.3	32.3	8	24	65	2
OPP	74	3111	42.0	36.8	7	21	66	0

PUNT RETURNS	No	FC	Yds	Avg	LG	TD
Harris	21	12	144	6.9	19	0
Davis	16	6	104	6.5	28	0
SEA	37	18	248	6.7	28	0
OPP	38	14	463	12.2	89t	2

INTERCEPTIONS	No	Yds	Avg	LG	TD
D. Williams	8	172	21.5	44t	1
Be. Blades	2	11	5.5	11	0
SEA	13	196	15.1	44t	1
Opp	21	372	17.7	75t	4

KICKOFF RETURNS	No	Yds	Avg	LG	TD
Broussard	50	1076	21.5	43	0
SEA	76	1550	20.4	43	0
OPP	77	1779	23.1	93t	1

FIELD GOALS	1-19	20-29	30-39	40-49	50+
Peterson	0/0	9/9	7/10	5/7	1/2
SEA	0/0	9/9	7/10	5/7	1/2
OPP	2/2	12/13	5/5	8/10	4/4

DEFENSIVE STATISTICS

PLAYER	T	S	A	Sac	PD	FF	FR
C. Brown	104	75	29	6.5	3	1	4
D. Williams	93	68	25	0.0	13	1	1
Wells	92	74	18	1.0	2	1	1
Be. Blades	70	58	12	1.0	2	0	0

RECORD (FINISH): 8-8 (3rd AFC West)

HEAD COACH: Dennis Erickson (23-25, .479)

ASSISTANTS: Gregg Smith (Asst. HC/OL), Bob Bratkowski (Off. Coord./WRs), Greg Mc Mackin (Def. Coord.), Dave Arnold (Sp. Teams), Tommy Brasher (DL), Dave Brown (Def. Coach), Keith Gilbertson (TEs), Ned James (Off. Asst.), Darren Krein (Asst. Str. & Cond.), Dana LeDuc (Strength. & Cond.), Howard Mudd (OL), Rich Olson (QBs), Mike Murphy (LBs), Willy Robinson (DBs), Clarence Shelton (RBs), Jim Zorn (Off. Asst.)

CAPTAINS: QB John Friesz (off), LB Winston Moss (def), S Jay Bellamy (Sp. Teams)

MVP: FS Darryl Williams

PRO BOWL: DE Michael Sinclair (2), FS Darryl Williams (1)

Pos.	OFFENSE	STARTS
WR	Joey Galloway	15
LT	*Walter Jones	12
LG	Pete Kendall	16
C	Kevin Mawae	16
RG	Derrick Graham	9
RT	Howard Ballard	10
R/LT	Grant Williams	8
TE	Carlester Crumpler	12
WR	Mike Pritchard	15
QB	John Friesz	1
	Warren Moon	14
	*Jon Kitna	1
RB	Chris Warren	13
FB	Mack Strong	9
	DEFENSE	
LE	Michael Sinclair	16
LT	Sam Adams	15
RT	Cortez Kennedy	8
	Dan Saleaumua	9
RE	Phillip Daniels	11
LLB	Winston Moss	14
MLB	Dean Wells	16
RLB	Chad Brown	15
LCB	Shawn Springs	10
RCB	Willie Williams	16
SS	Bennie Blades	9
	Jay Bellamy	7
FS	Darryl Williams	16
	SPECIAL TEAMS	
K	Todd Peterson	16
P	Rick Tuten	10
	Rohn Stark	4

* Rookie or first-year player

AFC

EASTERN	W	L	T	Pct.	Pts.	Opp.
New England	10	6	0	.625	369	289
Miami*	9	7	0	.563	339	327
NY Jets	9	7	0	.563	348	287
Buffalo	6	10	0	.375	255	367
Indianapolis	3	13	0	.188	313	401

CENTRAL	W	L	T	Pct.	Pts.	Opp.
Pittsburgh	11	5	0	.688	372	307
Jacksonville*	11	5	0	.688	394	318
Tennessee	8	8	0	.500	333	310
Cincinnati	7	9	0	.438	355	405
Baltimore	6	9	1	.406	326	345

WESTERN	W	L	T	Pct.	Pts.	Opp.
Kansas City	13	3	0	.813	375	232
Denver*	12	4	0	.750	472	287
Seattle	8	8	0	.500	365	362
Oakland	4	12	0	.250	324	419
San Diego	4	12	0	.250	266	425

NFC

EASTERN	W	L	T	Pct.	Pts.	Opp.
NY Giants	10	5	1	.656	307	265
Washington	8	7	1	.531	327	289
Philadelphia	6	9	1	.406	317	372
Dallas	6	10	0	.375	304	314
Arizona	4	12	0	.250	283	379

CENTRAL	W	L	T	Pct.	Pts.	Opp.
Green Bay	13	3	0	.813	422	282
Tampa Bay*	10	6	0	.625	299	263
Detroit*	9	7	0	.563	379	306
Minnesota*	9	7	0	.563	354	359
Chicago	4	12	0	.250	263	421

WESTERN	W	L	T	Pct.	Pts.	Opp.
San Francisco	13	3	0	.813	375	265
Carolina	7	9	0	.438	265	314
Atlanta	7	9	0	.438	320	361
New Orleans	6	10	0	.375	237	327
St. Louis	5	11	0	.313	299	359

1998 REVIEW (8-8)

DATE	W/L SCORE	OPPONENTS	ATT	BY QUARTERS	1	2	3	4	OT	TOT							
09/06	W 38-0	at Philadelphia	66,418	SEA	107	91	75	99	0	372							
09/13	W 33-14	Arizona	57,678	Opp	71	73	61	105	0	310							
09/20	W 24-14	Washington	63,336														
09/27	L 10-13	at Pittsburgh	58,413	SCORING	TD	RU	PA	RT	PAT	FG	S	Prs					
10/04	L 6-17	at Kansas City	66,418	Peterson	0	0	0	0	41/41	19/24	0	98					
10/11	L 16-21	Denver	66,258	Galloway	12	0	10	2	0	0	0	72					
10/18		BYE		Watters	9	9	0	0	0	0	0	56					
10/25	W 27-20	at San Diego	58,512	Pritchard	3	0	3	0	0	0	0	20					
11/01	L 18-31	Oakland	66,246	Springs	3	0	0	3	0	0	0	18					
11/08	W 24-12	Kansas City	66,251	SEA	45	11	21	13	41/41	19/24	0	372					
11/15	L 17-20	at Oakland	51,527	OPP	35	13	18	4	31/31	23/30	0	310					
11/22	L 22-30	at Dallas	64,142	RUSHING	ATT	Yds	AVG	LG	TD								
11/29	W 20-18	Tennessee	59,048	Watters	319	1239	3.9	39t	9								
12/06	L 31-32	at NY Jets	72,200	A. Green	35	209	6.0	64	1								
12/13	W 38-17	San Diego	62,690	Kitna	20	67	3.4	21	1								
12/20	W 27-23	Indianapolis	58,703	SEA	426	1626	3.8	64	11								
12/27	L 21-28	at Denver	74,057	OPP	487	1999	4.1	70	13								
TEAM STATISTICS			SEA	OPP	RECEIVING	No	Yds	AVG	LG	TD							
TOTAL FIRST DOWNS			267	337	Galloway	65	1047	16.1	81t	10							
Rushing			92	111	Pritchard	58	742	12.8	50t	3							
Passing			144	197	Watters	52	373	7.2	24	0							
Penalty			31	29	Fauria	37	377	10.2	25	2							
3rd Down: Made/Att			54/195	92/236	McKnight	21	346	16.5	59t	2							
3rd Down Pct.			27.7	39.0	Blades	15	184	12.3	47	0							
4th Down: Made/Att			6/17	8/20	SEA	273	3219	11.8	81t	21							
4th Down Pct.			35.3	40.0	OPP	343	3972	11.6	80t	18							
POSSESSION AVG.			27:05	32:55	PUNTING	No	Yds	AVG	NET	TB	I20	LG	B				
TOTAL NET YARDS			4626	5689	Feagles	81	3570	44.1	36.5	12	27	59	0				
Avg. Per Game			289.1	355.6	SEA	81	3570	44.1	36.5	12	27	50	0				
Total Plays			940	1137	OPP	78	3397	43.6	36.0	8	23	61	0				
Avg. Per Play			4.9	5.0	PUNT RETURNS	No	FC	Yds	AVG	LG	TD						
NET YARDS RUSHING			1626	1999	Galloway	25	5	251	10.0	74t	2						
Avg. Per Game			101.6	124.9	Joseph	15	5	182	12.1	66	0						
Total Rushes			426	487	SEA	41	10	428	10.4	74t	2						
NET YARDS PASSING			3000	3690	OPP	33	15	371	11.2	63t	1						
Avg. Per Game			187.5	230.6	INTERCEPTIONS	No	Yds	AVG	LG	TD							
Sacked/Yards Lost			34/219	53/282	Springs	7	142	20.3	56t	2							
Gross Yards			3219	3972	D. Smith	3	56	18.7	26t	2							
Att./Completions			480/273	597/343	D. Williams	3	41	13.7	28	0							
Completion Pct.			56.9	57.5	Bellamy	3	40	13.3	24	0							
Had Intercepted			18	24	W. Williams	2	36	18.0	28t	1							
PUNTS/AVERAGE			81/44.1	78/43.6	SEA	24	455	19.0	56t	8							
Net Punting Avg.			81/36.5	78/36.0	OPP	18	220	12.2	74t	2							
PENALTIES/YARDS			117/914	130/1157	FIELD GOALS												
FUMBLES/LOST			30/16	34/18	TOTAL POINTS												
TOUCHDOWNS			45	35	PASSING	ATT	CMP	Yds	CMP%	Yds/ATT	TD	TD%	INT	INT%	LG	SACKED	RATING
Rushing			11	13	Moon	258	145	1632	56.2	6.33	11	4.3	8	3.1	45	22/140	76.6
Passing			21	18	Kitna	172	98	1177	57.0	6.84	7	4.1	8	4.7	70t	11/72	72.3
Defensive			10	3	Friesz	49	29	409	59.2	8.35	2	4.1	2	4.1	81t	1/7	82.8
Returns			3	1	SEA	480	273	3219	56.9	6.71	21	4.4	18	3.8	81t	34/219	76.4
TOTAL POINTS			372	310	OPP	597	343	3972	57.5	6.65	18	3.0	24	4.0	80t	53/282	71.0

KICKOFF RETURNS	No	Yds	Avg	LG TD
Broussard	29	781	26.9	90t 1
A. Green	27	620	23.0	57 0
SEA	64	1510	23.6	90t 1
OPP	68	1311	19.3	35 0

FIELD GOALS	1-19	20-29	30-39	40-49	50+
Peterson	0/0	7/7	4/5	5/5	3/7
SEA	0/0	7/7	4/5	5/5	3/7
OPP	0/0	10/10	6/7	6/11	1/2

DEFENSIVE STATISTICS

PLAYER	T	S	A	Sac	PD	FF	FR
C. Brown	150	119	31	7.5	8	1	1
Bellamy	98	81	17	1.0	10	2	2
D. Williams	97	71	26	0.0	11	3	3
Springs	85	61	14	0.0	23	1	1
D. Smith	80	59	21	5.0	5	2	2

RECORD (FINISH): 8-8 (3rd AFC West)

HEAD COACH: Dennis Erickson (31-33, .484)

ASSISTANTS: Pete Rodriguez (Ass. Head Coach/Special Teams), Bob Bratkowski (Off. Coor.), Greg McMackin (Def. Coor.), Tommy Brasher (Def. Line), Dave Brown (Def. Coach), Keith Gilbertson (TEs), Milt Jackson (WRs), Jim Johnson (LBs), Darren Krein (Asst. Strength & Cond.), Tim Lappano (RBs), Dana LeDuc (Strength & Cond.), Bill Meyers (Asst. Off. Line), Rich Olson (QBs), Willy Robinson (DBs), Gregg Smith (Off Line), Eric Yarber (Off. Quality Control)

CAPTAINS: QB Warren Moon, C Kevin Glover, DE Michael Sinclair, S Darryl Williams, ST Jay Bellamy,

MVP: LB Chad Brown

PRO BOWL: LB Chad Brown (2), DE Michael Sinclair (3), CB Shawn Springs (1), Cortez Kennedy (7)

AFC

EASTERN	W	L	T	Pct.	Pts.	Opp.
NY Jets	12	4	0	.750	416	266
Miami*	10	6	0	.625	321	265
Buffalo*	10	6	0	.625	400	333
New England*	9	7	0	.563	337	329
Indianapolis	3	13	0	.188	310	444

CENTRAL	W	L	T	Pct.	Pts.	Opp.
Jacksonville	11	5	0	.688	392	338
Tennessee	8	8	0	.500	330	320
Pittsburgh	7	9	0	.438	263	303
Baltimore	6	10	0	.375	269	335
Cincinnati	3	13	0	.188	268	452

WESTERN	W	L	T	Pct.	Pts.	Opp.
Denver	14	2	0	.875	501	309
Oakland	8	8	0	.500	325	378
Seattle	8	8	0	.500	372	310
Kansas City	7	9	0	.438	327	363
San Diego	5	11	0	.313	241	342

NFC

EASTERN	W	L	T	Pct.	Pts.	Opp.
Dallas	10	6	0	.625	381	275
Arizona*	9	7	0	.563	325	378
NY Giants	8	8	0	.500	287	309
Washington	6	10	0	.375	319	421
Philadelphia	3	13	0	.188	161	344

CENTRAL	W	L	T	Pct.	Pts.	Opp.
Minnesota	15	1	0	.938	556	296
Green Bay*	11	5	0	.688	408	319
Tampa Bay	8	8	0	.500	314	295
Detroit	5	11	0	.313	306	378
Chicago	4	12	0	.250	276	368

WESTERN	W	L	T	Pct.	Pts.	Opp.
Atlanta	14	2	0	.875	442	289
San Francisco*12	4	0	.750	479	328	
New Orleans	6	10	0	.375	305	359
Carolina	4	12	0	.250	336	413
St. Louis	4	12	0	.250	285	378

Pos.	OFFENSE	STARTS
WR	Joey Galloway	16
LT	Walter Jones	16
LG	Pete Kendall	16
C	Kevin Glover	8
	Chris Gray	8
RG	Brian Habib	16
RT	Howard Ballard	16
TE	Christian Fauria	15
WR	Mike Pritchard	16
	Brian Blades	6
QB	Warren Moon	10
	Jon Kitna	5
	John Friesz	1
RB	Ricky Watters	16
FB	Mack Strong	6
	DEFENSE	
LE	Michael Sinclair	16
LT	Sam Adams	11
RT	Cortez Kennedy	15
RE	Phillip Daniels	15
OLB	Chad Brown	16
MLB	Dean Wells	7
	*DeShone Myles	7
OLB	Darrin Smith	10
	* Anthony Simmons	4
LCB	Shawn Springs	16
RCB	Willie Williams	14
SS	Jay Bellamy	16
FS	Darryl Williams	16
	SPECIAL TEAMS	
K	Todd Peterson	16
P	Jeff Feagles	16

* Rookie or first-year player

1999 REVIEW (9-7; 0-1 PLAYOFFS)

DATE	W/L	SCORE	OPPONENTS	ATT	SCORING	TD	RU	PA	Rt	PAT	FG	S	Pts
09/12	L	20-28	Detroit	66,238	Peterson					32/32	34/40	0	134
09/19	W	14-13	at Chicago	66,944	Mayes	10	0	10	0			0	60
09/26	W	29-10	at Pittsburgh	57,881	Watters	7	5	2	0			0	42
10/03	W	22-21	Oakland	66,400	Dawkins	7	0	7	0			0	42
10/17	L	10-13	at San Diego	59,432	Pritchard	2	0	2	0			0	12
10/24	W	26-16	Buffalo	66,301	SEA	34	5	25	4	32/32	34/40	0	338
11/01	W	27-7	at Green Bay	59,869	OPP	30	9	19	2	26/27	20/38	1	298
11/07	W	37-20	Cincinnati	66,303									
11/14	W	20-17	Denver	66,314									
11/21	W	31-19	at Kansas City	78,714									
11/28	L	3-16	Tampa Bay	66,314									
12/05	L	21-30	at Oakland	44,716									
12/12	L	16-19	San Diego	66,318									
12/19	L	30-36	at Denver (OT)	65,987									
12/26	W	23-14	Kansas City	66,332									
01/02	L	9-19	at New York	78,154									

POSTSEASON

01/09	L	17-20	Miami	66,170
(AFC Wild Card Playoff)				

TEAM STATISTICS

	SEA	Opp
TOTAL FIRST DOWNS	276	313
Rushing	65	107
Passing	179	183
Penalty	32	23
3rd Down: Made/Att	68/210	89/239
3rd Down Pct.	32.4	37.2
4th Down: Made/Att	2/8	8/18
4th Down Pct.	25.0	44.4
POSSESSION AVG.	27:48	32:12
TOTAL NET YARDS	4805	5426
Avg. Per Game	300.3	339.1
Total Plays	971	1104
Avg. Per Play	4.9	4.9
NET YARDS RUSHING	1408	1934
Avg. Per Game	88.0	120.9
Total Rushes	408	484
NET YARDS PASSING	3397	3492
Avg. Per Game	212.3	218.3
Sacked/Yards Lost	38/232	38/252
Gross Yards	3629	3744
Att./Completions	525/288	582/320
Completion Pct.	54.9	55.0
Had Intercepted	16	30
PUNTS/AVERAGE	84/40.8	81/42.0
Net Punting Avg.	84/35.2	81/34.3
PENALTIES/YARDS	98/883	128/985
FUMBLES/LOST	31/17	17/6
TOUCHDOWNS	34	30
Rushing	5	9
Passing	25	19
Defensive	3	1
Returns	1	1
FIELD GOALS	19/24	23/30
TOTAL POINTS	372	310

BY QUARTERS	1	2	3	4	OT	Tot
SEA	86	104	70	78	0	338
Opp	53	109	59	71	6	298

RUSHING	Att	Yds	Avg	LG	TD
Watters	325	1210	3.7	45	5
Green	26	120	4.6	21	0
Kitna	35	56	1.6	10	0
Brown, R.	14	38	2.7	0	0
SEA	408	1408	3.5	45	5
OPP	484	1934	4.0	71	9

RECEIVING	No	Yds	Avg	LG	TD
Mayes	65	829	13.4	54t	10
Dawkins	58	992	17.1	45t	7
Watters	40	387	9.7	25	2
Fauria	35	376	10.7	25	0
Brown, R.	34	228	6.7	26	1
Pritchard	26	375	14.4	51	2
Galloway	22	335	15.2	48	1
Mili	5	28	5.6	8	1
Bownes	4	68	17.0	49t	1
SEA	273	3219	11.8	81t	21
OPP	343	3972	11.6	80t	18

PUNTING	No	Yds	Avg	NET	TB	I20	LG	B
Feagles	84	3425	40.8	35.2	5	34	59	0
SEA	84	3425	40.8	35.2	5	34	59	0
OPP	81	3398	42.0	34.3	10	23	68	0

PUNT RETURNS	No	FC	Yds	Avg	LG	TD
Rogers	22	18	318	14.5	94t	1
SEA	30	24	419	14.0	94t	1
OPP	36	18	370	10.3	81t	1

INTERCEPTIONS	No	Yds	Avg	LG	TD
Springs	5	77	15.4	42	0
Williams, W.	5	43	8.6	40t	1
Williams, D.	4	41	10.3	21	0
Bellamy	4	4	1.0	7	0
Joseph	3	82	27.3	40	0
Hanks	2	30	15.0	23t	1
SEA	*30	336	11.2	42	2
OPP	16	210	13.1	43	0

KICKOFF RETURNS	No	Yds	Avg	LG	TD
Green	36	818	22.7	54	0
Rogers	18	465	25.8	49	0
SEA	68	1547	22.8	61	0
OPP	81	1500	18.5	39	0

FIELD GOALS	1-19	20-29	30-39	40-49	50+
Peterson	1/1	10/10	8/11	14/16	1/2
SEA	1/1	10/10	8/11	14/16	1/2
OPP	1/1	9/9	8/8	9/12	3/8

PASSING	ATT	COMP	YDS	COMP%	YDS/ATT	TD	TD%	INT	INT%	LG	SACKED	RATING
Kitna	495	270	3346	54.5	6.76	23	4.6	16	3.2	51	32/198	77.7
Foley	30	18	283	60.0	9.43	2	6.7	0	0.0	49t	6/34	113.6
SEA	525	288	3629	54.9	6.91	25	4.8	16	3.0	51	38/232	79.8
OPP	582	320	3744	55.0	6.43	19	3.3	30	5.2	76t	38/252	64.1

DEFENSIVE STATISTICS

PLAYER	T	S	A	SAC	PD	FF	FR
Brown, C.	117	87	30	5.5	6	2	1
Bellamy	96	85	11	0.0	8	0	0
Smith, D.	90	65	25	1.0	3	0	0
Simmons, A.	90	55	35	0.0	2	0	0
Williams, D.	78	63	15	0.0	11	0	1
Springs	74	64	10	0.0	15	0	1
Kennedy	73	61	12	6.5	15	0	1
Williams, W.	72	66	6	0.0	16	0	0
Daniels	45	38	7	9.0	2	1	0

RECORD (FINISH): 9-7 (1st AFC West)

HEAD COACH: Mike Holmgren (9-7, .563)

ASSISTANTS: Mike Sherman (Offensive Coordinator/Tight Ends), Larry Brooks (Defensive Line), Jerry Colquitt (Off. Quality Control), Nolan Cromwell (Wide Receivers), Ken Flajole (Defensive Backs), Kent Johnston (Strength & Cond.), Jim Lind (Linebackers), Clayton Lopez (Def. Quality Control), Tom Lovat (Asst. Head Coach/Offensive Line), Stump Mitchell (Running Backs), Dick Roach (Def. Assistant), Pete Rodriguez (Special Teams), Mike Sheppard (Quarterbacks), Rod Springer (Asst. Strength & Cond.), Bob Zeman (Def. Assistant)

CAPTAINS: Game-to-Game

MVP: LB Chad Brown

PRO BOWL: LB Chad Brown (3), T Walter Jones (1), DT Cortez Kennedy (8)

Pos.	OFFENSE	STARTS
WR	Sean Dawkins	13
LT	Walter Jones	16
LG	Pete Kendall	16
C	Kevin Glover	6
	Chris Gray	10
RG	Brian Habib	16
RT	Grant Williams	15
TE	Christian Fauria	15
WR	Derrick Mayes	15
QB	Jon Kitna	15
RB	Ricky Watters	16
FB	Reggie Brown	8
DEFENSE		
LE	Michael Sinclair	15
LT	Sam Adams	13
RT	Cortez Kennedy	16
RE	Phillip Daniels	16
OLB	Chad Brown	15
MLB	Anthony Simmons	16
OLB	Darrin Smith	14
LCB	Shawn Springs	16
RCB	Willie Williams	14
SS	Darryl Williams	12
FS	Jay Bellamy	16
SPECIAL TEAMS		
K	Todd Peterson	16
P	Jeff Feagles	16

* Rookie or first-year player

AFC

EASTERN	W	L	T	Pct.	Pts.	Opp.
Indianapolis	13	3	0	.813	423	333
*Buffalo	11	5	0	.688	320	229
*Miami	9	7	0	.563	326	336
NY Jets	8	8	0	.500	308	309
New England	8	8	0	.500	299	284

CENTRAL	W	L	T	Pct.	Pts.	Opp.
Jacksonville	14	2	0	.875	396	217
*Tennessee	13	3	0	.813	392	324
Baltimore	8	8	0	.500	324	277
Pittsburgh	6	10	0	.375	317	320
Cincinnati	4	12	0	.250	283	460
Cleveland	2	14	0	.125	217	437

WESTERN	W	L	T	Pct.	Pts.	Opp.
Seattle	9	7	0	.563	338	298
Kansas City	9	7	0	.563	390	322
San Diego	8	8	0	.500	269	316
Oakland	8	8	0	.500	390	329
Denver	6	10	0	.375	314	318

NFC

EASTERN	W	L	T	Pct.	Pts.	Opp.
Washington	10	6	0	.625	443	377
*Dallas	8	8	0	.500	352	276
NY Giants	7	9	0	.438	299	358
Arizona	6	10	0	.375	245	382
Philadelphia	5	11	0	.313	272	357

CENTRAL	W	L	T	Pct.	Pts.	Opp.
Tampa Bay	11	5	0	.688	270	235
*Minnesota	10	6	0	.625	399	335
*Detroit	8	8	0	.500	322	323
Green Bay	8	8	0	.500	357	341
Chicago	6	10	0	.375	272	341

WESTERN	W	L	T	Pct.	Pts.	Opp.
St. Louis	13	3	0	.813	526	242
Carolina	8	8	0	.500	421	381
Atlanta	5	11	0	.313	285	380
San Francisco	4	12	0	.250	295	453
New Orleans	3	13	0	.188	260	434

SERIES BREAKDOWN

AFC WEST (72-102)

DENVER BRONCOS (16-29)

10/27/77	—	L	13-24	53,108
10/7/78	—	L	@ 7-28	74,989
10/29/78	—	*L	17-20	62,948
9/23/79	—	L	@ 34-37	74,879
12/8/79	—	W	28-23	60,038
11/23/80	—	L	@ 20-36	73,274
12/21/80	—	L	17-25	51,853
9/13/81	—	W	13-10	58,513
12/13/81	—	L	@ 13-23	74,527
11/21/82	—	W	@ 17-10	73,916
1/2/83	—	W	13-11	43,145
11/6/83	—	W	27-19	61,189
11/20/83	—	L	@ 27-38	74,710
11/25/84	—	W	@ 27-24	74,922
12/15/84	—	L	14-31	64,411
10/20/85	—	*L	@ 10-13	74,899
12/20/85	—	L	24-27	56,283
10/26/86	—	L	@ 13-20	76,089
12/20/86	—	W	41-16	63,697
9/13/87	—	L	@ 17-40	75,999
12/13/87	—	W	28-21	61,759
9/4/88	—	W	@ 21-14	75,986
12/11/88	—	W	42-14	62,839
10/22/89	—	*L	21-24	62,353
11/26/89	—	L	@ 14-41	75,117
9/23/90	—	*L	@ 31-34	75,290
12/23/90	—	W	17-12	55,845
9/15/91	—	L	@ 10-16	74,152
11/24/91	—	W	13-10	60,430
11/30/92	—	*W	16-13	51,612
12/20/92	—	L	@ 6-10	72,570
10/31/93	—	L	@ 17-28	73,644
11/28/93	—	L	9-17	57,812
10/9/94	—	L	+ 9-16	63,872
11/13/94	—	L	@ 10-17	71,290
10/1/95	—	W	27-10	49,914
12/10/95	—	W	@ 31-27	71,488
9/8/96	—	L	20-30	43,671
12/1/96	—	L	@ 7-34	74,982
9/7/97	—	L	14-35	55,859
11/2/97	—	L	@ 27-30	74,212
10/11/98	—	L	16-21	66,258
12/27/98	—	L	@ 21-28	74,057
11/14/99	—	W	20-17	66,314
12/19/99	—	*L	@ 30-36	65,987

* Overtime
+ at Husky Stadium

Points: Denver 1030 (22.9),
Seattle 969 (19.3)

KANSAS CITY CHIEFS (16-27)

12/11/77	—	W	@ 34-31	22,562
11/19/78	—	W	@ 13-10	32,252
12/17/78	—	W	23-19	58,490
9/30/79	—	L	6-24	61,169
12/2/79	—	L	@ 21-37	42,160
9/14/80	—	W	@ 17-16	42,403
11/9/80	—	L	30-31	58,976
9/27/81	—	L	14-20	59,255
11/22/81	—	L	@ 13-40	49,002
9/4/83	—	L	@ 13-17	42,531
11/27/83	—	*W	51-48	56,795
11/4/84	—	W	45-0	61,396
12/9/84	—	L	@ 7-34	34,855
9/29/85	—	L	@ 7-28	50,485
12/1/85	—	W	26-6	52,655
9/14/86	—	W	23-17	61,068
11/9/86	—	L	@ 7-27	53,268
9/20/87	—	W	43-14	61,667
12/27/87	—	L	@ 20-41	20,370
9/11/88	—	W	31-10	61,512
11/20/88	—	L	@ 24-27	33,152
10/8/89	—	L	16-20	60,715
11/5/89	—	L	@ 10-20	54,489
10/21/90	—	W	19-7	60,358
11/11/90	—	W	@ 17-16	71,285
9/22/91	—	L	@ 13-20	71,789
12/1/91	—	L	6-19	57,248
9/13/92	—	L	@ 7-26	75,125
11/22/92	—	L	14-24	49,867
12/5/93	—	L	16-31	58,551
1/2/94	—	L	@ 24-34	72,136
10/23/94	—	L	@ 23-38	78,847
11/27/94	—	W	10-9	54,120
9/3/95	—	L	10-34	47,564
12/24/95	—	L	@ 3-26	75,784
9/15/96	—	L	17-35	39,970
10/17/96	—	L	@ 16-34	76,057
9/28/97	—	*L	@ 17-20	77,877
11/23/97	—	L	14-19	66,264
10/4/98	—	L	@ 6-17	66,418
11/8/98	—	W	24-12	66,251
11/21/99	—	W	@ 31-19	78,714
12/26/99	—	W	23-14	66,332

* Overtime

Points: Kansas City 991 (23.0),
Seattle 802 (18.7)

OAKLAND RAIDERS (20-24)

11/6/77	—	L	@	7-44	50,929
10/22/78	—	W		27-7	62,529
11/26/78	—	W	@	17-16	52,978
9/16/79	—	W		27-10	61,602
12/16/79	—	W	@	29-24	53,177
10/26/80	—	L	@	14-33	50,185
11/17/80	—	L		17-19	60,480
9/20/81	—	L	@	10-20	45,725
11/29/81	—	L		31-32	57,147
12/5/82	—	L	@	23-28	42,170
10/16/83	—	W		38-36	60,697
10/30/83	—	W	@	34-21	49,708
10/7/84	—	L	@	14-28	77,904
11/12/84	—	W		17-14	64,011
11/3/85	—	W		33-3	64,060
12/15/85	—	L	@	3-13	77,425
10/12/86	—	L	@	10-14	70,635
12/8/86	—	W		37-0	62,923
10/25/87	—	W	@	35-13	52,735
11/30/87	—	L		14-37	62,802
11/28/88	—	W		35-27	62,641
12/18/88	—	W	@	43-37	61,127
10/1/89	—	W	@	24-20	44,319
12/17/89	—	W		23-17	61,076
9/16/90	—	L		13-17	61,889
10/14/90	—	L	@	17-24	50,624
10/13/91	—	*L		20-23	61,974
11/17/91	—	L	@	7-31	49,317
10/18/92	—	L		0-19	56,904
11/15/92	—	L	@	3-20	46,862
9/12/93	—	L		13-17	58,836
12/12/93	—	L	@	23-27	38,161
9/11/94	—	W	@	38-9	47,319
12/11/94	—	L		16-17	53,301
10/8/95	—	L	@	14-34	50,213
12/17/95	—	W		44-10	58,428
11/24/96	—	L		21-27	47,506
12/22/96	—	W	@	28-21	33,455
10/26/97	—	W		45-34	66,264
12/14/97	—	W	@	22-21	40,124
11/1/98	—	L		18-31	66,246
11/15/98	—	L	@	17-20	51,527
10/3/99	—	W		22-21	66,400
12/5/99	—	L	@	21-30	44,716

Franchise transferred from Oakland to Los Angeles in 1982. Transferred back to Oakland in 1995.

* Overtime

Points: Seattle 944 (21.5),
Oakland 966 (22.0)

SAN DIEGO CHARGERS (20-22)

11/27/77	—	L		28-30	55,338
9/3/78	—	L		20-24	55,778
12/10/78	—	L	@	10-37	49,975
9/2/79	—	L		16-33	62,287
10/14/79	—	L	@	10-20	50,077
9/7/80	—	L		13-34	62,042
12/13/80	—	L	@	14-21	49,980
10/4/81	—	L	@	10-24	51,463
11/16/81	—	W		44-23	58,628
9/18/83	—	W		34-31	61,714
10/9/83	—	L	@	21-28	49,132
9/9/84	—	W		31-17	61,314
10/29/84	—	W	@	24-0	53,974
9/15/85	—	W	@	49-35	54,420
10/6/85	—	W		26-21	61,300
10/6/86	—	W		33-7	63,207
12/14/86	—	W	@	34-24	47,096
11/22/87	—	W		34-3	62,444
9/18/88	—	L	@	6-17	44,449
10/30/88	—	W		17-14	59,641
10/15/89	—	W	@	17-16	50,079
10/29/89	—	W		10-7	59,961
11/4/90	—	L		14-31	59,646
11/25/90	—	*W	@	13-10	50,097
10/27/91	—	W		20-9	58,025
11/10/91	—	L	@	14-17	43,597
10/4/92	—	L	@	6-17	36,783
12/27/92	—	L		14-31	49,324
9/5/93	—	L	@	12-18	58,039
10/3/93	—	W		31-14	54,778
09/18/94	—	L	+	10-24	65,536
10/30/94	—	L	@	15-35	59,001
9/10/95	—	L	@	10-14	54,420
10/22/95	—	L		25-35	45,821
9/1/96	—	L	@	7-29	58,780
10/27/96	—	W		32-13	38,143
9/21/97	—	W		26-22	51,110
11/9/97	—	W	@	37-31	64,616
10/25/98	—	W	@	27-20	58,512
12/13/98	—	W		38-17	62,690
10/17/99	—	L	@	10-13	59,432
12/12/99	—	L		16-19	66,318

* Overtime

+ at Husky Stadium

Points: San Diego 885 (21.1),
Seattle 878 (20.9)

AFC CENTRAL (33-23)

BALTIMORE RAVENS (0-1)

12/7/97 — L @ 24-31 54,395

CLEVELAND BROWNS (9-4)

12/18/77 — W 20-19 61,583

12/3/78 — W 47-24 62,262

11/11/79 — W @ 29-24 72,440

10/12/80 — L 3-27 61,366

12/20/81 — W 42-21 51,435

9/12/82 — L 7-21 55,907

10/2/83 — W @ 24-9 75,446

9/3/84 — W 33-0 59,540

12/8/85 — W 31-13 58,477

10/9/88 — W @ 16-10 78,605

11/12/89 — L 7-17 58,978

11/14/93 — W 22-5 54,622

12/24/94 — L @ 9-35 54,180

Franchise suspended in 1996.

Points: Seattle 290 (22.2),

Cleveland 225 (17.3)

CINCINNATI BENGALS (8-7)

9/25/77 — L @ 20-42 45,579

9/6/81 — L @ 21-27 41,177

12/26/82 — L @ 10-24 55,330

11/18/84 — W @ 26-6 50,280

9/8/85 — W @ 28-24 51,625

11/16/86 — L @ 7-34 54,410

10/11/87 — L 10-17 31,739

12/10/89 — W @ 24-17 54,744

10/1/90 — W 31-16 60,135

10/6/91 — W @ 13-7 60,010

9/6/92 — L 3-21 57,350

9/26/93 — W @ 19-10 46,880

11/06/94 — *L 17-20 46,630

9/17/95 — W 24-21 39,492

11/7/99 — W 37-20 66,303

Points: Cincinnati 306 (20.4),

Seattle 290 (19.3)

JACKSONVILLE JAGUARS (1-1)

11/12/95 — W @ 47-30 71,290

12/15/96 — L @ 13-20 66,134

Points: Seattle 60 (30.0),

Jacksonville 50 (25.0)

PITTSBURGH STEELERS (7-6)

12/4/77 — L @ 20-30 45,429

9/10/78 — L @ 10-21 48,277

11/8/81 — W 24-21 59,058

11/28/82 — W 16-0 55,553

10/23/83 — L 21-27 61,615

9/7/86 — W 30-0 61,146

12/6/87 — L @ 9-13 48,881

10/20/91 — W @ 27-7 54,678

12/6/92 — L @ 14-20 47,015

12/26/93 — W 16-6 51,814

9/25/94 — W + 30-13 59,637

9/27/98 — L @ 10-13 58,413

9/26/99 — W @ 29-10 57,881

* Overtime

+ at Husky Stadium

Points: Seattle 256 (19.7),

Pittsburgh 181 (13.9)

TENNESSEE TITANS (8-4)

11/20/77 — L 10-22 61,519

10/21/79 — W 34-14 60,705

10/5/80 — W @ 26-7 46,860

10/11/81 — L @ 17-35 42,671

9/19/82 — L @ 21-23 43,117

11/13/88 — W 27-24 60,446

12/2/90 — *W 13-10 57,592

11/7/93 — L @ 14-24 50,447

12/11/94 — W @ 16-14 31,453

11/3/96 — W 23-16 36,320

10/5/97 — W 16-13 49,897

11/29/98 — W 20-18 59,048

Franchise transferred from Houston in 1997 and
changed name from Oilers to Titans in 1999.

* Overtime

Points: Seattle 237 (19.8),

Tennessee 220 (18.3)

AFC EAST (25-23)

BUFFALO BILLS (5-2)

10/30/77 — W 56-17 61,180

10/14/84 — W 31-28 59,034

11/6/88 — L 3-13 61,074

12/4/89 — W 17-16 57,682

10/15/95 — L @ 21-27 74,362

12/1/96 — W 26-18 41,373

10/24/99 — W 26-16 66,301

Points: Seattle 180 (25.7),

Buffalo 135 (19.3)

INDIANAPOLIS COLTS (3-4)

9/18/77	—	L	14-29	58,991
11/12/78	—	L	14-17	61,905
9/29/91	—	W	31-3	56,656
10/2/94	—	L	@ 15-17	49,876
12/4/94	—	L	19-31	39,574
9/14/97	—	W	@ 31-3	49,194
12/20/98	—	W	27-23	58,703

Franchise transferred from Baltimore in 1984.

Points: Seattle 151 (21.6),
Indianapolis 123 (17.6)

MIAMI DOLPHINS (2-4)

10/23/77	—	L	@ 13-31	29,855
9/9/79	—	L	@ 10-19	56,233
10/4/87	—	W	24-20	19,448
12/16/90	—	L	@ 17-24	57,851
9/27/92	—	L	17-19	59,374
10/6/96	—	W	@ 22-15	59,539

Moved from the Orange Bowl into Joe Robbie Stadium in 1987.

Points: Miami 128 (21.3),
Seattle 103 (17.2)

NEW ENGLAND PATRIOTS (7-6)

10/9/77	—	L	@ 0-31	45,929
9/21/80	—	L	31-37	61,035
12/19/82	—	L	0-16	53,457
12/18/83	—	W	24-6	59,688
9/16/84	—	L	@ 23-38	43,140
11/17/85	—	L	13-20	60,345
9/21/86	—	W	@ 38-31	58,977
12/4/88	—	L	@ 7-13	59,068
9/24/89	—	W	@ 24-3	48,025
10/7/90	—	W	@ 33-20	39,735
9/20/92	—	W	@ 10-6	42,327
9/19/93	—	W	@ 17-14	50,392
10/24/93	—	W	10-9	56,526

Points: New England 244 (18.8),
Seattle 230 (17.7)

NEW YORK JETS (8-7)

11/13/77	—	W	@ 17-0	43,973
9/17/78	—	W	@ 24-17	46,911
11/26/79	—	W	30-7	59,977
10/19/80	—	W	@ 27-17	52,496
10/25/81	—	W	@ 19-3	49,678
12/6/81	—	W	27-23	53,105
9/11/83	—	W	@ 17-10	50,066
10/27/85	—	L	@ 14-17	69,320
11/28/86	—	L	7-38	62,497
11/9/87	—	L	@ 14-30	60,452
9/8/91	—	W	20-13	56,770
11/26/95	—	L	10-16	41,160
8/31/97	—	L	3-41	53,893
12/6/98	—	L	@ 31-32	72,200
1/2/00	—	L	@ 9-19	78,154

Moved from Shea Stadium into Giants Stadium in 1984.

Points: New York 283 (18.7),
Seattle 269 (17.9)

NFC WEST (10-14)**ATLANTA FALCONS (4-2)**

11/7/76	—	W	30-13	57,985
10/29/79	—	W	@ 31-28	52,566
10/13/85	—	W	30-26	60,430
10/2/88	—	W	@ 31-20	28,619
12/15/91	—	L	@ 13-26	53,834
11/30/97	—	L	17-24	52,584

Played at Atlanta-Fulton County Stadium from 1966-91. Moved into Georgia Dome in 1992.

Points: Seattle 152 (25.3),
Atlanta 137 (22.8)

CAROLINA PANTHERS (0-0)

Have not played

NEW ORLEANS SAINTS (2-4)

11/21/76	—	L	27-51	61,865
11/18/79	—	W	38-24	60,055
11/10/85	—	W	@ 27-3	47,365
10/16/88	—	L	19-20	63,569
9/1/91	—	L	@ 24-27	68,492
11/16/97	—	*L	@ 17-20	50,493

*Overtime

Points: Seattle 152 (25.3),
New Orleans 145 (24.2)

ST. LOUIS RAMS (2-4)

10/31/76	—	L	@ 6-45	52,035
11/4/79	—	L	0-24	62,048
9/23/85	—	L	24-35	63,292
10/23/88	—	L	@ 10-31	57,033
12/22/91	—	W	23-9	51,100
10/19/97	—	W	@ 17-9	64,819

Moved from L.A. Coliseum to Anaheim Stadium in 1980. Moved from Anaheim to St. Louis in 1995.

Points: St. Louis 153 (21.9),
Seattle 80 (11.4)

SAN FRANCISCO 49ERS (2-4)

9/26/76	—	L	21-37	59,108
10/7/79	—	W	@ 35-24	44,592
11/25/85	—	L	@ 6-19	57,482
9/25/88	—	L	7-38	63,382
12/8/91	—	L	22-24	56,711
12/21/97	—	W	38-9	66,253

Points: San Francisco 151 (25.2),
Seattle 129 (21.5)

NFC CENTRAL (21-13)

CHICAGO BEARS (5-2)

12/5/76	—	L	7-34	60,510
11/5/78	—	W @	31-29	50,697
12/12/82	—	W	20-14	52,826
9/23/84	—	W	38-9	61,520
12/20/87	—	W @	34-21	62,518
9/9/90	—	L @	0-17	64,400
9/19/99	—	W @	14-13	66,944

Points: Seattle 144 (20.6),
Chicago 137 (19.6)

DETROIT LIONS (4-4)

10/24/76	—	L	14-41	61,280
9/24/78	—	W	28-16	56,781
12/2/84	—	W	38-17	62,441
10/18/87	—	W @	37-14	8,310
12/30/90	—	W	30-10	50,681
10/17/93	—	L @	10-30	60,801
10/17/96	—	L @	16-17	51,194
9/12/99	—	L	20-28	66,238

Points: Seattle 193 (24.1),
Detroit 173 (21.6)

GREEN BAY PACKERS (4-4)

10/10/76	—	L @	20-27	54,983
10/15/78	—	L @	28-45	52,712
11/1/81	—	L @	24-34	49,467
10/21/84	—	W @	30-24	52,286
11/15/87	—	W	24-13	60,963
12/9/90	—	W @	20-14	52,015
9/29/96	—	L	10-31	59,973
11/1/99	—	W @	27-7	59,869

1981 & 1999 games played at Green Bay. 1976, 1978
& 1990 played in Milwaukee.

Points: Green Bay 195 (24.4),
Seattle 183 (22.9)

MINNESOTA VIKINGS (4-2)

11/14/76	—	L @	21-27	45,087
10/8/78	—	W	29-28	62,031
9/30/84	—	W @	20-12	57,171
11/1/87	—	W	28-17	61,134
11/18/90	—	L	21-24	59,735
11/10/96	—	W	42-23	50,794

Played in Metropolitan Stadium from 1961-81. Moved
into the Metrodome in 1982.

Points: Seattle 161 (26.8),
Minnesota 131 (21.8)

TAMPA BAY BUCCANEERS (4-1)

10/17/76	—	W @	13-10	43,812
10/16/77	—	W	30-23	54,783
11/20/94	—	W	22-21	37,466
9/22/96	—	W @	17-13	30,212
11/28/99	—	L	3-16	66,314

Points: Seattle 85 (17.0),
Tampa Bay 83 (16.6)

NFC EAST (12-24)

ARIZONA CARDINALS (1-5)

9/12/76	—	L	24-30	58,441
11/13/83	—	L @	28-33	33,280
9/17/89	—	L	24-34	60,444
12/19/93	—	*L	27-30	45,737
10/29/95	—	*L @	14-20	39,600
9/13/98	—	W	33-14	57,678

Franchise transferred from St. Louis in 1988.

Points: Arizona 147 (29.4),
Seattle 117 (23.4)

DALLAS COWBOYS (1-5)

10/3/76	—	L	13-28	62,027
11/27/80	—	L @	7-51	57,540
12/4/83	—	L	10-35	63,352
11/27/86	—	W @	31-14	58,020
10/11/92	—	L @	0-27	62,311
11/22/98	—	L @	22-30	64,142

Points: Dallas 188 (31.3),
Seattle 83 (13.8)

NEW YORK GIANTS (3-5)

11/28/76	—	L @	16-28	65,111
12/7/80	—	L	21-27	51,617
10/18/81	—	L	0-32	56,134
12/11/83	—	W @	17-12	48,942
10/19/86	—	W	17-12	62,282
11/19/89	—	L @	3-15	75,014
10/25/92	—	L @	10-23	67,399
11/5/95	—	W	30-28	42,100

Points: New York 177 (22.1),
Seattle 114 (14.3)

PHILADELPHIA EAGLES (3-4)

12/12/76	—	L @	10-27	37,949
11/2/80	—	L	20-27	61,047
11/23/86	—	W	24-20	55,786
9/10/89	—	L @	7-31	64,287
12/13/92	—	*L	17-20	47,492
12/3/95	—	W	26-14	39,893
9/6/98	—	W @	38-0	66,418

Points: Seattle 142 (20.3),
Philadelphia 135 (19.3)

WASHINGTON REDSKINS (4-5)

9/19/76	—	L @	7-31	53,174
9/28/80	—	W @	14-0	53,263
9/25/83	—	L	17-27	60,718
9/28/86	—	L @	14-19	54,157
12/23/89	—	L	0-29	60,294
11/8/92	—	L	3-16	53,616
9/4/94	—	W @	28-7	52,930
11/19/95	—	W @	27-20	51,298
9/20/98	—	W	24-14	63,336

Points: Washington 149 (18.6),
Seattle 110 (13.8)

YEARLY RESULTS

YEAR	W	L	T	PCT.	PTS	OPP	FINISH	HOME	ROAD	Div.	AFC	NFC	POST.
1976	2	12	0	.143	229	429	*5th	1-6-0	1-6-0	0-4-0	1-0-0	1-12-0	---
1977	5	9	0	.357	282	373	*4th	3-4-0	2-5-0	1-3-0	4-9-0	1-0-0	---
1978	9	7	0	.563	345	358	3rd	5-3-0	4-4-0	4-4-0	6-6-0	3-1-0	---
1979	9	7	0	.563	378	372	3rd	5-3-0	4-4-0	3-5-0	6-6-0	3-1-0	---
1980	4	12	0	.250	291	408	5th	0-8-0	4-4-0	1-7-0	3-9-0	1-3-0	---
1981	6	10	0	.375	322	388	5th	5-3-0	1-7-0	2-6-0	6-8-0	0-2-0	---
1982	4	5	0	.444	127	147	+10th	3-2-0	1-3-0	2-1-0	3-5-0	1-0-0	---
1983	9	7	0	.563	403	397	2nd	5-3-0	4-4-0	5-3-0	8-4-0	1-3-0	2-1-0
1984	12	4	0	.750	418	282	2nd	7-1-0	5-3-0	6-2-0	8-4-0	4-0-0	1-1-0
1985	8	8	0	.500	349	303	3rd	5-3-0	3-5-0	4-4-0	6-6-0	2-2-0	---
1986	10	6	0	.625	366	293	3rd	7-1-0	3-5-0	5-3-0	7-5-0	3-1-0	---
1987	9	6	0	.600	371	314	^2nd	6-2-0	3-4-0	4-3-0	5-6-0	4-0-0	0-1-0
1988	9	7	0	.563	339	329	1st	5-3-0	4-4-0	6-2-0	8-4-0	1-3-0	0-1-0
1989	7	9	0	.438	241	327	4th	3-5-0	4-4-0	4-4-0	7-5-0	0-4-0	---
1990	9	7	0	.563	306	286	3rd	5-3-0	4-4-0	4-4-0	7-5-0	2-2-0	---
1991	7	9	0	.438	276	261	4th	5-3-0	2-6-0	2-6-0	6-6-0	1-3-0	---
1992	2	14	0	.125	140	312	5th	1-7-0	1-7-0	1-7-0	2-10-0	0-4-0	---
1993	6	10	0	.375	280	314	5th	4-4-0	2-6-0	1-7-0	6-8-0	0-2-0	---
1994	6	10	0	.375	287	323	5th	3-5-0	3-5-0	2-6-0	4-10-0	2-0-0	---
1995	8	8	0	.500	363	366	3rd	5-3-0	3-5-0	3-5-0	5-7-0	3-1-0	---
1996	7	9	0	.438	317	376	5th	4-4-0	3-5-0	2-6-0	5-7-0	2-2-0	---
1997	8	8	0	.500	365	362	3rd	4-4-0	4-4-0	4-4-0	6-6-0	2-2-0	---
1998	8	8	0	.500	372	310	3rd	6-2-0	2-6-0	3-5-0	5-7-0	3-1-0	---
1999	9	7	0	.563	338	298	1st	5-3-0	4-4-0	4-4-0	7-5-0	2-2-0	0-1-0
173	199	0	.465	7505	7928			102-85-0	71-114-0	73-105-0	131-148-0	42-43-0	3-5-0

*Seahawks were placed in the NFC West for scheduling purposes in 1976 and played every NFC team and the Tampa Bay Buccaneers. In 1977, Seattle was in the AFC West and played every AFC team and Tampa Bay.

+Conference finish. Scheduled shortened to 9 games because of players' strike.

^Schedule shortened to 15 games because of players' strike. Game 2 (at San Diego) was cancelled and games 3-5 were played with replacement players.



Shawn Springs has 13 interceptions in three seasons with the Seahawks.

VERSUS THE NFL

	REGULAR SEASON				POST-SEASON	PRE-SEASON
	TOTAL	HOME	ROAD	OT		
* Arizona	1-5	1-3	0-2	0-2	0-0	8-3
Arizona	0-3	0-2	0-1	0-2	0-0	5-1
St. Louis	0-2	0-1	0-1	0-0	0-0	2-2
Atlanta	4-2	2-1	2-1	0-0	0-0	2-0
^ Baltimore	0-1	0-0	0-1	0-0	0-0	0-0
Buffalo	5-2	5-1	0-1	0-0	0-0	2-0
Carolina	0-0	0-0	0-0	0-0	0-0	0-0
Chicago	5-2	2-1	3-1	0-0	0-0	1-1
Cincinnati	8-7	3-3	5-4	0-1	0-1	1-0
Cleveland	9-4	6-3	3-1	0-0	0-0	0-0
Dallas	1-5	0-2	1-3	0-0	0-0	3-0
Denver	16-29	12-11	4-18	1-5	1-0	0-4
Detroit	4-4	3-2	1-2	0-0	0-0	5-2
+ Green Bay	4-4	1-1	3-3	0-0	0-0	1-0
# Indianapolis	3-4	2-3	0-1	0-0	0-0	6-6
Indianapolis	3-2	2-1	1-1	0-0	0-0	5-6
Baltimore	0-2	0-2	0-0	0-0	0-0	1-0
Jacksonville	1-1	0-0	1-1	0-0	0-0	0-0
Kansas City	16-27	11-10	5-17	1-1	0-0	0-0
Miami	2-4	1-1	1-3	0-0	1-2	0-1
Minnesota	4-2	3-1	1-1	0-0	0-0	4-4
New England	7-6	2-3	5-3	0-0	0-0	1-1
New Orleans	2-4	0-2	2-2	0-1	0-0	1-0
N.Y. Giants	3-5	2-2	1-3	0-0	0-0	0-0
N.Y. Jets	8-7	3-3	5-4	0-0	0-0	0-0
@ Oakland	20-24	11-10	9-14	0-1	1-1	3-1
Oakland	9-10	5-4	4-6	0-0	0-0	3-1
Los Angeles	11-14	6-6	5-8	0-1	1-1	0-0
Philadelphia	3-4	2-2	1-2	0-1	0-0	0-0
Pittsburgh	7-6	5-1	2-5	0-0	0-0	0-0
% St. Louis	2-4	1-2	1-2	0-0	0-0	2-6
St. Louis	1-0	0-0	1-0	0-0	0-0	0-0
Los Angeles	1-4	1-2	0-2	0-0	0-0	2-6
San Diego	20-22	13-9	7-13	1-0	0-0	2-1
San Francisco	2-4	1-3	1-1	0-0	0-0	11-15
Tampa Bay	4-1	2-1	2-0	0-0	0-0	3-0
= Tennessee	8-4	6-1	2-3	1-0	0-1	1-0
Tennessee	2-0	2-0	0-0	0-0	0-0	0-0
Houston	6-4	4-1	2-3	1-0	0-1	1-0
Washington	4-5	1-3	3-2	0-0	0-0	0-0
TOTALS	173-199	102-85	71-114	4-12	3-5	59-45

* Includes 2 games while franchise was located in St. Louis (0-2)

^ Relocated from Cleveland in 1996. All records remain in Cleveland.

+ Includes 5 games at Milwaukee's County Stadium (3-2)

Includes 2 games while franchise was located in Baltimore (0-2)

@ Includes 25 games (11-14) while franchise was located in Los Angeles

% Includes 5 games while franchise was located in Los Angeles (1-4)

= Includes 10 games while franchise was located in Houston (6-4)

OVERTIME GAMES

OVERTIME RESULTS (4-12)

10/29/78	L	17-20	Denver Broncos	62,948
11/27/83	W	51-48	Kansas City Chiefs	56,795
10/20/85	L	10-13	at Denver Broncos	74,899
10/22/89	L	21-24	Denver Broncos	62,353
09/23/90	L	31-34	at Denver Broncos	75,290
11/25/90	W	13-10	at San Diego Chargers	50,097
12/02/90	W	13-10	Houston Oilers	57,592
10/13/91	L	20-23	Los Angeles Raiders	61,974
11/30/92	W	16-13	Denver Broncos	51,612
12/13/92	L	17-20	Philadelphia Eagles	47,492
12/19/93	L	27-30	Phoenix Cardinals	45,737
11/06/94	L	17-20	Cincinnati Bengals	46,630
10/29/95	L	14-20	at Arizona Cardinals	39,600
09/28/97	L	17-20	at Kansas City Chiefs	77,877
11/16/97	L	17-20	at New Orleans Saints	50,493
12/19/99	L	30-36	at Denver Broncos	65,987

Denver 20, at Seattle 17 — Sunday, October 29, 1978

The Broncos Jim Turner kicked a second-chance 18-yard field goal 12:59 into overtime for the win. Turner missed an 18-yarder the play before but the Seahawks were penalized for 12 men on the field. Denver's Steve Foley intercepted a pass at the Seattle 36 to set up the drive. The Broncos had three possessions in the overtime and Seattle two.

at Seattle 51, Kansas City 48 — Sunday, November 27, 1983

Norm Johnson's third 42-yard field goal of the day, with 1:46 gone, gave the Seahawks the win in the highest-scoring game in Seattle history and the third-highest in NFL history. Seattle had the only possession in overtime, driving 24 yards in four plays. Zachary Dixon's 47-yard kickoff return to the Chiefs 48 started the drive, which featured four Curt Warner runs to the Kansas City 24 before Johnson kicked his field goal on third down. Warner set team records with 32 rushes, 207 rushing yards, and scored three touchdowns. Johnson had tied the game with two seconds left in regulation with a 42-yarder.

at Denver 13, Seattle 10 — Sunday, October 20, 1985

Rich Karlis booted a 24-yard field goal 9:19 into overtime for the win. Each team had three possessions, with the first two ending in punts. Seattle's third drive ended in Daniel Hunter's interception and 20-yard return to the Seahawks 15. Karlis booted his field goal four plays later.

Denver 24, at Seattle 21 — Sunday, October 22, 1989

David Treadwell kicked a 27-yard field goal 7:46 into overtime. Seattle won the toss and drove to the Broncos 22 where Norm Johnson's 40-yard field goal was wide left. After a Denver punt, Denver's Dennis Smith intercepted a Dave Krieg pass and returned it 28 yards to the Seattle 10, where Treadwell kicked a field goal on the next play.

at Denver 34, Seattle 31 — Sunday, September 23, 1990

David Treadwell's 25-yard field goal 9:14 into overtime capped Denver's first overtime possession. Seattle won the toss and drove to the Denver 26 where Johnson's 44-yard field goal was wide right. The Broncos then moved from their own 26 to the Seattle 8 setting up the kick.

Seattle 13, at San Diego 10 — Sunday, November 25, 1990

Norm Johnson's 40-yard field goal came 3:01 into overtime and was set up by Rufus Porter's recovery of a Nesby Glasgow forced fumble at the Chargers 23.

at Seattle 13, Houston 10 — Sunday, December 2, 1990

De ja vu. Norm Johnson's 42-yard field goal 4:25 into overtime was set up by David Wyman's recovery of a Tony Woods forced fumble at the Houston 27.

L.A. Raiders 23, at Seattle 20 — Sunday, October 13, 1991

Jeff Jaeger's 37-yard field goal 6:37 into overtime was the winner. After both team's punted on their first possession, Los Angeles' Ronnie Lott intercepted Jeff Kemp at the Seattle 19 and Jaeger kicked the game-winner on the next play.

at Seattle 16, Denver 13 — Sunday, November 30, 1992

John Kasay redeemed himself with a 32-yard field goal 11:10 into overtime as Seattle snapped an eight-game losing streak. Kasay had missed a 33-yarder on Seattle's second overtime possession. Denver had three possessions and Seattle four. The Seahawks special teams and defense set up the game-winning drive by downing a punt at the Denver 4 and holding the Broncos to no yards on three plays. Seattle drove 24 yards in four plays for the winner.

Philadelphia 20, at Seattle 17 — Sunday, December 13, 1992

Roger Ruzek's 44-yard field goal as the gun sounded ended the longest game in Seattle history (75:00). The Eagles gained 101 yards and controlled the ball for 10:02 on three overtime possessions, while holding the Seahawks to 20 yards on two.

Phoenix 30, at Seattle 27 — Sunday, December 19, 1993

Greg Davis kicked a club record and personal best 55-yard field goal on the last play of regulation and added a 41-yarder on the Cardinals only overtime possession for the win. Davis' 55-yard kick capped a 27-yard, 7-play drive after Seattle took a 27-24 lead on Rick Mirer's one-yard run with 1:22 left. Steve Beuerlein hit 5-of-6 passes on Phoenix's 57-yard, 13-play game-winning drive. It was the only possession in overtime by either team.

Cincinnati 20, at Seattle 17 — Sunday, November 6, 1994

Doug Pelfrey kicked his Cincinnati record sixth field goal of the game, a 26-yarder, 8:14 into overtime to give the winless Bengals (0-8) their first victory of the season. Pelfrey's kick came one play after quarterback Jeff Blake connected on a 76-yard pass to Darnay Scott to the Seattle 7. Each team had two possessions in the overtime. The game marked the Seahawks first game in the Kingdome, which had been undergoing ceiling tile repairs since mid-July.

at Arizona 20, Seattle 14 — Sunday, October 29, 1995

Lorenzo Lynch returned a deflected pass 72 yards for a touchdown with 3:33 left in overtime. His return ended a game that had a combined 11 turnovers, seven by Seattle, including a team record eight fumbles. Each team had chances to win late, but Seattle lost a fumble into the Cardinals end zone and had a field goal blocked while Arizona had a field goal blocked. After the block, the Seahawks moved to the Cardinals 33 where a second-and-six pass was deflected into Lynch's hand.

at Kansas City 20, Seattle 17 — Sunday, September 28, 1997

Pete Stoyanovich's 41-yard field goal with 1:56 left in overtime gave the Chiefs the win. Safety James Woods picked off a Seahawks pass and return it to midfield setting up the Chiefs game-winning drive. Marcus Allen, who'd scored two touchdowns, ran four times for eight yards on the drive, including a two-yard drive on a third-and-one play. Each team had two possessions in overtime.

at New Orleans 20, Seattle 17 — Sunday, November 16, 1997

Doug Brien's 48-yard field goal one play after Winfred Tubbs' interception gave the Saints the win 17 seconds into overtime. Tubbs picked off his pass on Seattle's first play and returned it to the Seahawks 20 setting up Brien. Both teams had chances to win late in regulation after Seattle had tied the game with 1:40 left. New Orleans drove to the Seahawks 29 with 51 seconds left, but lost a fumble. Seattle then moved to the Saints 27, but missed a 45-yard field goal with 19 seconds left.

at Denver 36, Seattle 30 — Sunday, December 19, 1999

After falling behind 30-20, with 1:47 remaining, the Seahawks scored on a Jon Kitna to Derrick Mayes pass play with :54 left. Trailing by three points, the Seahawks' Kerry Joseph recovered an onside kick and Todd Peterson booted a 45-yard field goal to send the game into overtime. The Seahawks defense forced a punt on the first possession of overtime, but a sack and fumble was returned by Broncos' linebacker Glenn Cadrez 37 yards for the winning score.

PLAYOFF GAMES

AFC WILD CARD PLAYOFFS

Seattle Seahawks 31, Denver Broncos 7

Saturday, December 24, 1983 — Kingdome

Dave Krieg threw three touchdown passes to lead the Seahawks to a win in the first playoff game in their history. Krieg, who completed 12-of-13 passes, increased a 10-7 Seahawks halftime lead with touchdown passes on Seattle's first two second half possessions. Seattle scored on the game's opening drive on a Krieg touchdown pass. After a Denver touchdown, Seattle took the lead for good with a field goal. Krieg then opened the second half by throwing two touchdown passes. Seattle recorded three takeaways, all deep in Seahawks territory. Of Denver's 360 total yards, 140 were gained on their last two drives. Steve DeBerg, who was activated two days before the game after missing nine games with a shoulder injury, was 14-of-19 for 131 yards, before being replaced midway through the fourth quarter by rookie John Elway. Both teams had 9-7 records in the regular season with Seattle gaining the home field advantage by virtue of their win on the season's last week and Denver's loss at Kansas City.

Denver	7	0	0	0	—	7
Seattle	7	3	7	14	—	31
SEA 1	4:42	0-7	Largent 17 pass Krieg (N. Johnson kick) [8-62, 4:33]			
DEN 1	11:22	7-7	Myles 13 pass DeBerg (Karlis kick) [9-76, 4:08]			
SEA 2	5:35	7-10	N. Johnson 37 FG [9-32, 4:33]			
SEA 3	7:02	7-17	Metzelaars 5 pass Krieg (N. Johnson kick) [5-73, 3:19]			
SEA 4	0:04	7-24	Johns 18 pass Krieg (N. Johnson kick) [9-61, 4:17]			
SEA 4	5:26	7-31	Hughes 2 run (N. Johnson kick) [9-64, 4:43]			
Att.	—	60,752				

STARTERS

OFFENSE

TE	- Metzelaars
LT	- Essink
LG	- Bailey
C	- Bush
RG	- Pratt
RT	- August
TE	- Young
WR	- Largent
QB	- Krieg
RB	- Warner
FB	- C. Bryant
K	- N. Johnson

DEFENSE

LE	- Green
NT	- Nash
RE	- J. Bryant
LOLB	- Scholtz
LILB	- Norman
RILB	- Butler
ROLB	- Gaines
LCB	- Justin
RCB	- Brown
SS	- Easley
FS	- Harris
P	- West

INDIVIDUAL STATISTICS

RUSHING

Denver	Att	Yds	LG	TD
Winder	16	59	35	0
Poole	7	25	7	0
TOTAL	33	125	35	0

Seattle	Att	Yds	LG	TD
Warner	23	99	15	0
Hughes	3	16	9	1
TOTAL	38	145	15	1

PASSING

Denver	A	C	Yds	TD	I
DeBerg	19	14	131	1	1
Elway	15	10	123	0	1
TOTAL	34	24	254	1	2

Seattle	A	C	Yds	TD	I
Krieg	13	12	200	3	0
TOTAL	13	12	200	3	0

PASS RECEIVING

Denver	No	Yds	LG	TD
Myles	7	73	18	1
Watson	4	51	22	0
Poole	4	17	8	0
Simpson	3	52	31	0
TOTAL	24	254	31	1

Seattle	No	Yds	LG	TD
Largent	4	76	34	1
Warner	3	22	9	0
Johns	2	59	41	1
Young	2	38	28	0
Metzelaars	1	5	5	1
TOTAL	12	200	41	3

TEAM STATISTICS

	Denver	Seattle
Total First Downs	21	17
Rush/Pass/Penalty	5/14/2	8/9/0
Third Down Eff.	9/17 52.9%	5/10 50.0%
Fourth Down Eff.	1/2 50.0%	1/1 100.0%
Total Net Yards	360	324
Total Off. Plays	69	53
Avg. Per Play	5.2	6.1
Net Yards Rushing	125	145
Total Rushing Plays	33	38
Avg. Gain Per Rush	3.8	3.8
Net Yards Passing	235	179
Times Sacked/Yards Lost	2-19	2-21
Pass Atts-Comps-Ints	34-24-2	13-12-0
Avg. Gain Per Pass Play	6.5	11.9
Punts-No. and Avg.	4-47.8	3-41.7
Had Blocked	0	0
Penalties-No. and Yards	5-35	3-34
Return Yardage	128	146
Fumbles-No. and Lost	1-1	1-0
Touchdowns	1	4
Rush/Pass/Return	0/10	1/3/0
Extra Points Made-Atts	1-1	4-4
Field Goals Made-Att	0-0	1-1
Time Of Possession	30:57	29:03

DEFENSE

Denver — Tackles: Ryan 7. Sacks: Manor 1.0, Woodard 1.0. Interceptions: None. Forced Fumbles: None. Fumble Recoveries: None.
 Seattle — Tackles: Easley 11. Sacks: Clancy 1.0, Easley 1.0. Interceptions: G. Johnson 1, Justin 1. Forced Fumbles: Robinson 1. Fumble Recoveries: Moyer 1.

AFC DIVISIONAL PLAYOFFS

Seattle Seahawks 27, Miami Dolphins 20

Saturday, December 31, 1983 — Orange Bowl

Seattle scored 10 points in a 33 second span late in the fourth quarter to upset the highly favored and defending AFC Champion Dolphins at home. Trailing 20-17 with 3:43 left, Dave Krieg connected twice with Steve Largent for 16 and 40 yards to put the ball at the Dolphins two where Curt Warner scored. Sam Merriman recovered a Fulton Walker fumble on the ensuing kickoff to set up Norm Johnson's field goal. When Walker fumble the kickoff again, Seattle recovered and ran out the clock. Miami scored first, but missed the point after allowing Seattle to take a 7-6 lead on Krieg's pass to Cullen Bryant. Zachary Dixon set the score up with a 59-yard kickoff return. Dan Marino's second touchdown pass of the first half gave the Dolphins a 13-7 halftime lead. Seattle regained the lead on Warner's one yard run which was set up by John Harris' fumble recovery. Johnson then added a field goal for a 17-13 lead after Kerry Justin's interception. Krieg was intercepted off with 4:34 left setting up the Dolphins go-ahead touchdown before rebounding with his completions to Largent, who had been held without a reception. The Seattle defense forced five turnovers 70 set up 13 points. Dave Brown had 10 tackles and Keith Butler nine for Seattle. Harris had four tackles, an interception and a fumble recovery. Miami entered the game 12-4 and winners of the AFC East, while Seattle qualified as a wild card with a 9-7 mark.

Seattle	0	7	7	13	—	27
Miami	0	13	0	7	—	20
MIA 2	2:23	0-6	D. Johnson 19 pass Marino (kick blocked) [12-80, 5:44]			
SEA 2	5:41	7-6	C. Bryant 6 pass Krieg (N. Johnson kick) [6-38, 3:16]			
MIA 2	9:17	7-13	Duper 32 pass Marino (von Schamann kick) [7-74, 3:36]			
SEA 3	8:34	14-13	Warner 1 run (N. Johnson kick) [8-55, 3:53]			
SEA 4	4:18	17-13	N. Johnson 27 FG [9-40, 4:18]			
MIA 4	11:17	17-20	Bennett 2 run (von Schamann kick) [3-16, 0:51]			
SEA 4	13:12	24-20	Warner 2 run (N. Johnson kick) [5-66, 1:55]			
SEA 4	13:34	27-20	N. Johnson 37 FG [4-8, 0:24]			
Att.	—	71,032				

STARTERS

OFFENSE

TE	- Metzelaars
LT	- Essink
LG	- Bailey
C	- Bush
RG	- Pratt
RT	- August
TE	- Young
WR	- Largent
QB	- Krieg
RB	- Warner
FB	- C. Bryant
K	- N. Johnson

DEFENSE

LE	- Green
NT	- Nash
RE	- J. Bryant
LOLB	- Scholtz
LILB	- Robinson
RILB	- Butler
ROLB	- Gaines
LCB	- Justin
RCB	- Brown
SS	- Easley
FS	- Harris
P	- West

INDIVIDUAL STATISTICS

RUSHING

Seattle	Att	Yds	LG	TD
Warner	29	113	11	2
Bryant	5	22	6	0
TOTAL	42	151	12	2
Miami	Att	Yds	LG	TD
Nathan	8	19	9	0
Franklin	6	28	9	0
TOTAL	30	128	10	1

PASSING

Seattle	A	C	Yds	TD	I
Krieg	28	15	192	1	1
Zorn	1	0	0	0	0
TOTAL	29	15	192	1	1
Miami	A	C	Yds	TD	I
Marino	25	15	193	2	2
Clayton	1	0	0	0	0
TOTAL	26	15	193	2	2

PASS RECEIVING

Seattle	No	Yds	LG	TD
Warner	5	38	10	0
Johns	4	60	28	0
Largent	2	56	40	0
Doornink	2	26	16	0
C. Bryant	2	12	6	1
TOTAL	15	192	40	1
Miami	No	Yds	LG	TD
Duper	9	117	32	1
D. Johnson	2	29	19	1
Moore	2	26	13	0
TOTAL	15	193	32	2

TEAM STATISTICS

	Seattle	Miami
Total First Downs	21	21
Rush/Pass/Penalty	122/9/0	9/11/1
Third Down Eff.	8/17 47.1%	6/10 60.0%
Fourth Down Eff.	1/1 100.0%	0/0 0.0%
Total Net Yards	334	321
Total Off. Plays	72	56
Avg. Per Play	4.6	5.7
Net Yards Rushing	151	128
Total Rushing Plays	42	30
Avg. Gain Per Rush	3.6	4.3
Net Yards Passing	192	193
Times Sacked/Yards Lost	1/9	0/0
Pass Atts-Comps-Ints	29-15-1	26-15-2
Avg. Gain Per Pass Play	6.1	7.4
Punts-No. And Avg.	4-38.0	4-35.5
Had Blocked	0	0
Penalties-No. And Yards	2-15	5-30
Return Yardage	130	154
Fumbles-No. And Lost	0-0	3-3
Touchdowns	3	3
Rush/Pass/Return	2/1/0	1/2/0
Extra Points Made-Atts	3/3	3/3
Field Goals Made-Att	2-3	0-0
Time Of Possession	34:58	25:02

DEFENSE

Seattle — Tackles: Brown 10. Sacks: None. Interceptions: Harris 1. Justin 1. Forced Fumbles: Doornink 1, Gaines 1. Fumble Recoveries: Doornink 1, Harris 1, Merriman 1.
Miami — Tackles: Baumhower 13. Sacks: Baumhower 1.0. Interceptions: Small 1. Forced Fumbles: None. Fumble Recoveries: None.

AFC CHAMPIONSHIP GAME

Los Angeles Raiders 30, Seattle Seahawks 14
 Sunday, January 8, 1984 — Memorial Coliseum

The Raiders stopped the Seahawks dream of a trip to the Super Bowl with a convincing 30-14 win in Seattle's first appearance in the AFC Championship Game. The Raiders, who compiled an AFC-best 12-4 record during the regular season, jumped to a 27-0 lead and were never threatened. Frank Hawkins rushed for a pair of touchdowns and Chris Bahr had two field goals in the first half, which saw Los Angeles score 17 points in the last 4:17 of the second quarter. Key was a 49-yard Malcolm Barnwell pass reception setting up a touchdown and a Mike Davis interception which led to a Bahr field goal. The Raiders held a 226-16 yard advantage at halftime, including holding Seattle to a -9 yards passing. The Raiders had run 36 plays to Seattle's 23. Marcus Allen extended the Raiders lead to 27-7 with a third quarter touchdown reception. The Seahawks scored two late touchdowns sandwiched around another Bahr field goal for the final margin. Los Angeles controlled the ball for 37:06 and out-gained Seattle 401 yards to 167. Seattle suffered five interceptions and allowed four sacks. Allen accounted for 216 total yards from scrimmage, rushing for 154 and catching seven passes for 62. The Raiders were playing in their 11th AFL/AFC title game and won for the fourth time to earn a berth in Super Bowl XVIII. Los Angeles went on to defeat the defending world champion Washington Redskins, 38-9, in the Super Bowl.

Seattle	0	0	7	7	—	14
Los Angeles	3	17	7	3	—	30
LA 1	6:13	0-3	Bahr 20 FG [6-23, 2:43]			
LA 2	10:43	0-10	Hawkins 1 run (Bahr kick) [9-61, 4:40]			
LA 2	13:54	0-17	Hawkins 5 run (Bahr kick) [4-60, 1:26]			
LA 2	14:57	0-20	Bahr 45 FG [5-33, 0:38]			
LA 3	8:11	0-27	Allen 3 pass Plunkett (Bahr kick) [2-46, 1:09]			
SEA 3	10:59	7-27	Doomink 11 pass Zorn (N. Johnson kick) [10-74, 4:01]			
LA 4	11:03	7-30	Bahr 35 FG [7-19, 3:49]			
SEA 4	13:44	14-30	Young 9 pass Zorn (N. Johnson kick) [9-71, 2:41]			
Att.	—	88,734				

STARTERS

OFFENSE

TE	- Metzelaars
LT	- Essink
LG	- Bailey
C	- Bush
RG	- Pratt
RT	- August
TE	- Young
WR	- Largent
QB	- Krieg
RB	- Warner
FB	- C. Bryant
K	- N. Johnson

DEFENSE

LE	- Green
NT	- Nash
RE	- J. Bryant
LOLB	- Scholtz
LILB	- Robinson
RILB	- Butler
ROLB	- Gaines
LCB	- Justin
RCB	- Brown
SS	- Easley
FS	- Harris
P	- West

INDIVIDUAL STATISTICS

RUSHING

Seattle	Att	Yds	LG	TD
Warner	11	26	7	0
Hughes	3	14	8	0
TOTAL	18	65	10	0

Los Angeles	Att	Yds	LG	TD
Allen	25	154	43	0
Hawkins	10	24	8	2
Plunkett	7	26	10	0
TOTAL	46	205	43	2

PASSING

Seattle	A	C	Yds	TD	I
Krieg	9	3	12	0	3
Zorn	27	14	134	2	2
TOTAL	36	17	146	2	5

Los Angeles	A	C	Yds	TD	I
Plunkett	24	17	214	1	2
TOTAL	24	17	214	1	2

PASS RECEIVING

Seattle	No	Yds	LG	TD
Doomink	6	48	12	1
Johns	5	49	14	0
Largent	2	25	14	0
Warner	2	10	12	0
TOTAL	17	146	14	2

Los Angeles	No	Yds	LG	TD
Allen	7	62	16	1
Barnwell	5	116	49	0
Christensen	3	14	6	0
Branch	2	22	11	0
TOTAL	17	214	49	1

TEAM STATISTICS

	Seattle	Los Angeles
Total First Downs	16	21
Rush/Pass/Penalty	4/10/2	10/11/0
Third Down Eff.	2/12 16.7%	9/16 56.3%
Fourth Down Eff.	1/2 50.0%	0/1 0.0%
Total Net Yards	167	401
Total Off. Plays	58	72
Avg. Per Play	2.9	5.6
Net Yards Rushing	65	205
Total Rushing Plays	18	46
Avg. Gain Per Rush	2.9	5.6
Net Yards Passing	102	196
Times Sacked/Yards Lost	4/44	2/18
Pass Atts-Comps-Ints	37-17-5	24-17-2
Avg. Gain Per Pass Play	2.6	7.5
Punts-No. And Avg.	5-32.0	2-34.0
Penalties-No. And Yards	2-20	7-53
Return Yardage	144	100
Fumbles-No. And Lost	1-0	3-2
Touchdowns	2	3
Rush/Pass/Return	0/2/0	2/1/0
Extra Points Made-Atts	2/2	3/3
Field Goals Made-Att	0-0	3-3
Time Of Possession	22:54	37:06

DEFENSE

Seattle — Tackles: Nash 11, Butler 10. Sacks: Dufek 1.0, Gaines 1.0. Interceptions: G. Johnson 1, Scholtz 1. Forced Fumbles: Green 1, Scholtz 1. Fumble Recoveries: Bryant 2.

Los Angeles — Tackles: Squirek 7. Sacks: Townsend 2.0, Martin 1.0, Pickel 1.0. Interceptions: M. Davis 2, Hayes 1, McElroy 1, Millen 1. Forced Fumbles: Millen 1. Fumble Recoveries: None.

1999 AFC WEST CHAMPIONS

AFC WILD CARD PLAYOFFS

Seattle Seahawks 13, Los Angeles Raiders 7
Sunday, December 22, 1984 — Kingdome

Dan Doornink rushed for a career-high 123 yards to help the Seahawks eliminate the defending Super Bowl champion Raiders. Seattle took a 7-0 lead into halftime on Dave Krieg's 26-yard second quarter touchdown pass to Daryl Turner. Seattle rushed for 34 yards on the 93-yard drive, which was keyed by a 23-yard pass interference penalty on Los Angeles' Lester Hayes putting the ball at the Raiders 33. Doornink contributed 18 yards on a third quarter drive to Norm Johnson's 35-yard field goal. That drive was set up by Keith Simpson's recovery of a Bruce Scholtz forced fumble at the Raiders 38. Johnson upped the lead to 13-0 with a 44-yard fourth quarter field goal. The Raiders broke into the scoring column on Jim Plunkett's 46-yard touchdown pass to Marcus Allen with 5:05 left. Seattle ran the clock down to 45 seconds on their next drive behind the running of Doornink, who carried four times for 13 yards, including a five-yard run on a third-and-two. He also contributed a 14-yard reception. The Raiders last drive ended with Kenny Easley's interception with four seconds left. Doornink, a seven-year veteran, had started only three times in the regular season and rushed for 215 yards. He contributed 82 of his total in the second half. The Seattle defense limited Los Angeles to 240 total yards, recorded six sacks, and forced three turnovers. Jacob Green had 2.5 of the sacks. Keith Butler had nine tackles, including a sack. Bill Pickel had 15 tackles and Vann McElroy 11 for the Raiders. Seattle played the game without starting left tackle Ron Essink (flu) and started Sid Abramowitz, who had one career start, in his place. Seattle's reliance on the run caused the Raiders to switch to a 4-4 defense for most of the second half, removing Hayes for an extra linebacker.

Los Angeles	0	0	0	7	—	7
Seattle	0	7	3	3	—	13
SEA 2	10:41	0-7	Turner 26 pass Krieg (Johnson kick) [9-93, 5:05]			
SEA 3	13:31	0-10	Johnson 35 FG [7-21, 2:33]			
SEA 4	4:10	0-13	Johnson 44 FG [5-23, 2:27]			
LA 4	9:55	7-13	Allen 46 pass Plunkett (Bahr kick) [7-78, 1:17]			
Att.	—	62,049				

STARTERS
OFFENSE

TE	- Tice
LT	- Abramowitz
LG	- Bailey
C	- Bush
RG	- Pratt
RT	- Cryder
TE	- Young
WR	- Largent
QB	- Krieg
RB	- Doornink
FB	- Hughes
K	- N.Johnson

DEFENSE

LE	- Green
NT	- Nash
RE	- J.Bryant
LOLB	- Scholtz
LILB	- Robinson
RILB	- Butler
ROLB	- Gaines
LCB	- Simpson
RCB	- Brown
SS	- Easley
FS	- Harris
P	- West

INDIVIDUAL STATISTICS

RUSHING

Los Angeles	Att	Yds	LG	TD
Allen	17	61	15	0
Hawkins	6	34	11	0
TOTAL	25	105	15	0

Seattle	Att	Yds	LG	TD
Doornink	27	123	14	0
Hughes	14	54	12	0
Lane	4	17	8	0
Krieg	3	10	13	0
TOTAL	49	202	14	0

PASSING

Los Angeles	A	C	Yds	TD	I
Plunkett	27	14	184	1	2
TOTAL	27	14	184	1	2

Seattle	A	C	Yds	TD	I
Krieg	10	4	70	1	0
TOTAL	10	4	70	1	0

PASS RECEIVING

Los Angeles	No	Yds	LG	TD
Allen	5	90	46	1
Hawkins	6	27	12	0
Barnwell	3	34	18	0
2 players with	1			
TOTAL	25	105	15	1

Seattle	No	Yds	LG	TD
Turner	1	26	26	1
Tice	1	20	20	0
Doornink	1	14	14	0
Hughes	1	10	10	0
TOTAL	4	70	26	1

TEAM STATISTICS

Los Angeles	Seattle	
Total First Downs	14	17
Rush/Pass/Penalty	5/8/1	12/4/1
Third Down Eff.	4/13 30.8%	2/13 15.4%
Fourth Down Eff.	0/0 0.0%	0/0 0.0%
Total Net Yards	240	240
Total Off. Plays	58	61
Avg. Per Play	4.1	4.1
Net Yards Rushing	105	202
Total Rushing Plays	25	51
Avg. Gain Per Rush	4.2	4.1
Net Yards Passing	135	46
Times Sacked/Yards Lost	6/49	2/24
Pass Atts-Comps-Ints	27-14-2	10-4-0
Avg. Gain Per Pass Play	4.1	3.8
Punts-No. And Avg.	8-41.9	8-37.3
Penalties-No. And Yards	8-68	7-55
Return Yardage	33	111
Fumbles-No. And Lost	2-1	0-0
Touchdowns	1	1
Rush/Pass/Return	0/1/0	0/1/0
Extra Points Made-Atts	1/1	1/1
Field Goals Made-Att	0-0	2-2
Time Of Possession	25:41	34:19

DEFENSE

Los Angeles — Tackles: McElroy 11. **Sacks:** Alzado 2.0. **Interceptions:** None. **Forced Fumbles:** None. **Fumble Recoveries:** None.
Seattle — Tackles: Butler 9, Green 9. **Sacks:** Green 2.5, Butler 1.0, Fanning 1.0, Mangiero 1.0, Bryant 0.5. **Interceptions:** Easley 1, Harris 1. **Forced Fumbles:** Butler 1, Scholtz 1. **Fumble Recoveries:** Simpson 1.

AFC DIVISIONAL PLAYOFFS

Miami Dolphins 31, Seattle Seahawks 10

Saturday, December 29, 1984 — Orange Bowl

Dan Marino threw three touchdown passes to lead the Dolphins to a divisional playoff win in the Orange Bowl. Miami, which had the AFC's best regular season record, 14-2, will host the AFC Championship Game. Seattle, which finished the regular season a franchise best 12-4, was eliminated. The win also avenged a 27-20 Seahawks win in the divisional round of the 1983 AFC playoffs. Marino threw two of his scoring passes in the third quarter to break open what had been a 14-10 Miami halftime lead. Marino, who set an NFL record with 48 touchdown passes during the season, was 7-of-8 for 50 yards on the first scoring drive. On the second, he found Mark Clayton two plays after a short punt gave Miami the ball at the Seattle 33. Uwe von Schamann closed out the scoring with a fourth quarter field goal. Miami struck first on their second possession as Tony Nathan scored on a 14-yard run. After Seattle closed to 7-3, Marino found Jimmy Cefalo for a 34-yard touchdown on the Dolphins' next possession, one play after a Seattle interception was nullified by an off-sides penalty. Seattle closed to 14-10 on Dave Krieg's 56-yard touchdown pass to Steve Largent with 3:23 left in the half. Miami gained 405 yards as Marino passed for 262. Seattle's John Harris, a Miami native, picked off two passes in the first half. His 32-yard return with the first set up a field goal. He returned the second 13 yards to the Miami 45, but the Dolphins held, forcing a punt.

Seattle	0	10	0	0	—	10
Miami	7	7	14	3	—	31
MIA 1	10:51	0-7	Nathan 14 run (von Schamann kick) [8-68, 4:01]			
SEA 2	1:24	3-7	Johnson 27 FG [7-29, 3:08]			
MIA 2	4:07	3-14	Cefalo 34 pass Marino (von Schamann kick) [4-60, 2:43]			
SEA 2	11:37	10-14	Largent 56 pass Krieg (Johnson kick) [4-70, 1:47]			
MIA 3	10:35	10-21	Hardy 3 pass Marino (von Schamann kick) [13-76, 5:40]			
MIA 3	12:35	10-28	Clayton 33 Pass Marino (von Schamann kick) [2-33, 0:46]			
MIA 4	3:32	10-31	von Schamann 37 FG (8-69, 3:55)			
Att.	—	73,469				

STARTERS

OFFENSE

TE	- Tice
LT	- Essink
LG	- Bailey
C	- Bush
RG	- Pratt
RT	- Cryder
TE	- Young
WR	- Largent
QB	- Krieg
RB	- Doornink
FB	- Hughes
K	- N.Johnson

DEFENSE

LE	- Green
NT	- Nash
RE	- J.Bryant
LOLB	- Scholtz
LILB	- Robinson
RILB	- Butler
ROLB	- Gaines
LCB	- Simpson
RCB	- Brown
SS	- Easley
FS	- Harris
P	- West

INDIVIDUAL STATISTICS

RUSHING

Seattle	Att	Yds	LG	TD
Doornink	10	35	8	0
Hughes	7	14	7	0
TOTAL	18	51	8	0

Miami	Att	Yds	LG	TD
Nathan	18	76	14	1
Bennett	11	41	14	0
P. Johnson	6	22	11	0
TOTAL	36	143	14	1

PASSING

Seattle	A	C	Yds	TD	I
Krieg	35	20	234	1	0
TOTAL	35	20	234	1	0

Miami	A	C	Yds	TD	I
Marino	34	21	262	3	2
TOTAL	34	21	262	3	2

PASS RECEIVING

Seattle	No	Yds	LG	TD
Largent	6	128	56	1
Doornink	6	23	9	0
Turner	3	38	21	0
Skansi	2	31	24	0
TOTAL	4	70	26	1

Miami	No	Yds	LG	TD
Clayton	5	75	33	1
Nathan	4	20	12	0
Hardy	3	48	32	1
Duper	3	32	15	0
2 players with	2			
TOTAL	21	262	34	3

TEAM STATISTICS

	Seattle	Miami
Total First Downs	8	22
Rush/Pass/Penalty	2/6/0	8/1/2
Third Down Eff.	5/15 33.3%	4/13 30.8%
Fourth Down Eff.	0/1 0.0%	1/1 100.0%
Total Net Yards	267	405
Total Off. Plays	55	70
Avg. Per Play	4.9	5.8
Net Yards Rushing	51	143
Total Rushing Plays	18	36
Avg. Gain Per Rush	4.9	5.8
Net Yards Passing	216	262
Times Sacked/Yards Lost	2/18	0/0
Pass Atts-Comps-Ints	35-20-0	34-21-2
Avg. Gain Per Pass Play	5.8	7.7
Punts-No. And Avg.	7-37.0	3-37.0
Had Blocked	0	0
Penalties-No. And Yards	4-20	1-5
Return Yardage	127	81
Fumbles-No. And Lost	1-1	0-0
Touchdowns	1	4
Rush/Pass/Return	0/1/0	1/3/0
Extra Points Made-Atts	1/1	4/4
Field Goals Made-Att	1-2	1-3
Time Of Possession	24:12	35:48

DEFENSE

Seattle — Tackles: Butler 8, Easley 8. Sacks: None. Interceptions: Harris 2. Forced Fumbles: None. Fumble Recoveries: None.
 Miami — Tackles: M. Brown 10. Sacks: Brudzinski 1.0, Betters 1.0. Interceptions: None. Forced Fumbles: McNeil 1. Fumble Recoveries: Benson 1.

AFC WILD CARD PLAYOFFS

Houston Oilers 23, Seattle Seahawks 20 (overtime)

Sunday, January 3, 1988 — Astrodome

Tony Zendejas' 42-yard field goal 8:05 into overtime gave the Oilers the win over the Seahawks in Houston's first playoff game since 1980. The win puts the Oilers in the divisional playoffs at the Denver Broncos. Zendejas' kick capped a 61-yard drive on the Oilers first overtime possession. Warren Moon completed 3-of-4 passes on the drive's first five plays, for 37 yards, before Mike Rozier ran six times for 27 yards setting up Zendejas. Seattle forced overtime with an 80-yard drive that ended with Steve Largent's touchdown reception from Dave Krieg with 26 seconds left. The drive, which was set up a miss by Zendejas from 29 yards, featured a fourth-and-10 and third-and-10 conversions from Krieg, was only 4-of-10 on the drive, but accounted for all 80 yards. Seattle won the overtime coin toss, but was forced to punt after three plays. Playing without Curt Warner (ankle), the NFL's third-leading rusher, Seattle was out-gained 437-250, including 178-29 on the ground. Houston held the ball for 47:44 compared to Seattle's 20:21. Despite this, the Seahawks grabbed a 7-0 lead just 3:16 into the game. Melvin Jenkins picked off a pass on Houston's third play setting up a Krieg touchdown pass. Zendejas had a pair of field goals around a Rozier touchdown. After two Johnson field goals tied the score, Moon threw a touchdown pass to Willie Drewrey, the first of his career, for a 20-13 lead.

Seattle	7	3	3	7	0	—	20
Houston	3	10	7	0	3	—	23
SEA 1	3:16	7-0	Largent 20 pass Krieg (Johnson kick) [3-54, 1:38]				
HOU 1	10:16	7-3	Zendejas 47 FG [11-51, 7:00]				
HOU 2	1:43	7-10	Rozier 1 run (Zendejas kick) [9-48, 4:20]				
HOU 2	8:11	7-13	Zendejas 49 FG [7-27, 4:33]				
SEA 2	11:50	10-13	Johnson 33 FG [4-4, 0:48]				
SEA 3	6:37	13-13	Johnson 41 FG [6-16, 2:16]				
HOU 3	12:26	13-20	Drewrey 29 pass Moon (Zendejas kick) [9-84, 5:49]				
SEA 4	14:34	20-20	Largent 12 pass Krieg (Johnson kick) [10-80, 1:21]				
HOU 5	8:05	20-23	Zendejas 42 FG [12-61, 6:53]				
Att.	—	49,622					

STARTERS

OFFENSE	
WR	- Butler
LT	- Mattes
LG	- Bailey
C	- Feasel
RG	- Millard
RT	- Wilson
TE	- Tice
WR	- Largent
QB	- Krieg
RB	- Williams
FB	- Burse
K	- NJohnson

DEFENSE

LE	- Green
NT	- Nash
RE	- J.Bryant
LOLB	- Scholtz
LILB	- Young
RILB	- Bosworth
ROLB	- Gaines
LCB	- Jenkins
RCB	- Hunter
SS	- Easley
FS	- Robinson
P	- West

INDIVIDUAL STATISTICS

RUSHING				
Seattle	Att	Yds	LG	TD
Williams	7	27	10	0
Morris	4	2	4	0
TOTAL	11	29	10	0
Houston	Att	Yds	LG	TD
Highsmith	12	74	16	0
Rozier	21	66	11	1
Pinkett	11	29	5	0
TOTAL	50	178	16	1
PASSING				
Seattle	A	C	Yds	TD
Krieg	38	16	237	2
Williams	1	0	0	0
TOTAL	39	16	237	2
Houston	A	C	Yds	TD
Moon	32	21	273	1
TOTAL	32	21	273	1
PASS RECEIVING				
Seattle	No	Yds	LG	TD
Largent	7	132	33	2
Butler	3	73	32	0
Williams	2	5	3	0
Skansi	2	13	7	0
TOTAL	16	237	33	2
Houston	No	Yds	LG	TD
Givins	7	89	19	0
D. Hill	6	84	15	0
Drewrey	3	62	29	1
Highsmith	2	17	11	0
TOTAL	21	273	29	1

TEAM STATISTICS

Seattle	Houston	
Total First Downs	11	27
Rush/Pass/Penalty	1/10/0	9/18/0
Third Down Eff.	2/12 16.7%	10/18 55.6%
Fourth Down Eff.	1/1 100.0%	0/0 0.0%
Total Net Yards	250	437
Total Off. Plays	52	84
Avg. Per Play	4.8	5.2
Net Yards Rushing	29	178
Total Rushing Plays	11	50
Avg. Gain Per Rush	2.6	3.6
Net Yards Passing	221	259
Times Sacked/Yards Lost	2/16	2/14
Pass Atts-Comps-Ints	39-16-0	32-21-1
Avg. Gain Per Pass Play	5.3	7.6
Punts-No. And Avg.	7-44.3	3-35.0
Penalties-No. And Yards	3-20	4-25
Return Yardage	226	92
Fumbles-No. And Lost	1-1	2-1
Touchdowns	2	2
Rush/Pass/Return	0/2/0	1/1/0
Extra Points Made-Atts	2/2	2/2
Field Goals Made-Att	2-2	3-5
Time Of Possession	20:21	47:44

DEFENSE

Seattle — Tackles: Bosworth 17, Robinson 15, Easley 12, Jenkins 12, Young 12. **Sacks:** Bryant 1.0, Gaines 1.0. **Interceptions:** Jenkins 1. **Forced Fumbles:** Young 1. **Fumble Recoveries:** Young 1. **Houston — Tackles:** Bostic 5, Childress 5, Meads 5. **Sacks:** Childress 1.0, Lyles 0.5, Meads 0.5. **Interceptions:** None. **Forced Fumbles:** None. **Fumble Recoveries:** Bostic 1.

AFC DIVISIONAL PLAYOFFS

Cincinnati Bengals 21, Seattle Seahawks 13

Saturday, December 31, 1988 — Riverfront Stadium

In a matchup of division winners, the Bengals used the running of rookie Ickey Woods to defeat the Seahawks in Riverfront Stadium. With the win, Cincinnati earned the right to host the AFC Championship Game. Woods rushed for 126 of the Bengals 254 yards helping set up two short Stanley Wilson touchdown runs. Woods scored on third short run to give the Bengals a 21-0 halftime lead. Cincinnati rushed for 165 yards in the half, 70 by Woods and 60 by James Brooks, and controlled the ball for 20:35. The Seahawks scored first in the fourth quarter after Joe Nash recovered a Jacob Green forced fumble on the Bengals 31. Dave Krieg passed seven yards to John L. Williams for the score. After a punt, Seattle drove 69 yards capped by Krieg's one-yard run, but missed the extra point, to trail by eight. Seattle out-gained the Bengals 245-116 in the second half. Williams caught 11 passes for 137 yards for the Seahawks, both team postseason records. The 11 receptions was also the third most in a postseason game in NFL history. The Seahawks were hampered by an ankle injury suffered by Curt Warner in the season finale at the Los Angeles Raiders, which held him to 11 yards on eight carries. The Bengals earned the right to host the game after posting an AFC-best 12-4 record. Seattle was 9-7 and won their first AFC West title. Cincinnati went on to defeat the Buffalo Bills and represented the AFC in Super Bowl XXIII.

Seattle	0	0	0	13	—	13
Cincinnati	7	14	0	0	—	21
CIN 1	5:59	0-7	Wilson 3 run (Breech kick) [11-85, 5:41]			
CIN 2	3:25	0-14	Wilson 3 run (Breech kick) [7-75, 5:32]			
CIN 2	7:20	0-21	Woods 1 run (Breech kick) [5-56, 3:00]			
SEA 4	3:20	7-21	Williams 7 pass Krieg (Johnson kick) [5-31, 1:44]			
SEA 4	8:55	13-21	Krieg 1 run (kick wide right) [9-69, 3:33]			
Att.	—	58,560				

STARTERS

OFFENSE

WR	-	Blades
LT	-	Mattes
LG	-	Bailey
C	-	Bush
RG	-	Millard
RT	-	Wilson
TE	-	Tice
WR	-	Largent
QB	-	Krieg
RB	-	Warner
FB	-	Williams
K	-	Johnson

DEFENSE

LE	-	Green
NT	-	Nash
RE	-	J.Bryant
LOLB	-	Scholtz
LILB	-	Comeaux
RILB	-	Wyman
ROLB	-	Woods
LCB	-	Taylor
RCB	-	Jenkins
SS	-	Moyer
FS	-	Robinson
P	-	West

INDIVIDUAL STATISTICS

RUSHING

Seattle	Att	Yds	LG	TD
Warner	8	11	8	0
Williams	7	10	3	0
TOTAL	16	22	8	1

Cincinnati	Att	Yds	LG	TD
Woods	23	126	30	1
Brooks	13	72	26	0
Wilson	7	45	20	2
TOTAL	47	254	30	3

PASSING

Seattle	A	C	Yds	TD	I
Krieg	50	24	297	1	2
TOTAL	50	24	297	1	2

Cincinnati	A	C	Yds	TD	I
Esiason	19	7	108	0	0
TOTAL	19	7	108	0	0

PASS RECEIVING

Seattle	No	Yds	LG	TD
Williams	11	137	37	1
Blades	5	78	24	0
Butler	2	40	32	0
Largent	2	17	12	0
TOTAL	24	297	37	1

Cincinnati	No	Yds	LG	TD
Holman	3	44	24	0
Collinsworth	1	30	30	0
Brown	1	23	23	0
Brooks	1	9	9	0
Riggs	1	2	2	0
TOTAL	7	108	30	0

TEAM STATISTICS

	Seattle	Cincinnati
Total First Downs	19	22
Rush/Pass/Penalty	1/16/2	17/5/0
Third Down Eff.	2/12 16.7%	6/13 46.2%
Fourth Down Eff.	2/4 50.0%	0/1 0.0%
Total Net Yards	294	345
Total Off. Plays	69	68
Avg. Per Play	4.3	5.1
Net Yards Rushing	22	254
Total Rushing Plays	16	47
Avg. Gain Per Rush	1.4	5.4
Net Yards Passing	297	108
Times Sacked/Yards Lost	3/25	2/17
Pass Atts-Comps-Ints	50-24-2	19-7-0
Avg. Gain Per Pass Play	5.3	4.3
Punts-No. And Avg.	6-44.1	6-46.0
Had Blocked	0	0
Penalties-No. And Yards	5-45	2-29
Return Yardage	96	73
Fumbles-No. And Lost	1-1	3-2
Touchdowns	2	3
Rush/Pass/Return	1/1/0	3/0/0
Extra Points Made-Atts	2-3	4-4
Field Goals Made-Att	0-0	0-0
Time Of Possession	24:41	35:19

DEFENSE

Seattle — Tackles: Robinson 11. Sacks: Clarke 1.0, Green 1.0. Interceptions: None. Forced Fumbles: Clarke 1, Green 1. Fumble Recoveries: Jenkins 1, Nash 1.
Cincinnati — Tackles: Krumrie 7. Sacks: Buck 1.0, Skow 1.0, Williams 1.0. Interceptions: Thomas 1, Wilcots 1. Forced Fumbles: Krumrie 1. Fumble Recoveries: Skow 1.

1999 AFC WEST CHAMPIONS

AFC WILD CARD PLAYOFFS
Miami Dolphins 20, Seattle Seahawks 17
Sunday, January 9, 2000 — Kingdome

Charlie Rogers' 85-yard kickoff return touchdown proved not to be enough as the Seattle Seahawks lost to the Miami Dolphins at the Kingdome, 20-17, in their first playoff appearance since 1988. Seattle held a 17-13 lead in the fourth quarter, but Dan Marino led an 85-yard touchdown drive with 4:48 remaining which proved to be the game-winner. The Seahawks jumped to a 7-0 lead when Jon Kitna connected with Sean Dawkins on a 9-yard scoring pass. Dolphins' Olindo Mare put the Dolphins on the board in the first quarter with a 32-yard field goal. Seattle countered with a 50-yard Todd Peterson field goal with 50 seconds remaining in the half for a 10-3 Seahawks halftime lead. Miami came right out of the gates to open the second half trying to work their way back into the game. Marino connected with Orande Gadsden on a 1-yard touchdown pass, which tied the game at 10-10. However, on the ensuing kickoff, Rogers bobbled the kick, but was able to retain possession and returned it 85 yards for an electrifying touchdown giving Seattle a 17-10 lead. Following an exchange of punts, Miami crept to within 17-13 on a 50-yard Mare field goal in the third quarter. Trying to catch Seattle by surprise, the Dolphins attempted an onside kick and recovered, but Seattle's defense held and forced the Dolphins to punt. The Dolphins scored the go-ahead touchdown on a JJ Johnson 2-yard touchdown run with 4:48 remaining. The Seahawks would have two opportunities to catch up, but were forced to punt on the first and an interception with 23 seconds left in the game sealed the victory for the Dolphins.

Miami	3	0	10	7	—	20
Seattle	7	3	7	0	—	17
SEA 1	6:18	0-7	Dawkins 9 pass Kitna (Peterson kick) [8-47, 3:35]			
MIA 1	2:05	3-7	Mare 32 FG [7-37, 4:13]			
SEA 2	0:45	3-10	Peterson 50 FG [8-49, 3:45]			
MIA 3	8:55	10-10	Gadsden 1 pass Marino (Mare kick) [10-60, 6:05]			
SEA 3	8:37	10-17	Rogers 85 kickoff return (Peterson kick)			
MIA 3	2:22	13-17	Mare 50 FG [6:32, 3:12]			
MIA 4	4:48	20-17	Johnson 2 run (Mare kick) [11-85, 4:21]			
Att.	— 66,170					

STARTERS

OFFENSE	
WR	- Dawkins
LT	- Jones
LG	- Kendall
C	- Gray
RG	- Habib
RT	- Williams
TE	- Fauria
WR	- Mayes
QB	- Kitna
RB	- Watters
FB	- Brown
K	- Peterson
DEFENSE	
LE	- Sinclair
DT	- Adams
RE	- Daniels
OLB	- Brown
ILB	- Simmons
ILB	- Willis
CB	- Canty
LCB	- Springs
RCB	- W. Williams
SS	- D. Williams
FS	- Bellamy
P	- Feagles

INDIVIDUAL STATISTICS

RUSHING

Miami	Att	Yds	LG	TD
Johnson	27	86	18	1
Denson	7	19	17	0
2 Others	3	3	4	0
TOTAL	37	108	18	1
Seattle	Att	Yds	LG	TD
Watters	19	40	8	0
Kitna	1	1	1	0
TOTAL	20	41	8	0

PASSING

Miami	A	C	Yds	TD	I
Marino	30	17	196	1	0
TOTAL	30	17	196	1	0
Seattle	A	C	Yds	TD	I
Kitna	30	14	162	1	2
TOTAL	30	14	162	1	2

PASS RECEIVING

Miami	No	Yds	LG	TD
McDuffie	5	82	27	0
Martin	5	70	23	0
Gadsden	2	25	24	1
Johnson	2	3	6	0
4 Others	3	16	7	0
TOTAL	17	196	27	1
Seattle	No	Yds	LG	TD
Dawkins	3	35	17	1
Pritchard	3	34	17	0
Fauria	3	31	14	0
Watters	2	22	14	0
3 Others	3	40	22	0
TOTAL	7	108	30	0

TEAM STATISTICS

	Miami	Seattle
Total First Downs	18	12
Rush/Pass/Penalty	7/10/1	0/10/2
Third Down Eff.	6/16 37.5%	5/15 33.3%
Fourth Down Eff.	0/0 0.0%	1/1 100.0%
Total Net Yards	299	171
Total Off. Plays	68	56
Avg. Per Play	4.4	3.1
Net Yards Rushing	108	41
Total Rushing Plays	37	20
Avg. Gain Per Rush	2.9	2.1
Net Yards Passing	191	130
Times Sacked/Yards Lost	1/5	6/32
Pass Atts-Comps-Ints	30-17-0	30-14-2
Avg. Gain Per Pass Play	6.2	3.6
Punts-No. And Avg.	8-41.3	7-47.9
Had Blocked	0	0
Penalties-No. And Yards	6-67	2-10
Return Yardage	100	24
Fumbles-No. And Lost	0-0	0-0
Touchdowns	2	2
Rush/Pass/Return	1/1/0	0/1/1
Extra Points Made-Atts	2-2	2-2
Field Goals Made-Att	2-2	1-1
Time Of Possession	34:38	25:12

DEFENSE

Miami — Tackles: Thomas 9. **Sacks:** Armstrong 3.0, Owens, Thomas, Williams 1.0. **Interceptions:** Buckley, Marion 1. **Forced Fumbles:** None. **Fumble Recoveries:** None.
Seattle — Tackles: Brown 10. **Sacks:** Adams 1.0. **Interceptions:** None. **Forced Fumbles:** None. **Fumble Recoveries:** None.

PRESEASON RESULTS

1976

Preseason (1-5)

Sun.	8/1	L	20-27	San Francisco 49ers	60,825
Sat.	8/7	L	16-27	Chicago Bears (Spokane, Washington)	14,484
Sat.	8/14	L	13-16	L.A. Rams	62,532
Sat.	8/21	L	7-52	at Denver Broncos	22,887
Sun.	8/29	W	17-16	San Diego Chargers	59,092
Sat.	9/4	L	28-45	at Oakland Raiders	51,487

1977

Preseason (3-3)

Sun.	8/7	W	34-24	at San Francisco 49ers	38,024
Sat.	8/13	W	23-17 (ot)	Dallas Cowboys	58,789
Thur.	8/18	W	12-10	Oakland Raiders	62,187
Sat.	8/27	L	14-16	Detroit Lions	56,345
Fri.	9/2	L	10-27	Denver Broncos	54,916
Sun.	9/11	L	20-38	at San Diego Chargers	27,505

1978

Preseason (3-1)

Fri.	8/4	W	17-9	San Diego Chargers	58,853
Sat.	8/12	W	20-6	at San Francisco 49ers	36,069
Thur.	8/17	L	7-26	L.A. Rams	63,235
Thur.	8/24	W	16-7	Chicago Bears	54,844

1979

Preseason (3-1)

Thur.	8/2	W	12-9 (ot)	Minnesota Vikings	60,881
Sun.	8/12	W	27-17	Dallas Cowboys	59,960
Sat.	8/18	L	17-21	at L.A. Rams	46,083
Fri.	8/24	W	55-20	San Francisco 49ers	59,941

1980

Preseason (3-1)

Thur.	8/7	W	14-10	Atlanta Falcons	59,555
Mon.	8/18	L	7-24	Miami Dolphins	59,550
Sat.	8/23	W	10-7	at San Francisco 49ers	41,841
Fri.	8/29	W	30-23	New England Patriots	56,947

1981

Preseason (1-3)

Wed.	8/5	L	24-27 (ot)	San Francisco 49ers	56,958
Fri.	8/14	L	21-30	St. Louis Cardinals	55,520
Sat.	8/22	L	17-24	at San Francisco 49ers	37,563
Fri.	8/28	W	31-17	Baltimore Colts	55,794

1982

Preseason (1-3)

Fri.	8/13	W	14-0	St. Louis Cardinals	55,575
Sat.	8/21	L	3-7	at Minnesota Vikings	57,880
Sat.	8/28	L	13-23	at L.A. Rams	54,537
Fri.	9/3	L	13-17	San Francisco 49ers	57,839

1983

Preseason (2-2)

Fri.	8/5	L	7-10	at Denver Broncos	53,887
Fri.	8/12	W	38-21	Green Bay Packers	54,443
Fri.	8/19	L	17-19	Minnesota Vikings	54,402
Sat.	8/27	W	20-6	at San Francisco 49ers	47,074

1984

Preseason (4-1)

Sat.	7/28	W	38-0	Tampa Bay Buccaneers (Hall of Fame Game)	22,250
Sat.	8/4	W	7-3	Buffalo Bills	53,360
Sat.	8/11	W	28-24	at Detroit Lions	41,414
Fri.	8/17	W	17-7	St. Louis Cardinals	53,772
Fri.	8/24	L	7-17	at San Francisco 49ers	49,219

1985

Preseason (2-2)

Sat.	8/10	L	7-19	at Indianapolis Colts	60,014
Fri.	8/16	W	28-3	Detroit Lions	57,751
Sat.	8/24	W	27-10	at Minnesota Vikings	56,562
Fri.	8/30	L	21-23	San Francisco 49ers	60,403

1986

Preseason (2-2)

Fri.	8/8	W	21-14	Indianapolis Colts	55,443
Fri.	8/15	L	27-30 (ot)	at Detroit Lions	37,875
Fri.	8/22	W	27-17	Minnesota Vikings	57,730
Fri.	8/29	L	10-21	at San Francisco 49ers	52,419

1987

Preseason (2-2)

Thur.	8/13	L	14-23	at L.A. Rams	57,772
Sat.	8/22	L	21-28	at St. Louis Cardinals	25,309
Fri.	8/28	W	38-10	Detroit Lions	59,695
Fri.	9/4	W	34-10	San Francisco 49ers	59,653

1988

Preseason (3-1)

Thur.	8/4	W	21-14	Phoenix Cardinals	54,778
Thur.	8/11	W	16-13 (ot)	at Detroit Lions	37,993
Fri.	8/19	W	30-13	Buffalo Bills	57,000
Fri.	8/26	L	21-27	at San Francisco 49ers	53,357

1989

Preseason (3-1)

Fri.	8/11	W	16-10 (ot)	at Phoenix Cardinals	37,158
Sat.	8/19	L	12-17	New England Patriots	48,746
Fri.	8/25	W	13-7	at St. Louis, Missouri	
Fri.	9/1	W	28-17	Detroit Lions	55,829
				San Francisco 49ers	58,641

1990

Preseason (4-1)

Sat.	8/4	L	7-10	Denver Broncos (American Bowl at Tokyo)	48,827
Sat.	8/11	W	34-9	at Phoenix Cardinals	31,316
Fri.	8/17	W	13-10	Indianapolis Colts	52,475
Fri.	8/24	W	10-3	Tampa Bay Buccaneers	52,301
Fri.	8/31	W	30-10	at San Francisco 49ers	55,269

1991

Preseason (2-2)

Sat.	8/3	L	13-31	Phoenix Cardinals	49,448
Sat.	8/10	W	17-7	at Indianapolis Colts	47,943
Sat.	8/17	W	23-7	at L.A. Rams	47,834
Fri.	8/23	L	16-28	San Francisco 49ers	54,111

1992

Preseason (2-2)

Thur.	8/6	L	7-21	L.A. Rams	52,360
Sat.	8/15	W	27-10	at Indianapolis Colts	43,272
Sat.	8/22	W	17-10	Phoenix Cardinals	51,007
Fri.	8/29	L	17-24	at San Francisco 49ers	52,822

1993

Preseason (2-2)

Sat.	8/7	L	13-16 (ot)	Indianapolis Colts	45,055
Sat.	8/14	L	10-23	at Minnesota Vikings	42,240
Sat.	8/21	W	30-0	San Francisco 49ers	51,086
Sat.	8/28	W	20-10	at Houston Oilers	43,678

1994

Preseason (2-2)

Fri.	8/5	L	9-13	at Indianapolis Colts	40,469
Sat.	8/13	W	29-6	*Tampa Bay Buccaneers	43,633
Sat.	8/20	W	30-19	*Minnesota Vikings	45,497
Fri.	8/26	L	9-13	at San Francisco 49ers	54,004

*home games played at Husky Stadium

1995

Preseason (2-2)

Sat.	8/5	W	34-20	St. Louis Cardinals	35,607
Sat.	8/12	L	17-20	Indianapolis Colts	38,006
Sun.	8/20	W	24-19	at New Orleans Saints	38,228
Fri.	8/26	L	7-17	at San Francisco 49ers	53,280

1996

Preseason (3-1)

Sat.	8/3	W	19-17	Atlanta Falcons	30,284
Thur.	8/8	W	24-19	at Oakland Raiders	38,219
Sat.	8/17	L	13-15	at Indianapolis Colts	38,930
Fri.	8/23	W	20-3	San Francisco 49ers	38,144

1997

Preseason (3-2)

Sat.	7/26	L	26-28	Minnesota Vikings	23,846
Sat.	8/2	W	34-6	Arizona Cardinals	49,445
Sat.	8/9	L	17-21	at San Francisco	50,153
Sat.	8/16	W	45-3	Indianapolis Colts	52,844
Fri.	8/22	W	31-28	at Cincinnati Bengals (Hall of Fame Game)	43,637

1998

Preseason (4-1)

Sat.	7/31	W	20-19	at Dallas Cowboys	59,357
Sat.	8/8	W	24-21	Indianapolis Colts	52,645
Sat.	8/15	L	21-24	San Francisco 49ers (American Bowl, Vancouver, B.C.)	45,202
Sat.	8/22	W	31-24	at Arizona Cardinals	32,683
Fri.	8/28	W	21-20	San Francisco 49ers	57,014

1999

Preseason (1-3)

Sat.	8/14	L	10-24	Buffalo Bills	66,285
Thurs.	8/19	L	23-24	at San Francisco 49ers	66,193
Sat.	8/28	W	41-7	Arizona Cardinals	66,277
Thurs.	9/2	L	28-31	at Indianapolis Colts	41,074

TRAINING CAMP SITES

1976	Eastern Washington University (Cheney, Wa.)	1989	Northwest College (Kirkland, Wa.)
1977	Eastern Washington University (Cheney, Wa.)	1990	Northwest College (Kirkland, Wa.)
1978	Eastern Washington University (Cheney, Wa.)	1991	Northwest College (Kirkland, Wa.)
1979	Eastern Washington University (Cheney, Wa.)	1992	Northwest College (Kirkland, Wa.)
1980	Eastern Washington University (Cheney, Wa.)	1993	Northwest College (Kirkland, Wa.)
1981	Eastern Washington University (Cheney, Wa.)	1994	Northwest College (Kirkland, Wa.)
1982	Eastern Washington University (Cheney, Wa.)	1995	Northwest College (Kirkland, Wa.)
1983	Eastern Washington University (Cheney, Wa.)	1996	Northwest College (Kirkland, Wa.)
1984	Eastern Washington University (Cheney, Wa.)	1997	Eastern Washington University (Cheney, Wa.)
1985	Eastern Washington University (Cheney, Wa.)	1998	Eastern Washington University (Cheney, Wa.)
1986	Northwest College (Kirkland, Wa.)	1999	Eastern Washington University (Cheney, Wa.)
1987	Northwest College (Kirkland, Wa.)	2000	Eastern Washington University (Cheney, Wa.)
1988	Northwest College (Kirkland, Wa.)		

TRAINING CAMP

The **Seattle Seahawks** returned to the site of their first 10 training camps in 1997, when the team opened camp at Eastern Washington University in Cheney.

From the team's inception in 1976 through 1985, the Seahawks traveled across the Cascade Mountain Range to hold their summer training camp at **EWU**.

Training camp moved to the current site of the team's headquarters in Kirkland, when the facility opened in 1986. While training at the Kirkland complex the team occupied the dorms and eating hall at Northwest College, adjacent to the team's complex.

The remote campus in **Cheney**, will once again host the Seahawks in 2000 with the team reporting on July 21.

FREE AGENT PRO BOWLERS

The Seahawks have had five players who were originally signed as free agents, selected to play in the annual AFC-NFC Pro Bowl.

Quarterback **Dave Krieg**, who signed with the Seahawks in 1980 out of Milton College, was chosen to play in the game after the 1984, 1988 and 1989 seasons.

Kicker **Norm Johnson**, who signed with the Seahawks in 1982 out of UCLA, was picked to play in the Pro Bowl after the 1984 season.

Defensive lineman **Joe Nash**, who signed with the Seahawks as a free agent in 1982 out of Boston College, started in the Pro Bowl following the 1984 season.

Linebacker **Rufus Porter**, who signed with Seattle in 1988 out of Southern, was selected for the Pro Bowl after the 1988 and 1989 season as a special teams performer.

Safety **Eugene Robinson**, who ranks as the team's all-time leading tackler with 984 career stops, originally signed with the Seahawks as a free agent out of Colgate in 1985. He was chosen to play in the game after the 1992 and 1993 seasons.

FRANCHISE HISTORY

- 1972 — 6/15** Seattle Professional Football, a group of business and community leaders, announces their intention to attempt to secure a National Football League franchise for the City of Seattle. Herman Sarkowsky serves as spokesman for the group. **11/2** Construction begins on The Kingdome.
- 1974 — 6/4** The National Football League announces that Seattle will have a franchise for the 1976 season. **12/5** The National Football League announces that it has voted membership to Seattle Professional Football, Inc., headed by Lloyd W. Nordstrom with partners Herman Sarkowsky, D.E. "Ned" Skinner, Howard S. Wright, M. Lamont Bean, and Lynn P. Himmelman.
- 1975 — 3/6** John Thompson, Executive Director of the NFL Management Council, named General Manager. **6/17** Nickname "Seahawks" selected from 20,365 entries and 1,741 different names. One hundred fifty-one suggest "Seahawks." **7/25** Season ticket applications mailed. **7/28** Season ticket applications accepted — 24,168 received the first day. **8/23** Season ticket sales closed after target of 59,000 reached. **12/18** Seahawks agree to a 20-year lease agreement to play all games in the Kingdome.
- 1976 — 1/3** Jack Patera, defensive line coach of the Minnesota Vikings, named head coach. **1/20** Lloyd W. Nordstrom, spokesman for the Nordstrom family, the Seahawks' majority owner, dies of a heart attack while vacationing in Mexico. **3/30** Veteran Allocation held in New York City. Seahawks select 39 NFL veterans. **4/8-9** Seahawks select 25 collegians in their first college draft. Notre Dame's Steve Niehaus is the first choice and he flies to Seattle for evening news conference on April 8. **7/9** Seahawks open training camp at Eastern Washington University in Cheney. **8/1** Seahawks play first game before 60,825 fans in the Kingdome. San Francisco holds on to defeat Seattle, 27-20, as Jim Zorn is tackled on the 49ers' two-yard line when the gun sounds. **8/29** Seahawks capture first victory, a 17-16 preseason win over San Diego, as Ron Howard catches a three-yard Jim Zorn pass for the winning touchdown with only 13 seconds remaining in the contest. **9/12** Seattle opens regular season play with a near miss against St. Louis, 30-24. The game ends with the Cardinals intercepting a pass in the end zone. **10/17** Seahawks win Expansion Bowl with 13-10 victory over host Tampa Bay. Linebacker Mike Curtis blocks a Tampa Bay field goal attempt with 42 seconds remaining to preserve the victory. **11/7** Seahawks capture their first regular season victory at home with a 30-13 win over Atlanta. Sherman Smith becomes the first Seattle back to rush for over 100 yards with 124 yards on 14 carries.
- 1977 — 1/17** Seahawks host the Pro Bowl and it is the first sellout in the 27-year history of the game and is the largest crowd under the AFC vs. NFC format. AFC scores a 24-14 win before 63,214 fans. **5/3** Seattle trades its first-round draft choice, the second player in the draft, to Dallas for the Cowboys' first-round selection and three second-round picks. The Seahawks select Steve August, offensive guard from Tulsa, on the first round. **10/30** After missing four games with an injury, Jim Zorn returns to lead Seattle to a 56-17 triumph over Buffalo. The Seahawks set 15 club records and equal six, including Zorn's four TD passes. **11/13** Seattle defense blanks the New York Jets, 17-0, in Shea Stadium, the first time an established team is shutout by a second-year team. **12/18** Seahawks win their fifth game of the year, a 20-19 decision over Cleveland before 61,583 fans in the Kingdome, to establish a record for most wins ever by a second-year expansion team.
- 1978 — 5/3** Keith Simpson, cornerback from Memphis State, is selected as Seattle's first-round draft choice followed by his college teammate Keith Butler, a linebacker, on the second round. **10/8** Efen Herrera kicks a 19-yard field goal on the final play of the game to give Seattle a 29-28 win over the Minnesota Vikings. **11/26** Seattle becomes the first team since 1965 to beat Oakland twice

during the regular season with a 17-16 win on Efren Herrera's 46-yard field goal with just three seconds remaining. **12/17** Seahawks end their third season with a 9-7 record and finish one game behind Denver in the AFC West standings following a 23-19 win over Kansas City. Al Hunter rushes for 133 yards on 27 carries as Seahawks perform before sixth-straight home sellout crowd.

- 1979 — 1/29** Steve Largent catches a record-equaling five passes as Seattle's first representative to the Pro Bowl. National Football Conference defeats Largent and his AFC teammates, 13-7, in the Los Angeles Memorial Coliseum. **5/3** Manu Tuiaosopo, defensive tackle from UCLA, becomes Seattle's first-round draft choice. **10/29** After trailing 14-0, the Seahawks rebound for a 31-28 win over Atlanta in Seattle's first appearance on ABC's Monday Night Football. Dan Doornink rushes for 122 yards on 21 carries and scores twice. **12/16** The Seahawks close out their second straight 9-7 season with a 29-24 win over Oakland. Sam McCullum sets a club record with 173 yards receiving on eight catches.
- 1980 — 4/29** Seattle trades its first-round draft choice (#16) and a third-round pick to Buffalo for the Bills' first-round choice, the tenth player in the draft. The Seahawks then select defensive end Jacob Green of Texas A&M on the first round. **9/28** Seahawks score second shutout in the club's history with a 14-0 win over Washington Redskins in Robert F. Kennedy Memorial Stadium. **10/5** Sam McCullum catches two touchdown passes and Efren Herrera kicks four field goals in 26-7 win over Houston at the Astrodome. The win would prove to be Seattle's last of the season.
- 1981 — 4/28** Seahawks select UCLA safety Kenny Easley on the first round of the NFL draft. **11/8** Seattle holds the Pittsburgh Steelers scoreless in the second half and rallies for a pair of fourth quarter touchdowns to capture a 24-21 victory at the Kingdome. **11/16** The Seahawks score on their last eight possessions to defeat the San Diego Chargers, 44-23, on Monday Night Football. It is the Seahawks' first regular season victory over the Chargers after eight straight losses.
- 1982 — 3/11** Mike McCormack, former head coach with the Philadelphia Eagles and Baltimore Colts, is named Director of Football Operations. **4/27** Seahawks select Clemson defensive end Jeff Bryant in the first round of the college draft. **9/21** Players go on strike for 57 days. **10/13** Mike McCormack named interim head coach after the firing of head coach Jack Patera and general manager John Thompson. **11/21** Seahawks capture 17-10 victory over the host Denver Broncos in Mike McCormack's first game as head coach following the players' strike. Steve Largent catches a 34-yard touchdown pass from Jim Zorn with 49 seconds left for the victory. **11/28** Seahawks shutout the Pittsburgh Steelers, 16-0, for the club's third shutout in history and first at the Kingdome.
- 1983 — 1/2** Seahawks conclude nine-game season with a 13-11 win over the Denver Broncos as Dave Krieg throws a 19-yard touchdown pass to Roger Carr with 47 seconds left. The Seahawks drive 87 yards in 10 plays with no timeouts to score the winning touchdown. Seattle finishes the season 4-5 but were 4-3 under Mike McCormack. **1/3** Mike McCormack named President and General Manager after previously serving as Director of Football Operations since March 11, 1982, and interim head coach since October 13, 1982. **1/26** Chuck Knox named head coach. Knox previously had served as head coach of the Los Angeles Rams (1973-77) and the Buffalo Bills (1978-82). He guided seven-of-his-ten teams to the playoffs, while winning six division championships. **3/15** Chuck Allen, who joined the Seahawks staff in June of 1975 as Director of Pro Scouting, named Assistant General Manager. **4/26** Seattle selects Penn State running back Curt Warner in the NFL draft. Warner is the third player taken on the first round. To be able to get Warner, the Seahawks trade their first, second and third-round selections to the Houston Oilers for the Oilers first-round pick. **9/11** Seahawks win first game under Chuck Knox, 17-10, over the New York Jets, as the club sets a team record with 57 rushing attempts and Curt Warner gains 128 yards on 24 carries. **10/16** Seahawks force eight turnovers and register eight sacks in 38-36 victory over the Los Angeles Raiders. **10/30** Seahawks make it two straight over Raiders with 34-21 win. **12/18** Seahawks clinch first playoff berth with 24-6 win over New England. **12/24** Dave Krieg throws three touchdown passes and Curt Warner rushes for 99 yards in 31-7 win over Denver in the AFC Wild Card Game before 60,752 fans in Kingdome. **12/31** Seahawks drive 66 yards in five plays late in the fourth quarter to capture divisional playoff win over Miami, 27-20, before 71,032 fans at the Orange Bowl.

1984 — 1/8 Los Angeles Raiders defeat the Seahawks, 30-14, in the AFC Championship Game at the Los Angeles Memorial Coliseum before 88,734 fans. **5/1** Seahawks select cornerback Terry Taylor of Southern Illinois as their first-round choice in the annual NFL draft. **9/3** Seahawks win regular season opener for the first time in franchise history, 33-0 over the Cleveland Browns. The enthusiasm is dampened by a knee injury to Curt Warner which will keep him out for the rest of the season. **10/29** Seahawks post their second shutout of the season with a 24-0 victory over the San Diego Chargers on Monday Night Football. Kenny Easley intercepts a club record three passes and Steve Largent catches three touchdown passes. **11/4** Seahawks set an NFL record by returning four interceptions for touchdowns, including two by Dave Brown, in a 45-0 win over the Kansas City Chiefs. Kenny Easley and Keith Simpson had the other two interception returns for touchdowns. **11/25** Dave Krieg throws for 406 yards and three touchdowns, including an 80-yarder to Daryl Turner on the first play of the game, to lead the Seahawks past Denver, 27-24. Steve Largent catches 12 passes for 191 yards and one score. **12/2** Seahawks clinch playoff berth with a 38-17 win over Detroit as Dave Krieg throws a team record five touchdown passes. **12/15** Seahawks officially retire jersey #12 in honor of their fans, the 12th Man. Seattle becomes the first professional sports franchise to retire a jersey in honor of their fans. **12/22** Seattle eliminates the defending Super Bowl Champion Los Angeles Raiders, 13-7, from the playoffs in the AFC Wild Card Game at the Kingdome. Seahawks rush for 205 yards and force three turnovers, along with registering six sacks, in the victory. **12/29** Miami defeats the Seahawks, 31-10, in an AFC Divisional Playoff Game at the Orange Bowl.

1985 — 6/18 Seahawks and Northwest College agree to a long-term lease for a new practice and office complex for the club in Kirkland. The facility will be built on 12 acres adjacent to Northwest College. A 36,000-square foot building will house the club's administrative offices, locker room and training facilities. **7/20** Seahawks open their tenth and final training camp at Eastern Washington University in Cheney. **9/8** Curt Warner returns to the Seattle lineup after missing all but the 1984 opener as the Seahawks defeat Cincinnati, 28-24, at Riverfront Stadium. Warner gains 66 yards on 17 carries and scores the game-winning touchdown on an 11-yard run with 7:07 remaining. **9/15** Daryl Turner sets a club record with four touchdown catches and Dave Krieg equals another with five touchdown passes in Seattle's 49-35 victory over the San Diego Chargers at Jack Murphy Stadium. **10/13** Dave Krieg passes for 405 yards and four touchdowns, including a 12-yarder to Paul Skansi for the winning touchdown with 35 seconds remaining, as Seahawks defeat Atlanta, 30-26. Krieg directs the Seahawks 86 yards in 16 plays on the winning drive. **10/21** Ceremonial ground-breaking is held for team's new headquarters. **11/3** Terry Taylor returns an interception 75 yards for a touchdown and blocks a field goal attempt that is recovered by Byron Walker and returned 56 yards for a touchdown in Seattle's 33-3 win over the Los Angeles Raiders at the Kingdome.

1986 — 4/29 Seahawks select Florida fullback John L. Williams as their first-round draft choice. Williams is the 15th player picked overall. **6/18** Seahawks move into new headquarters on a 12-acre site adjacent to Northwest College in Kirkland. **7/16** Seahawks open their 11th training camp and first in Kirkland. **9/7** Seahawks kickoff their 1986 regular season schedule with a 30-0 victory over the Pittsburgh Steelers at the Kingdome. **10/6** Seahawks defeat San Diego Chargers, 33-7, on Monday Night Football as Steve Largent breaks NFL record for most consecutive games with a pass reception. Largent catches a pass in the 128th straight game in which he participated. **10/19** Jacob Green registers four sacks and Dave Brown intercepts two passes in leading Seattle to a 17-12 win over the eventual Super Bowl champion New York Giants. **11/27** Seahawks defeat the Dallas Cowboys, 31-14, on Thanksgiving Day as Curt Warner runs for 122 yards and Dave Krieg completes 16-of-24 passes for 214 yards and two touchdowns. **12/8** Seattle hands the Los Angeles Raiders their biggest defeat since 1962, 37-0, as Curt Warner gains 116 yards and Dave Krieg passes for 243 yards and two touchdowns. Seattle gains 407 yards in total offense, while the defense holds the Raiders to 138 yards. **12/20** Seahawks close out five-game winning streak and a 10-6 season by defeating eventual AFC Champion Denver, 41-16. The Seahawks gain a season high 536 yards, including a club record 298 yards rushing, led by Curt Warner's 192 yards and three touchdowns on 24 carries.

1987 — 4/28 Seahawks select University of Pittsburgh linebacker Tony Woods in the first round of the NFL draft. Woods is the 18th player picked. **6/12** Seahawks win lottery for first choice in supplemental draft and select University of Oklahoma linebacker Brian Bosworth. **9/13** After first two regular season games, NFL Players Association calls a strike that will last four weeks. Games for Sunday, September 18, are cancelled. **10/25** Seahawks defeat the Los Angeles Raiders, 35-13, in first game with regulars following the strike. Seattle builds up a 28-0 halftime lead and wins in Los Angeles for the first time since 1983. **12/13** Dave Krieg completes 23-of-33 passes for 238 yards and Ray Butler catches six passes for 107 yards and two touchdowns in leading Seattle past Denver, 28-21, at the Kingdome. **12/20** Seahawks clinch playoff berth with a 34-21 win over the Chicago Bears at Soldier Field. John L. Williams sparks the offense with a 75-yard touchdown on a screen pass from Dave Krieg and the defense contributes five takeaways. **12/27** Steve Largent catches six passes in a 41-20 loss at Kansas City and becomes the NFL's all-time leading receiver with 751. Largent breaks the previous record of 750 by Charlie Joiner.

1988 — 1/3 Seahawks close out the 1987 season with a 23-20 overtime loss to the Houston Oilers at the Astrodome in the AFC First-Round Playoff Game. **4/24** Seahawks use their second-round choice in the draft to select University of Miami wide receiver Brian Blades. The Seahawks first round pick had been exercised in the June 1987 supplemental draft. **8/30** Ken Behring and Ken Hofmann complete their purchase of the Seahawks from the Nordstrom family. **9/4** Seahawks open 13th season with a 21-14 win at Denver over the two-time defending AFC Champion Broncos. Curt Warner scores twice and John L. Williams accounts for 161 yards from scrimmage. It is Seattle's first win in Denver since 1984. **9/18** Steve Largent becomes the NFL's all-time leader in pass receiving yards with 12,167 at San Diego, but the Seahawks lose to the Chargers, 17-6. Largent breaks Charlie Joiner's record of 12,146 yards. **10/2** Rookie quarterback Kelly Stouffer makes his first NFL start for an injured Dave Krieg and leads the Seahawks to a 31-20 win over the Atlanta Falcons in Atlanta. John L. Williams ties a team record with three rushing touchdowns. **11/13** Seahawks defeat the Houston Oilers, 27-24, as Dave Krieg returns after missing seven games with a shoulder separation. Krieg engineers a 10-play drive to set up Norm Johnson's game-winning field goal with less than one second left. **11/28** Dave Krieg equals his own team record with five touchdown passes as Seahawks defeat the Los Angeles Raiders, 35-27, on Monday night in the Kingdome. Curt Warner (130) and John L. Williams (105) become the first pair of Seahawks to each gain over 100 yards rushing in the same game. **12/11** Seahawks score touchdowns on their first six possessions in a 42-17 win over Denver. Curt Warner establishes a team record with four rushing touchdowns. Warner (126) and John L. Williams (109) each top 100 yards rushing. **12/18** John L. Williams accounts for 239 yards of offense, including 180 receiving, and Dave Krieg throws for 410 yards and four scores, as the Seahawks defeat the Los Angeles Raiders, 43-37, in Los Angeles to clinch the first AFC Western Division title in franchise history. **12/31** Seahawks are eliminated from the playoffs by the eventual AFC Champion Cincinnati Bengals, 21-13, in Riverfront Stadium.

1989 — 2/22 Tom Flores named President/General Manager, replacing Mike McCormack. Flores guided the Los Angeles Raiders to an 83-53 regular season record and two Super Bowl titles in nine seasons, 1979-87, as their head coach. **4/23** Seahawks select Notre Dame tackle Andy Heck with the fifteenth pick of the first round of the draft. **9/10** Seahawks lose regular season opener in Philadelphia, 31-7, and also lose wide receiver Steve Largent for six weeks with a broken elbow. Largent, however, scores Seattle's only touchdown. **10/29** Dave Krieg and Brian Blades combine on a 21-yard touchdown pass with 40 seconds left in a 10-7 win over the San Diego Chargers. The win is the 100th in regular season play for the Seahawks. Blades catches a career high 10 passes for 117 yards. **11/26** Steve Largent ties Don Hutson's NFL record of 99 career receiving touchdowns in the Seahawks 41-14 loss at Denver. **12/4** Dave Krieg ignites a three-game winning streak with 298 yards passing and the game-winning touchdown pass in a 17-16 Monday night win over Buffalo. **12/10** Seahawks win 24-17 at Cincinnati as Dave Krieg throws three touchdown passes. One goes to Steve Largent, the NFL record 100th of his career. **12/17** John L. Williams catches a career high 12 passes for 129 yards as the Seahawks defeat the Los Angeles Raiders, 23-17. **12/23** Seahawks close out the season with a 29-0 loss to the Washington Redskins. In pregame ceremonies, retiring wide receiver Steve Largent is honored and his is the first name inducted in the Seahawks Ring of Honor.

1990 — 4/22 Seahawks trade four draft choices to the New England Patriots, including two first-round choices, to move up and select University of Miami defensive tackle Cortez Kennedy with the third overall choice. Seahawks also receive a second-round choice from the Patriots which they use to select Syracuse University linebacker Terry Wooden. **8/4** Seahawks play their first-ever international game as they drop a 10-7 preseason decision to the Denver Broncos in Tokyo, Japan. **10/1** Seahawks defeat the Cincinnati Bengals, 31-16, for their first win after opening the season with three consecutive losses. Derrick Fenner scores three touchdowns for the second straight week. **11/11** Seahawks score their first win in Kansas City's Arrowhead Stadium since 1980 as Dave Krieg throws a 25-yard touchdown pass to Paul Skansi as time expires. The PAT gives Seattle a 17-16 win and starts a four-game streak of games decided on the last play. The win is the 159th of Chuck Knox's career, moving him into seventh place all-time. **11/25** Norm Johnson's 40-yard field goal 3:01 into overtime gives the Seahawks a 13-10 win at San Diego. Seattle forces and recovers a pair of fumbles, the first with 48 seconds left in regulation and the second with 1:34 gone in overtime. **12/2** In almost a replay from the week before, Seattle defeats the Houston Oilers 13-10 in overtime after recovering a fumble. Norm Johnson connects from 42 yards out after David Wyman recovers a Tony Woods-forced fumble. Seahawks become only the third team in NFL history to win back-to-back overtime games. **12/9** The Seahawks defense sets single-game records for fewest rushing first downs (0) and rushing yards allowed (13) in a game in a 20-14 win over the Green Bay Packers in Milwaukee. **12/23** Seattle moves over the .500 mark with a 17-12 win over the Denver Broncos. The Broncos are penalized on the game's last play, negating what would have been a game-winning touchdown pass. **12/30** Derrick Fenner scores two touchdowns for the fourth time as Seattle defeats the Detroit Lions 30-10 in the Kingdome, to finish at 9-7 after an 0-3 start. Fenner ends the season equalling team records for total touchdowns (15) and rushing touchdowns (14), totals that lead the AFC.

1991 — 4/21 Seahawks select San Diego State quarterback Dan McGwire with the 16th pick on the first round of the 1991 NFL Draft. The 6-8, 243-pound McGwire is the first quarterback ever selected on the first round by Seattle. **4/25** Head Coach Chuck Knox agrees to a two-year contract extension. **8/3** Quarterback Jim Zorn (1976-84) becomes the second person inducted into the Seahawks Ring of Honor. **9/1** Seahawks drop season opener, 27-24, at New Orleans and lose starting quarterback Dave Krieg for six weeks with a broken thumb in the process. Wide receiver Brian Blades sets career highs with 12 receptions, 160 yards, and two touchdowns. **9/8** Jeff Kemp makes his first start since September 25, 1988, and throws two touchdown passes in a 20-13 win over the New York Jets. One goes to Travis McNeal, the first of his career. **9/29** Chris Warren's 59-yard punt return touchdown, the first by a Seahawks player since 1986, sparks a 31-3 win over the visiting Indianapolis Colts. The defense limits the Colts to 137 yards and records five sacks. Rookie first-round draft choice Dan McGwire starts and plays the first half, engineering a 50-yard touchdown drive on his first possession. **10/6** The Seahawks defense stops the Cincinnati Bengals on a 4th-and-four inches short with 29 seconds left to preserve a 13-7 win at Riverfront Stadium. Dwayne Harper and Nesby Glasgow combine for the tackle, which comes at the Seattle 22. **10/20** Dave Krieg returns from missing six games on injured reserve to lead Seattle to a 27-7 win at Pittsburgh. Krieg throws for 266 yards, completing 25-of-31 passes, and two scores. **10/27** John Kasay equals an NFL record with two field goals of 50-or-more yards in a 20-9 win over the San Diego Chargers. Kasay connects from 54 and 51 yards. The 54-yarder equals the team record. **11/24** The defense forces four turnovers and has five sacks, three by Rufus Porter, in a 13-10 win over the eventual AFC West Champion Denver Broncos in the Kingdome. Additionally, the defense twice holds on downs inside Seahawks territory in the game's last 4:49. **12/22** Seattle finishes their 16th season with a 7-9 record after defeating the Los Angeles Rams, 23-9, in the Kingdome. It was the first win by the Seahawks over the Rams in five regular season games. James Jones rushes for a pair of scores, while the defense keeps their third 1991 opponent out of the end zone. **12/27** The Seahawks and head coach Chuck Knox agree to mutually end Knox's nine-year tenure as head coach. Knox leaves having compiled an 80-63-0 (55.9%) regular season record. He guided the Seahawks to four playoff appearances, including an AFC West title in 1988 and a berth in the AFC Championship Game in 1983.

1992 — **1/6** Seahawks President/General Manager Tom Flores is named President/Head Coach. Flores coached nine seasons, 1979-87, with the Oakland/Los Angeles Raiders and compiled an 83-53-0 (61.0%) regular season record. He led the Raiders to two Super Bowl Championships, XV and XVIII, the only Super Bowls won by the AFC in the decade of the 1980's. **1/8** Larry Kennan, Coach of the Year in the World League of American Football in 1991, is named Offensive Coordinator/ Quarterbacks Coach. Kennan guided the London Monarchs to an 11-1 record and WLAFL Championship in the league's first season. Kennan served as an NFL assistant with the Los Angeles Raiders (1982-87), Denver Broncos (1988) and Indianapolis Colts (1989-90). **1/9** Seahawks defensive assistants George Dyer (line), Rod Perry (secondary), and Joe Vitt (special assignments), along with John Becker (offensive coordinator/wide receivers) and Chick Harris (running backs) leave the Seahawks to join Chuck Knox with the Los Angeles Rams. **1/11** Seahawks assistant head coach Tom Catlin announces he will stay with the Seahawks as assistant head coach/defense. In addition, Rusty Tillman is promoted from special teams coach to defensive coordinator, Russ Purnell from tight ends and assistant special teams to special teams and tight ends coach, and Paul Moyer from staff assistant to defensive backfield coach. **1/21** Offensive Line Coach Hudson Houck and running backs coach Clarence Shelmon are added to Tom Flores' staff. Both coaches come to the Seahawks from the Los Angeles Rams. **1/22** Bob Bratkowski, offensive coordinator at the University of Miami for the past three seasons, is named wide receivers coach. Bratkowski's father Zeke, is a former NFL quarterback and current NFL assistant coach. **1/23** Tommy Brasher is named defensive line coach. Brasher has coached nine seasons in the NFL and 12 in college. **1/24** Former Seahawks cornerback Dave Brown (1976-86) returns to the club as a defensive assistant. An original member of the Seahawks, Brown still holds career records with 50 interceptions and four interception return touchdowns. **8/22** Dave Brown becomes the third inductee into the Seahawks Ring of Honor around the 200 Level of the Kingdome. **9/6** Cincinnati Bengals spoil Tom Flores' Seahawks coaching debut with a 21-3 Kingdome win. **9/20** Flores gains first win as Seahawks head coach, 10-6 at New England. Cortez Kennedy has four-and-a-half tackles for loss, including three sacks, to lead the defense while Chris Warren rushes for 122 yards and one score on 24 carries to lead the offense. It's Warren's first career 100-yard game. **11/8** Chris Warren's 103 yards aren't enough as the Washington Redskins post a 16-3 Kingdome win. **11/22** Chris Warren rushes for a career-high 154 yards, including a touchdown, but the Kansas City Chiefs take a 24-14 win. **11/30** In pregame ceremonies, play-by-play broadcaster Pete Gross is inducted into the Seahawks Ring of Honor. The Seahawks then defeat the Denver Broncos 16-13 in overtime, snapping an eight-game losing streak. Brian Blades makes his first appearance since injuring his shoulder on opening day and catches the game-tying touchdown pass on the game's last play. John Kasay's 32-yard field goal 11:10 into overtime is the winner. The game also is the team record third straight that the Seahawks defense held the opposition to under 200 total yards. **12/2** KIRO Newsradio 710's Pete Gross, the only play-by-play broadcaster in the Seahawks 17-year history, dies after a four-year battle with cancer. **12/6** The Pittsburgh Steelers take a 20-14 comeback win in Pittsburgh, despite Eugene Robinson's record-equalling three interceptions. **12/13** Roger Ruzek's 44-yard field goal as time expires in overtime gives the visiting Philadelphia Eagles a 16-13 win. The game is the longest in Seattle's history (75:00). **12/27** Seattle closes out the regular season with a 31-14 Kingdome loss to the AFC West Champion San Diego Chargers. Chris Warren becomes only the second player in franchise history to rush for 1,000 yards, finishing the season with 1,017.

1993 — **1/19** David Behring, son of majority owner Ken Behring, is named team President. Tom Flores is named General Manager/Head Coach, while Player Personnel Director Mike Allman is placed in charge of both professional and college personnel. **1/28** Howard Mudd is named offensive line coach replacing Hudson Houck, who joined the Dallas Cowboys. Mudd is an eight-year NFL veteran guard and a 19-year NFL assistant, including a stint with the Seahawks from 1978-82. **2/5** Phil Neri, a Seahawks scout since 1985, is named College Scouting Director. **3/12** Ferrell Edmunds, two-time Pro Bowl tight end with the Miami Dolphins, signs as an unrestricted free agent. Edmunds, a five-year veteran, is the first free agent to sign with the Seahawks under the NFL new free agency system. **4/1** Wide receiver Kelvin Martin of the Super Bowl champion Dallas Cowboys is signed as an unrestricted free agent. **4/14** Linebacker Kevin Murphy signs with

Seattle. **4/20** Four-time Pro Bowl center Ray Donaldson signs with the Seahawks as a free agent. **4/22** Buffalo guard Mitch Frerotte signs with the Seahawks as an unrestricted free agent. **4/25** University of Notre Dame quarterback Rick Mirer is selected by the Seahawks on the first round of the NFL draft. Mirer is the second player chosen overall. **9/19** Chris Warren rushes a club record 36 times for a personal best 174 yards in a 17-14 win over the Patriots in New England, Seattle's first win after two losses. **9/26** Rod Stephens' fumble recovery in the end zone provides the winning touchdown in a 19-10 win at Cincinnati. **10/3** Seattle makes it three straight with a 31-14 win over the San Diego Chargers in the Kingdome. Rookie Rick Mirer passes for 282 yards and a score and also rushes for a touchdown. The three-game winning streak is the Seahawks longest since 1990. **10/24** Rick Mirer throws the game-winning touchdown pass to Brian Blades with 25 seconds left in a 10-9 win over New England in the Kingdome. **11/14** Eugene Robinson records 11 tackles, two interceptions, two forced fumble, and one fumble recovery to spark a 22-5 win over the visiting Cleveland Browns. In all, the Seahawks defense forces seven turnovers and accounts for a touchdown and a safety. **12/26** Chris Warren rushes for 168 yards to become the second Seattle player to have back-to-back 1,000-yard seasons, but the Phoenix Cardinals tie the game on the last play of regulation and go on to a 30-27 overtime win in the Kingdome. **12/26** Jon Vaughn, who learned during warmups that he would start for an injured Chris Warren (abdominal muscle), rushes for a career-high 131 yards in a 16-6 win over the Pittsburgh Steelers. Seattle gains 267 yards rushing, giving them back-to-back 200-yard rushing games for the first time in franchise history.

1994 — 1/2 The Seahawks finish the season 6-10 after dropping a 34-24 decision to the AFC West Champion Kansas City Chiefs in Arrowhead Stadium. John L. Williams rushes for 102 yards, to give the Seahawks three straight games with an individual over 100 yards, a franchise first. Rick Mirer becomes the first rookie quarterback since 1973 to start all his team's games and only the third since the 1970 merger. Mirer ends the season with NFL rookie passing records for attempts (486), completions (274), and yards (2,833), while helping to improve Seattle's win total by four games. **2/24** Nate Odomes, two-time Pro Bowl cornerback of the Buffalo Bills signs as a free agent. **2/28** Odomes' Buffalo teammate and fellow two-time Pro Bowler, tackle Howard Ballard signs as a free agent. **4/24** Texas A&M University defensive tackle Sam Adams is the Seahawks first-round draft choice. Adams is the eighth player picked on the first round. **7/19** Kingdome ceiling tiles fall from roof forcing closure of the building until November 5. Seahawks play both preseason games and first three regular season games in the University of Washington's 72,500 seat Husky Stadium. **8/13** Seahawks play first-ever outdoor game in Seattle defeating Tampa Bay Buccaneers, 29-6, in Husky Stadium. **9/4** Seahawks capture season opener for first time since 1988 with a 28-7 win at the Washington Redskins, as Chris Warren rushes for 100 yards and two touchdowns. The win is the 100th in the career of head coach Tom Flores. **9/11** Chris Warren scores two touchdowns for the second straight week as Seahawks go 2-0 with a 38-9 win over the Raiders in Los Angeles. Rick Mirer tosses three touchdown passes. **9/18** San Diego Chargers stop Seahawks two-game winning streak, 24-10, before Seahawks record crowd of 65,536 in Husky Stadium. **9/25** Chris Warren earns AFC Offensive Player of the Week honors in a 30-13 win over the visiting Pittsburgh Steelers. Warren rushes for 125 yards and a touchdown, while the Seahawks defense intercepts four passes. **11/6** Cincinnati Bengals spoil Seahawks return to Kingdome with a 20-17 overtime win. Doug Pelfrey kicks six field goals, including a 26-yarder 8:14 into overtime for the win. **11/20** Mack Strong's seven-yard touchdown run with 42 seconds left gives Seahawks a 22-21 win over the visiting Tampa Bay Buccaneers, breaking a six-game losing streak. **11/27** Seahawks defeat Kansas City 10-9 behind John Kasay's 32-yard field goal with 1:42 left. The back-to-back one-point wins are a franchise first. Chris Warren surpasses the 1,000-yard mark in the 12th game, the earliest in team history. **12/11** Chris Warren rushes for a personal best 185 yards on 30 carries, including a touchdown in a 16-14 win at Houston. Warren, playing with cracked ribs, had 183 of his yards in the first three quarters. **12/18** Chris Warren tops 100 yards for the seventh time with 122, but the Los Angeles Raiders escape with a 17-16 Kingdome win. **12/24** Cleveland Browns defeat the Seahawks 35-9 in Cleveland Stadium, closing out a 6-10 season. Chris Warren finishes the season with a franchise record 1,545 rushing yards, a total that leads the AFC. **12/29** Tom Flores, Seahawks general manager/head coach from 1992-94, is relieved of his duties. Flores, who joined the organization in 1989 as president/general manager, compiled a 14-34 regular season record. All 12 of Flores' assistants were also fired.

1995 — 1/12 Dennis Erickson, head coach at the University of Miami, is named head coach. In six seasons at Miami, Erickson compiled a 63-9-0 record and won national championships in 1989 and 1991. A native of Everett, Washington, Erickson posted a 113-40-1 record in 13 seasons as a college head coach at the University of Idaho, University of Wyoming, Washington State University, and Miami. Erickson brings six coaches with him from Miami, Gregg Smith (Assistant Head Coach/Tight Ends), Greg McMackin (Defensive Coordinator), Dave Arnold (Special Teams), Dana LeDuc (Strength and Conditioning), Rich Olson (Quarterbacks), and Willy Robinson (Defensive Backs). In addition he retains Bob Bratkowski (Offensive Coordinator/Wide Receivers), Tommy Brasher (Defensive Line), Tom Catlin (Quality Control), Dave Brown (Defensive Coach), Arnie Matsumoto (Staff Assistant), Howard Mudd (Offensive Line), and Clarence Shelton (Running Backs) from the previous staff. **1/28** Wide Receiver Steve Largent becomes the first Seahawks player to be elected into the Pro Football Hall of Fame. Largent was elected in his first year of eligibility. He played his entire NFL career with Seattle from 1976-89, and retired in possession of six NFL receiving marks, including most receptions (819), yards (13,089), touchdowns (100), and consecutive games with a reception (177). Largent's presenter for induction is Seahawks' Vice President Gary Wright. **2/9** Mike Murphy, a nine-season NFL coaching veteran, is named linebackers coach. Murphy coached with the Detroit Lions and Arizona Cardinals, prior to serving one year in the Pro Personnel Department of the Carolina Panthers. **4/22** Seahawks select Ohio State University wide receiver Joey Galloway with the eighth pick in the first round of the NFL draft. Galloway is the second wide receiver chosen overall and the first ever picked by the Seahawks on the first round of the draft. **7/29** Steve Largent is formally inducted into the Pro Football Hall of Fame. **8/12** Seahawks officially retire Largent's #80 jersey. **9/3** Seahawks lose NFL debut of Head Coach Dennis Erickson, 34-10, to the Kansas City Chiefs in the Kingdome. **9/17** Erickson gains first career win, 24-21, over the Cincinnati Bengals in the Kingdome. Chris Warren rushes for 109 yards. **11/5** Rookie Joey Galloway returns a punt a club record 89 yards for a touchdown to spark a 30-28 win over the visiting New York Giants. Brian Blades has two first quarter touchdown receptions. The win snaps a four-game losing streak and ignites a streak of six wins in seven games. **11/12** Galloway strikes again, this time on an 86-yard run from scrimmage in a 47-30 win over the Jaguars in Jacksonville. His run is a club record and is an NFL-long for 1995, as was his punt return. Galloway accounts for 237 all-purpose yards and three touchdowns, including five receptions for 114 yards and two scores receiving. **11/19** Seattle posts a 27-20 win over the Redskins in Washington, D.C., completing a two-game, 10-day road trip. Chris Warren rushes for a season-high 136 yards and one score, quarterback Rick Mirer throws two touchdown passes and Robert Blackmon has two interceptions. The Seahawks stayed in Jacksonville between games. **12/3** Todd Peterson kicks four field goals in a 26-14 win over the Philadelphia Eagles. **12/10** Quarterback John Friesz engineers three fourth quarter touchdown drives in a 31-27 win over the Broncos in Denver. Seattle rallies from a 20-0 second quarter deficit for the win, the greatest comeback in franchise history. Friesz throws for two touchdowns, including the game-winner to Chris Warren with 49 seconds left. Antonio Edwards' club record 83-yard return of a Robert Blackmon-forced fumble in the third quarter, ignites the rally. **12/17** Chris Warren scores three touchdowns in a 44-10 win over the Oakland Raiders. The win is Seattle's eighth of the year, their most since 1990. **12/24** AFC Western Division champion Kansas City Chiefs end the Seahawks postseason bid with a 26-3 win in Arrowhead Stadium.

1996 — 2/2 Team owner Ken Behring announces that he is moving the franchise. **4/20** Ken Behring and Seattle native Paul Allen enter into an exclusive 14-month option for Allen to purchase the Seahawks. Allen can exercise the option at anytime until July 1, 1997. Allen is named Chairman of Football Northwest, Inc., with Bert Kolde serving as Vice Chairman and Bob Whitsitt as President. Seahawks select Boston College tackle Pete Kendall on the first round with the 21st overall pick. Seattle had traded down twice in the first round, acquiring defensive tackle Glenn Montgomery from the Houston Oilers in the first deal and adding an extra third round pick from the Detroit Lions in the second. **9/1** Seahawks start 21st season with 29-7 loss at San Diego. **9/22** Lamar Smith's 14-yard run with 31 seconds left gives Seahawks a 17-13 win at Tampa Bay, their first win after three losses. **10/6** John Friesz throws touchdown passes of 51, 65 and 80 yards, the latter with 2:03 left to Brian Blades, for a 22-15 win at Miami. **11/3** Michael McCrary blocks Houston's game-winning field goal with 16 seconds left, recovers it, and laterals to Robert Blackmon to complete a 68-yard touchdown return to give Seattle a 23-16 win. John Friesz throws for 323 yards, Seattle's first

300-yard passing game since 1990. **11/10** Seattle completes three wins in three home games by defeating the Minnesota Vikings, 42-23. **11/17** Seattle misses a last play field goal in 17-16 loss at the Detroit Lions. Lamar Smith rushes for a career high 148 yards in his first career start. Seahawks also lose quarterback John Friesz for remainder of the season with a broken leg. **12/8** Seahawks snap three-game losing streak with 26-18 win over visiting Buffalo Bills. Chris Warren rushes for 116 yards, his franchise record 24th career 100-yard game. **12/22** Seahawks close season with 28-21 win at Oakland. Seattle forces seven turnovers and wins with backup quarterbacks Stan Gelbaugh and Gino Torretta playing for John Friesz (broken leg) and Rick Mirer (quadriiceps). Torretta passes 32 yards to Joey Galloway for his first career touchdown. Lamar Smith rushes for two touchdowns.

1997 — 2/14 Seahawks make first strike in free agency signing Steelers Pro Bowl linebacker Chad Brown. Brown's signing is followed two days later with that of Pittsburgh teammate cornerback Willie Williams. **2/18** Quarterback Rick Mirer is traded to the Chicago Bears for a first-round draft choice. Seattle now has the 11th and 12th picks overall in the April 19-20 NFL draft. **3/5** Seahawks announce a return of their training camp to Eastern Washington University in Cheney, Washington. Seattle trained at Eastern from 1976-85, before training year-around at their Kirkland Headquarters. **3/6** Detroit Lions safety Bennie Blades is signed as a free agent reuniting him with his brother, Brian. **3/7** Former University of Washington quarterback Warren Moon signs as a free agent after 13 seasons with the Houston Oilers (1984-93) and Minnesota Vikings (1994-96). Moon ranks fourth in league history in attempts (6,000), completions (3,514), and yards (43,787), and is tied for seventh in touchdowns (254). **3/28** Seattle trades their first round pick obtained from the Bears to Atlanta for the Falcons first-round pick, the third overall. Seattle also sends second and fourth rounders to Atlanta and the Falcons flip-flop their third round choices. **4/19** After selecting Ohio State cornerback Shawn Springs with the third overall choice, Seattle sends the 12th overall choice and a third round pick to the Tampa Bay Buccaneers for the sixth overall choice. That pick is used on Florida State University tackle Walter Jones. It is the first time in their history that the Seahawks have utilized two first round draft choices. **4/25** Washington State Legislature passes Seahawks Stadium Funding Plan, Referendum 48. The bill sets a statewide vote for June 17. **6/17** Washington state voters approve Proposition 48 by a 51.1 percent to 48.9 percent margin (820,354 yes, 783,584 no), including a 56.4 percent margin (275,358 yes, 213,092 no) in King County. **6/23** Metropolitan King County Council votes 9-3 to approve a new football stadium for the Seahawks. **6/30** Bob Whitsitt, President of Football Northwest, signs paperwork to purchase Seahawks from Ken Behring. **7/15** Seahawks open training camp at Eastern Washington University in Cheney, returning after an 11-year absence. **8/19** Football Northwest is approved as the Seahawks owners by the member clubs of the NFL. **8/31** Seattle loses season opener to New York Jets, 41-3, in the Kingdome and quarterback John Friesz for nine weeks with a broken right thumb. **9/14** Seahawks hold Indianapolis Colts to a franchise low 118 yards for their first win, 31-3, in Indianapolis. The 28-point margin of victory is the largest for Seattle on the road. **10/5** Seattle embarks on three-game winning streak by beating the Tennessee Oilers, 16-13, in Kingdome. Steve Broussard scores on 77 and 43 yards runs within three second half carries overcoming a 10-0 deficit. Broussard rushes for 138 yards on just 6 carries. **10/26** Warren Moon throws a team record-equalling five touchdown passes, including three to Joey Galloway, in a 45-34 win over the Oakland Raiders. His 409 yards is third in team history for a single game and is an NFL high for 1997. **11/9** Moon connects with Galloway on a game-winning 40-yard touchdown pass at San Diego with 2:20 left. The 37-31 win is marred by a season-ending broken ankle suffered by six-time Pro Bowl defensive tackle Cortez Kennedy. **11/28** Seahawks open their first retail store, the Seahawks EndZone Store, in Seattle's Pioneer Square area, two blocks from the Kingdome. **12/14** Quarterback Jon Kitna makes his first career start and guides Seattle to a 22-21 win at Oakland, overcoming a 21-3 halftime deficit. Kitna throws for 283 yards and one score in becoming the sixth first-time quarterback starter in team history to win his debut. Todd Peterson's 49-yard field goal with 2:20 left is the winner. Seattle's win was their fifth of the season after overcoming a 10-point deficit, equalling the most in the NFL since 1970. **12/21** Seattle closes out season with a 38-9 win over the San Francisco 49ers. Warren Moon throws four touchdown passes and sets single season records for completions (313) and yards (3,378). Pro Bowl free safety Darryl Williams co-leads the AFC in interceptions with 8, while Pro Bowl defensive end Michael Sinclair has 12 sacks.

1998 — 1/16 Seahawks announce ticket restructure, increasing the number of \$10 tickets, the lowest ticket price in the NFL, to slightly more than 10,000. **2/1** Warren Moon named MVP of Pro Bowl while leading AFC to 29-24 win. **1/16** Offensive line coach Howard Mudd leaves the Seahawks for Indianapolis Colts. **1/17** Linebackers coach Mike Murphy also joins the Colts staff. **1/30** Coaches Clarence Shelmon (running backs) joins Dallas and Ned James (defensive assistant) joins the New Orleans Saints. **2/2** Offensive assistant Jim Zorn leaves for the Detroit Lions. **2/4** Seattle names Jim Johnson linebackers coach. **2/6** Hired Bill Meyers as assistant offensive line coach and announced the club had agreed to terms with Washington Redskins' special teams coach Pete Rodriguez. **2/10** Named Milt Jackson receivers coach. **2/24** Seattle signs three-time Pro Bowl center, Kevin Glover. **2/26** Seahawks name Tim Lappano running backs coach and Eric Yarber to the position of offensive quality control. **3/4** Seahawks make one of the biggest off-season splashes in free agency when the club signs Philadelphia Eagles running back Ricky Watters to a free agency contract. **3/6** The club agrees to terms with unrestricted free agent guard Brian Habib of the Super Bowl Champion Denver Broncos. **4/18** Linebacker Anthony Simmons from Clemson is the team's first-round pick, 15th overall, in the draft. **9/6** The Seahawks open the 1998 season with a 36-0 shutout over the Philadelphia Eagles at Veterans Stadium. The Seahawks would go on to one of the team's best starts ever, with three straight victories to open the year. **12/28** A day after completing its second consecutive 8-8 season, the club relieves Dennis Erickson of his coaching duties.

1999 — 1/8 Team President Bob Whitsitt appoints Mike Holmgren to the position of Executive Vice President of Football Operations/General Manager & Head Coach. The Seahawks surrender a second-round choice in the 1999 draft to the Green Bay Packers as compensation. **1/14** Holmgren hires Mike Sherman (Offensive Coordinator/Tight Ends), Fritz Shurmur (Defensive Coordinator), Tom Lovat (Offensive Line), Larry Brooks (Defensive Line), Nolan Cromwell (Wide Receivers), Jim Lind (Linebackers), Ken Flajole (Defensive Backs), Kent Johnston (Strength & Conditioning), and the retainment of Pete Rodriguez (Special Teams). **1/19** Mike Sheppard named Quarterbacks coach. **1/26** Mike Reinfeldt named Senior Vice President. **1/28** Stump Mitchell named Running Backs coach. **1/29** Rod Springer named assistant Strength & Conditioning coach. **2/5** Jerry Colquitt (Offensive Quality Control) and Clayton Lopez (Defensive Quality Control) named to coaching staff. **2/14** Sign unrestricted free agent WR Sean Dawkins. **4/17** Select DE Lamar King (Saginaw Valley State) with the 22nd pick in the first round of the 1999 NFL Draft. **5/26** Defensive Coordinator Fritz Shurmur takes a leave of absence for health reasons. **6/7** Holmgren hires former Buffalo Bills' assistant coach Dick Roach to the position of Defensive Assistant. Linebackers coach Jim Lind is given the added responsibility of coordinating the defense. **8/30** Seahawks defensive coordinator Fritz Shurmur succumbs to liver cancer. **11/28** The Seahawks defeat the Kansas City Chiefs in Arrowhead Stadium to cap a five-game winning streak and take the season record to 8-2.

2000 — 1/2 The Seahawks finish the 1999 season with a 19-9 loss at the New York Jets, but reach the playoffs for the first time since 1988 with the team's second AFC West Championship. The team's 9-7 record is the best mark since 1990. DT Cortez Kennedy is voted to a team-record eighth Pro Bowl along with teammates LB Chad Brown and T Walter Jones. **1/9** Seahawks lose their first playoff game in 11 years when they fall to the Miami Dolphins, 20-17, in the final game played at Seattle's Kingdome. **1/12** Mike Holmgren names Steve Sidwell Defensive Coordinator. Defensive Assistant Bob Zeman announces his retirement from coaching. **1/20** Holmgren names Gil Haskell Offensive Coordinator. **1/21** Holmgren names Johnny Holland Assistant Special Teams/Assistant Strength and Conditioning Coach. **1/28** Holmgren names Ted Thompson Vice President/Football Operations. **2/12** WR Joey Galloway is traded to the Dallas Cowboys for first-round draft choices in 2000 and 2001. **3/26** Seattle's Kingdome is imploded, to make space for the new football/soccer stadium and exhibition hall, which will be located on the same site. **4/15** Seahawks select Alabama running back Shaun Alexander and Wisconsin tackle Chris McIntosh in the first round of the NFL draft.

CAREER TOP TEN

GAMES PLAYED

PLAYER, SEASONS	No
1 Joe Nash, 1982-96	218
2 Steve Largent, 1976-89	200
3 Jacob Green, 1980-91	178
4 Jeff Bryant, 1982-93	175
5 Eugene Robinson, 1985-95	170
6 Dave Brown, 1976-86	159
7 Brian Blades, 1988-98	156
8 Cortez Kennedy 1990-99	151
9 Keith Butler, 1978-87	146
10 Edwin Bailey, 1981-91	139

GAMES STARTED

PLAYER, SEASONS	No
1 Steve Largent, 1976-89	197
2 Jacob Green, 1980-91	176
3 Joe Nash, 1982-96	169
4 Jeff Bryant, 1982-93	167
5 Dave Brown, 1976-86	159
6 Eugene Robinson, 1985-95	152
7 Cortez Kennedy, 1990-99	137
8 Keith Butler, 1978-87	132
9 Brian Blades, 1988-98	122
10 Edwin Bailey, 1981-91	120

POINTS SCORED

PLAYER, SEASONS	No
1 Norm Johnson, 1982-90	810
2 Steve Largent, 1976-89	608
3 Todd Peterson, 1995-99	555
4 Curt Warner, 1983-89	372
5 John Kasay, 1991-94	341
6 Efred Herrera, 1978-81	331
7 Chris Warren, 1990-97	292
8 Joey Galloway, 1995-99	252
9 Sherman Smith, 1976-82	228
10 Daryl Turner, 1984-87	216

TOTAL TOUCHDOWNS

PLAYER, SEASONS	No
1 Steve Largent, 1976-89	101
2 Curt Warner, 1983-89	62
3 Chris Warren, 1990-97	48
4 Joey Galloway, 1995-99	42
5 Sherman Smith, 1976-82	38
6 Daryl Turner, 1984-87	36
7 Brian Blades, 1988-98	34
8 John L. Williams, 1986-93	33
9 Dan Doornink, 1979-85	25
10 David Sims, 1977-79	23

FIELD GOALS

PLAYER, SEASONS	No
1 Norm Johnson, 1982-90	159
2 Todd Peterson, 1995-99	126
3 John Kasay, 1991-94	82
4 Efred Herrera, 1978-81	64
5 John Leypoldt, 1976-77	17
6 Wilson Alvarez, 1981	3
7 Scott Hagler, 1987	2
8 Don Bitterlich, 1976	1

FIELD GOAL ATTEMPTS

PLAYER, SEASONS	No
1 Norm Johnson, 1982-90	228
2 Todd Peterson, 1995-99	154
3 John Kasay, 1991-94	105
4 Efred Herrera, 1978-81	92
5 John Leypoldt, 1976-77	30
6 Wilson Alvarez, 1981	7
7 Don Bitterlich, 1976	4
8 Scott Hagler, 1987	2

POINT AFTER TOUCHDOWNS

PLAYER, SEASONS	No
1 Norm Johnson, 1982-90	333
2 Todd Peterson, 1995-99	177
3 Efred Herrera, 1978-81	139
4 John Kasay, 1991-94	95
5 John Leypoldt, 1976-77	52
6 Wilson Alvarez, 1981	14
7 Don Bitterlich, 1976	7
8 Scott Hagler, 1987	4
9 Steve Largent, 1976-89	*1
* Ran for PAT	

PAT ATTEMPTS

PLAYER, SEASONS	No
1 Norm Johnson, 1982-90	338
2 Todd Peterson, 1995-99	177
3 Efred Herrera, 1978-81	148
4 John Kasay, 1991-94	97
5 John Leypoldt, 1976-78	59
6 Wilson Alvarez, 1981	15
7 Don Bitterlich, 1976	7
8 Scott Hagler, 1987	4
9 Steve Largent, 1976-89	*1
*Rushing Attempt	

RUSHING ATTEMPTS

PLAYER, SEASONS	NO
1 Curt Warner, 1983-89	1,649
2 Chris Warren, 1990-97	1,559
3 John L. Williams, 86-93	1,148
4 Sherman Smith, 1976-82	810
5 Ricky Watters, 1998-99	644
6 Dan Doornink, 1979-85	463
7 Derrick Fenner, 1989-91	317
8 Jim Zorn, 1976-84	307
9 David Hughes, 1981-85	294
Dave Krieg, 1980-91	294

RUSHING YARDS

PLAYER, SEASONS	NO
1 Chris Warren, 1990-97	6,706
2 Curt Warner, 1983-89	6,705
3 John L. Williams, 86-93	4,579
4 Sherman Smith, 1976-82	3,429
5 Ricky Watters, 1998-99	2,449
6 Dan Doornink, 1979-85	1,530
7 Jim Zorn, 1976-84	1,494
8 Lamar Smith, 1994-97	1,286
9 David Sims, 1977-79	1,174
10 Derrick Fenner, 1989-91	1,117

RUSHING TOUCHDOWNS

PLAYER, SEASONS	NO
1 Curt Warner, 1983-89	55
2 Chris Warren, 1990-97	44
3 Sherman Smith, 1976-82	28
4 Derrick Fenner, 1989-91	19
David Sims, 1977-79	19
6 Jim Zorn, 1976-84	17
John L. Williams, 1986-93	17
8 Dan Doornink, 1979-85	14
Ricky Watters, 1998-99	14
10 Dave Krieg, 1980-91	10
Lamar Smith, 1994-97	10

PASSING ATTEMPTS

PLAYER, SEASONS	NO
1 Dave Krieg, 1980-91	3,576
2 Jim Zorn, 1976-84	2,992
3 Rick Mirer, 1993-96	1,523
4 Warren Moon, 1997-98	786
5 Jon Kitna, 1997-99	712
6 Kelly Stouffer, 1988-92	437
7 John Friesz, 1995-98	416
8 Stan Gelbaugh, 1992-96	273
9 Jeff Kemp, 1987-91	249
10 Steve Myer, 1976-79	160

PASSING COMPLETIONS

PLAYER, SEASONS	NO
1 Dave Krieg, 1980-91	2,096
2 Jim Zorn, 1976-84	1,593
3 Rick Mirer, 1993-96	814
4 Warren Moon, 1997-98	458
5 Jon Kitna, 1997-99	399
6 John Friesz, 1995-98	228

PLAYER, SEASONS

7 Kelly Stouffer, 1988-92	225
8 Stan Gelbaugh, 1992-95	131
9 Jeff Kemp, 1987-91	130
10 Steve Myer, 1976-79	83

PASSING YARDS

PLAYER, SEASONS	NO
1 Dave Krieg, 1980-91	26,132
2 Jim Zorn, 1976-84	20,122
3 Rick Mirer, 1993-96	9,094
4 Warren Moon, 1997-98	5,310
5 Jon Kitna, 1997-99	4,894
6 John Friesz, 1995-98	2,971
7 Kelly Stouffer, 1988-92	2,333
8 Jeff Kemp, 1987-91	1,735
9 Stan Gelbaugh, 1992-96	1,426
10 Steve Myer, 1976-79	851

TOUCHDOWN PASSES

PLAYER, SEASONS	NO
1 Dave Krieg, 1980-91	195
2 Jim Zorn, 1976-84	107
3 Rick Mirer, 1993-96	41
4 Warren Moon, 1997-98	36
5 Jon Kitna, 1997-99	31
6 John Friesz, 1995-98	16
7 Jeff Kemp, 1987-91	9
8 Kelly Stouffer, 1988-92	7
Stan Gelbaugh, 1992-96	7
10 Steve Myer, 1976-79	6

PASSES HAD INTERCEPTED

PLAYER, SEASONS	NO
1 Dave Krieg, 1980-91	148
2 Jim Zorn, 1976-84	133
3 Rick Mirer, 1993-96	56
4 Jon Kitna, 1997-99	26
5 Warren Moon, 1997-98	24
6 Kelly Stouffer, 1988-92	19
7 Jeff Kemp, 1987-91	18
8 Steve Myer, 1976-79	14
9 Stan Gelbaugh, 1992-96	12
John Friesz, 1995-98	12

TIMES SACKED

PLAYER, SEASONS	NO
1 Dave Krieg, 1980-91	341
2 Jim Zorn, 1976-84	200
3 Rick Mirer, 1993-96	138
4 Warren Moon, 1997-98	52
5 Kelly Stouffer, 1988-92	50
6 Jon Kitna, 1997-99	46
7 Stan Gelbaugh, 1992-96	36
8 Dan McGwire, 1991-94	20
9 John Friesz, 1995-98	18
10 Jeff Kemp, 1987-91	14

QUARTERBACK RATING (MINIMUM 100 ATTEMPTS)

PLAYER, SEASONS	No
1 Dave Krieg, 1980-91	82.3
2 Warren Moon, 1997-98	81.3
3 John Friesz, 1995-98	78.3
4 Jon Kitna, 1997-99	76.7
5 Jim Zorn, 1976-84	67.8
6 Rick Mirer, 1993-96	65.2
7 Gale Gilbert, 1985-86	64.7
8 Jeff Kemp, 1987-91	56.6
9 Kelly Stouffer, 1988-92	54.5
Dan McGwire, 1991-94	54.5

PASS RECEPTIONS

PLAYER, SEASONS	No
1 Steve Largent, 1976-89	819
2 Brian Blades, 1988-98	581
3 John L. Williams, 1986-93	471
4 Joey Galloway, 1995-99	283
5 Sam McCullum, 1976-81	232
6 Sherman Smith, 1976-82	211
7 Dan Doornink, 1979-85	197
8 Chris Warren, 1990-97	194
9 Curt Warner, 1983-89	193
10 Mike Pritchard, 1996-99	169

RECEIVING YARDS

PLAYER, SEASONS	No
1 Steve Largent, 1976-89	13,089
2 Brian Blades, 1988-98	7,620
3 Joey Galloway, 1995-99	4,457
4 John L. Williams, 1986-93	4,151
5 Sam McCullum, 1976-81	3,409
6 Sherman Smith, 1976-82	2,342
7 Mike Pritchard, 1996-99	2,288
8 Tommy Kane, 1988-92	2,034
9 Dan Doornink, 1979-85	1,940
10 Paul Skansi, 1984-91	1,911

RECEIVING TOUCHDOWNS

PLAYER, SEASONS	No
1 Steve Largent, 1976-89	100
2 Daryl Turner, 1984-87	36
Joey Galloway, 1995-98	37
4 Brian Blades, 1988-98	34
5 Sam McCullum, 1976-81	21
6 John L. Williams, 1986-93	16
7 Ray Butler, 1985-88	13
8 Dan Doornink, 1979-85	11
9 Derrick Mayes, 1999	10
Paul Skansi, 1984-91	10
Sherman Smith, 1976-82	10

INTERCEPTIONS

PLAYER, SEASONS	No
1 Dave Brown, 1976-86	50
2 Eugene Robinson, 1985-95	42
3 John Harris, 1978-85	41
4 Kenny Easley, 1981-87	32



Curt Warner (1983-89)

PLAYER, SEASONS

PLAYER, SEASONS	No
5 Darryl Williams, 1996-99	20
6 Keith Simpson, 1978-85	19
Terry Taylor, 1984-88, 1994	16
8 Robert Blackmon, 1990-96	15
9 Shawn Springs, 1997-99	13
Dwayne Harper, 1988-93	13

RETURN YARDS

PLAYER, SEASONS	No
1 Dave Brown, 1976-86	643
2 Eugene Robinson, 1985-95	586
3 Kenny Easley, 1981-87	528
4 John Harris, 1978-85	425
5 Darryl Williams, 1996-99	402
6 Keith Simpson, 1978-85	338
7 Robert Blackmon, 1990-96	246
8 Dwayne Harper, 1988-93	242
9 Shawn Springs, 1997-99	219
9 Terry Taylor, 1984-88, 1994	202
10 Patrick Hunter, 1988-94	174

RETURN TOUCHDOWNS

PLAYER, SEASONS	No
1 Dave Brown, 1976-86	5
2 Kenny Easley, 1981-87	3
Keith Simpson, 1978-85	3
Shawn Springs, 1997-99	3
5 Jacob Green, 1980-91	2
John Harris, 1978-85	2
Terry Taylor, 1984-88, 1994	2
Darryl Williams, 1996-99	2

Darrin Smith, 1998-99	2
Willie Williams, 1997-99	2
10 15 players tied with	1

PUNTS

PLAYER, SEASONS	No
1 Rick Tuten, 1991-97	554
2 Jeff West, 1981-85	299
3 Herman Weaver, 1977-80	257
4 Ruben Rodriguez, 1987-89	192
5 Jeff Feagles, 1998-99	165
6 Rick Engles, 1976-77	84
7 Rick Donnelly, 1990-91	80
8 Vince Gamache, 1986	79
9 David Finzer, 1985	68
10 Rohn Stark, 1997	20

PUNTING YARDS

PLAYER, SEASONS	No
1 Rick Tuten, 1991-97	24,266
2 Jeff West, 1981-85	11,511
3 Herman Weaver, 1977-80	10,182
4 Ruben Rodriguez, 1987-89	7,733
5 Jeff Feagles, 1998-99	6,995
6 Rick Donnelly, 1990-91	3,227
7 Rick Engles, 1976-77	3,204
8 Vince Gamache, 1986	3,048
9 David Finzer, 1985	2,766
10 Rohn Stark, 1997	813

INSIDE THE 20

PLAYER, SEASONS	No
1 Rick Tuten, 1991-97	147
2 Jeff West, 1981-85	73
3 Jeff Feagles, 1998-99	61
4 Herman Weaver, 1977-80	49
5 Ruben Rodriguez, 1987-89	48
6 Rick Donnelly, 1990-91	19
7 Rick Engles, 1976-77	13
8 David Finzer, 1985	12
9 Vince Gamache, 1986	10
10 Rohn Stark, 1997	7

TOUCHBACKS

PLAYER, SEASONS	No
1 Rick Tuten, 1991-97	45
2 Jeff West, 1981-85	28
3 Herman Weaver, 1977-80	19
4 Ruben Rodriguez, 1987-89	17
Jeff Feagles, 1998-99	17
6 Rick Donnelly, 1990-91	9
7 Vince Gamache, 1986	7
8 David Finzer, 1985	6
9 Rick Engles, 1976-77	4
10 2 players tied with	2

HAD BLOCKED

PLAYER, SEASONS	No
1 Herman Weaver, 1977-80	5
2 Rick Engles, 1976-77	3
3 Kyle Richardson, 1997	2
Rick Tuten, 1991-97	2
5 Ruben Rodriguez, 1987-89	1

PUNT RETURNS

PLAYER, SEASONS	No
1 Chris Warren, 1990-97	94
2 Bobby Joe Edmonds, 1986-88	89
3 Joey Galloway, 1995-99	79
4 Paul Johns, 1981-84	74
5 Kelvin Martin, 1993-94	65
6 Will Lewis, 1980-81	57
7 Paul Skansi, 1984-91	53
8 Ronnie Harris, 1994-98	44
9 Rufus Crawford, 1978	34
10 Kenny Easley, 1981-87	26

FAIR CATCHES

PLAYER, SEASONS	No
1 Chris Warren, 1990-97	60
2 Kelvin Martin, 1993-94	35
3 Bobby Joe Edmonds, 1986-88	26
4 Paul Johns, 1981-84	23
Joey Galloway, 1995-99	23
6 Ronnie Harris, 1994-98	22
7 James Jefferson, 1989-93	10
Will Lewis, 1980-81	10
9 Paul Skansi, 1984-91	9
10 2 players tied with	7

PUNT RETURN YARDS

PLAYER, SEASONS	No
1 Bobby Joe Edmonds, 1986-88	1,010
2 Paul Johns, 1981-84	843
3 Joey Galloway, 1995-99	823
4 Chris Warren, 1990-97	819
5 Kelvin Martin, 1993	550
6 Paul Skansi, 1984-91	500
7 Will Lewis, 1980-81	449
8 Ronnie Harris, 1994-98	360
9 Charlie Rogers, 1999	318
10 Kenny Easley, 1981-87	302

PUNT RETURN TD'S

PLAYER, SEASONS	No
1 Joey Galloway, 1995-99	4
2 Paul Johns, 1981-84	2
3 Bobby Joe Edmonds, 1986-88	1
Will Lewis, 1980-81	1
Chris Warren, 1990-97	1
Charlie Rogers, 1999	1

KICKOFF RETURNS

PLAYER, SEASONS	No
1 Steve Broussard, 1995-98	165
2 Bobby Joe Edmonds, 1986-88	101
3 Chris Warren, 1990-97	86
4 Randall Morris, 1984-88	82
5 Al Hunter, 1977-80	78
6 Zachary Dixon, 1983-84	74
7 Ahman Green, 1998-99	63
8 Michael Bates, 1993-94	56
9 Will Lewis, 1980-81	45
10 Derek Loville, 1990-91	36

KICKOFF RETURN YARDS

PLAYER, SEASONS	No
1 Steve Broussard, 1995-98	3,900
2 Bobby Joe Edmonds, 1986-88	2,228
3 Chris Warren, 1990-97	1,794
4 Al Hunter, 1977-80	1,717
5 Randall Morris, 1984-88	1,621
6 Zachary Dixon, 1983-84	1,594
7 Ahman Green, 1998-99	1,438
8 Michael Bates, 1993-94	1,111
9 Will Lewis, 1980-81	963
10 Rufus Crawford, 1978	829

KICKOFF RETURN TD'S

PLAYER, SEASONS	No
1 Zachary Dixon, 1983-84	1
James Jefferson, 1989-93	1
Jon Vaughn, 1993-94	1
Steve Broussard, 1995-98	1
Charlie Rogers, 1999	1

FUMBLES


PLAYER, SEASONS	No
1 Dave Krieg, 1980-91	108
2 Jim Zorn, 1976-84	49
3 Curt Warner, 1983-89	38
4 Chris Warren, 1990-97	26
5 Rick Mirer, 1993-96	24
6 Sherman Smith, 1976-82	22
7 Kelly Stouffer, 1988-92	20
8 John L. Williams, 1986-93	18
9 Steve Largent, 1976-89	17
10 Warren Moon, 1997-98	15

FUMBLE RECOVERIES

PLAYER, SEASONS	No
1 Jacob Green, 1980-91	17
2 Eugene Robinson, 1985-95	14
3 Dave Brown, 1976-86	11
Jeff Bryant, 1982-93	11
John Harris, 1978-85	11
6 Kenny Easley, 1981-87	9
Greg Gaines, 1981, 83-88	9
Shelton Robinson, 1982-85	9
Terry Wooden, 1990-96	9
10 3 players tied with	8

FUMBLE RETURN YARDS

PLAYER, SEASONS	No
1 Corey Harris, 1995-96	85
2 Antonio Edwards, 1993-97	83
3 Jacob Green, 1980-91	79
4 Chad Brown, 1997-99	68
5 Carlton Gray, 1993-96	62
John Harris, 1978-85	62
7 Fredd Young, 1984-87	58
8 Nesby Glasgow, 1988-92	56
9 Cornell Webster, 1977-80	54
10 Dwayne Harper, 1988-93	53



Nesby Glasgow (1988-92)

FUMBLE RETURN TD'S

PLAYER, SEASONS	No
1 Jacob Green, 1980-91	2
Shelton Robinson, 1982-85	2
Chad Brown, 1997-99	2
4 14 tied with	1

OWN FUMBLE RECOVERIES

PLAYER, SEASONS	No
1 Dave Krieg, 1980-91	27
2 Curt Warner, 1983-89	13
3 Jim Zorn, 1976-84	12
4 Chris Warren, 1990-97	10
5 John L. Williams, 1986-93	9
6 Edwin Bailey, 1981-91	7
Sherman Smith, 1976-82	7
Rick Mirer, 1993-96	7
9 Bryan Millard, 1984-91	6
Kelly Stouffer, 1988-92	6

TACKLES

PLAYER, SEASONS	No
1 Eugene Robinson, 1985-95	984
2 Keith Butler, 1978-87	813
3 Joe Nash, 1982-96	779
4 Jacob Green, 1980-91	718
5 Jeff Bryant, 1982-93	689
6 Dave Brown, 1976-86	684
7 John Harris, 1978-85	649
8 Michael Jackson, 1979-86	574
9 Terry Wooden, 1990-96	568
10 Terry Beeson, 1977-81	561

QUARTERBACK SACKS

PLAYER, SEASONS	No
1 Jacob Green, 1980-91	116.0
2 Michael Sinclair, 1991-99	66.5
3 Jeff Bryant, 1982-93	63.0
4 Cortez Kennedy, 1990-99	57.0
5 Joe Nash, 1982-96	47.5

PLAYER, SEASONS

6	Rufus Porter, 1988-94	37.5
7	Sam Adams, 1994-99	22.0
8	Phillip Daniels, 1996-99	21.5
9	Manu Tuiasosopo, 1979-83	21.0
10	Bill Gregory, 1978-80	20.0
	Michael McCrary, 1993-96	20.0

YARDS LOST ON SACKS

PLAYER, SEASONS	NO	
1	Jacob Green, 1980-91	753
2	Jeff Bryant, 1982-93	469
3	Cortez Kennedy, 1990-99	389
4	Michael Sinclair, 1991-99	361
5	Joe Nash, 1982-96	312
	Rufus Porter, 1988-94	312
7	Bill Gregory, 1978-80	177
8	Sam Adams, 1994-99	157
9	Manu Tuiasosopo, 1979-83	156
10	Fredd Young, 1984-87	151

FORCED FUMBLES

PLAYER, SEASONS	NO	
1	Jacob Green, 1980-91	28
2	Michael Sinclair, 1991-98	20
3	Rufus Porter, 1988-94	14
4	Joe Nash, 1982-96	13
	Bruce Scholtz, 1982-88	13
6	Jeff Bryant, 1982-93	12
7	Keith Butler, 1978-87	11
	Keith Simpson, 1978-85	11
9	4 players tied with	10

BLOCKED PUNTS

PLAYER, SEASONS	NO	
1	Kerry Justin, 78-83, 86-87	3
2	Don Dufek, 1976-77, 1979	2
	Patrick Hunter, 1986-94	2
	Sam Merriman, 1983-87	2
	Fredd Young, 1984-87	2
6	Michael Bates, 1993-94	1
	Autry Beamon, 1977-79	1
	Tony Burse, 1987	1
	Peter Cronan, 1977-79, 1981	1
	Greg Gaines, 1981, 1983-88	1
	Sam McCullum, 1976-81	1
	Steve Raible, 1976-81	1
	Terry Taylor, 1984-88, 1994	1
	Byron Walker, 1982-86	1

BLOCKED PUNTS RETURNED FOR TOUCHDOWNS

PLAYER, SEASONS	NO	
1	Autry Beamon, 1977-79	1
	Jessie Green, 1979-80	1
	Eric Lane, 1981-87	1
	Sam Merriman, 1983-87	1
	Paul Moyer, 1983-89	1
	Steve Raible, 1976-81	1
	Eugene Robinson, 1985-95	1
	Terry Taylor, 1984-88, 1994	1

BLOCKED PAT'S

PLAYER, SEASONS	NO	
1	Mike White, 1981-82	3
2	Jeff Bryant, 1982-93	2
	Jacob Green, 1980-91	2
	Joe Nash, 1982-96	2
5	Dennis Boyd, 1977-79, 1981-82	1
	Brian Flones, 1981-82	1
	Terry Wooden, 1990-96	1

BLOCKED FIELD GOALS

PLAYER, SEASONS	NO	
1	Joe Nash, 1982-96	8
2	Jeff Bryant, 1982-93	3
3	Dennis Boyd, 1977-79, 1981-82	2
	Jacob Green, 1980-91	2
	Mike White, 1981-82	2
6	16 players tied with	1

BLOCKED FIELD GOALS**RETURNED FOR TOUCHDOWN**

PLAYER, SEASONS	NO	
1	Robert Blackmon, 1990-96	1
	Vernon Dean, 1988	1
	Byron Walker, 1982-86	1
	Shawn Springs, 1997-99	1

RETURN TOUCHDOWNS**(TOUCHDOWNS SCORED VIA INTERCEPTION, FUMBLE, KICKOFF, PUNT, BLOCKED PUNT, OR BLOCKED FIELD GOAL)**

PLAYER, SEASONS	NO	
1	Dave Brown, 1976-86	5
2	Jacob Green, 1980-91	4
	Joey Galloway, 1995-99	4
	Shawn Springs, 1997-99	4
5	Kenny Easley, 1981-87	3
	Keith Simpson, 1978-86	3
	Terry Taylor, 1984-88, 1994	3
8	10 players tied with	2



Paul Skansi (1984-91)

YEARLY LEADERS

TOUCHDOWNS

	G	TOT	RUSH	REC	RET	PAT	Pts
1976 Sherman Smith	12	5	4	1	0	0/0	30
1977 Steve Largent	14	10	0	10	0	0/0	60
1978 David Sims	12	15*	14*	1	0	0/0	90*
1979 Sherman Smith	16	15	11	4	0	0/0	90
1980 Jim Jodat	16	6	5	1	0	0/0	36
1981 Steve Largent	16	10	1	9	0	0/0	60
1982 Steve Largent	8	3	0	3	0	0/0	18
1983 Curt Warner	16	14+	13	1	0	0/0	84
1984 Steve Largent	16	12	0	12	0	0/0	72
1985 Daryl Turner	16	13	0	13*	0	0/0	78
1986 Curt Warner	16	13	13+	0	0	0/0	78
1987 Curt Warner	12	10	8	2	0	0/0	60
1988 Curt Warner	16	12	10	2	0	0/0	72
1989 John L. Williams	15	7	1	6	0	0/0	42
1990 Derrick Fenner	16	15+	14+	1	0	0/0	90
1991 John L. Williams	16	5	4	1	0	0/0	30
1992 Tommy Kane	11	3	0	3	0	0/0	18
Chris Warren	16	3	3	0	0	0/0	18
John L. Williams	16	3	1	2	0	0/0	18
1993 Chris Warren	14	7	7	0	0	0/0	42
1994 Chris Warren	16	11	9	2	0	1/1	68
1995 Chris Warren	16	16	15+	1	0	0/1	96
1996 Lamar Smith	16	8	8	0	0	3/3	54
Joey Galloway	16	8	0	7	1	0/0	48
1997 Joey Galloway	15	12	0	12+	0	0/0	72
1998 Joey Galloway	16	12	0	10#	2	0/0	72
1999 Derrick Mayes	16	10	0	10	0	0/0	60

KICK SCORING

	G	PATs	FGs	Pts.
1976 John Leypoldt	11	19-22	8-12	43
1977 John Leypoldt	14	33-37	9-18	60
1978 Efren Herrera	16	40-44	13-21	79
1979 Efren Herrera	16	43-46	19-23	100
1980 Efren Herrera	16	33-33	20-31	93
1981 Efren Herrera	12	23-25	12-17	59
1982 Norm Johnson	9	13-14	10-14	43
1983 Norm Johnson	16	49-50	18-25	103
1984 Norm Johnson	16	50-51	20-24	110
1985 Norm Johnson	16	40-41	14-25	82
1986 Norm Johnson	16	42-42	22-35*	108
1987 Norm Johnson	13	40-40	15-20	85
1988 Norm Johnson	16	39-39	22-28	105
1989 Norm Johnson	16	27-27	15-25	72
1990 Norm Johnson	16	33-34	23-32	102
1991 John Kasay	16	27-28	25-31	102
1992 John Kasay	16	14-14	14-22	56
1993 John Kasay	16	29-29	23-28	98
1994 John Kasay	16	25-26	20-24	85
1995 Todd Peterson	16	40-40	23-28	109
1996 Todd Peterson	16	27-27	28-34	111
1997 Todd Peterson	16	37-37	22-28	103
1998 Todd Peterson	16	41-41	19-24	98
1999 Todd Peterson	16	32-32	34-40	134

* Led NFL; + Led AFC; # Tied AFC

RUSHING

		G	ATT	Yds	Avg	LG	TD
1976	Sherman Smith	12	119	537	4.5	53	4
1977	Sherman Smith	14	163	763	4.7	39	4
1978	Sherman Smith	12	165	805	4.9	67	6
1979	Sherman Smith	16	194	775	4.0	31	11
1980	Jim Jodat	16	155	632	4.1	26	5
1981	Theotis Brown	10	141	531	3.8	43	6
1982	Sherman Smith	9	63	202	3.2	19	0
1983	Curt Warner	16	335+	1449+	4.3	60	13
1984	David Hughes	16	94	327	3.3	14	1
1985	Curt Warner	16	291	1094	3.8	38	8
1986	Curt Warner	16	319+	1481+	4.6	60	13+
1987	Curt Warner	12	234	985	4.2	57	8
1988	Curt Warner	16	266	1025	3.9	29	10
1989	Curt Warner	16	194	631	3.3	34	3
1990	Derrick Fenner	16	215	859	4.0	36	14*
1991	John L. Williams	16	188	741	3.9	42	4
1992	Chris Warren	16	223	1017	4.6	52	3
1993	Chris Warren	14	273	1072	3.9	45	7
1994	Chris Warren	16	333	1545+	4.6+	41	9
1995	Chris Warren	16	310	1346	4.3	52	15+
1996	Chris Warren	14	203	885	4.2	51	5
1997	Chris Warren	15	200	847	4.2	36	4
1998	Ricky Watters	16	319	1239	3.9	39t	9
1999	Ricky Watters	16	325	1210	3.7	45	5

* Led NFL; + Led AFC

PASSING

		G/S	ATT	CMP	Yds	PCT	TD	INT	RATE
1976	Jim Zorn	14/14	439*	208	2571	47.3	12	27	49.5
1977	Jim Zorn	10/10	251	104	1683	41.4	16	19	54.3
1978	Jim Zorn	16/16	443+	248+	3283+	56.0	15	20	72.2
1979	Jim Zorn	16/16	505*	285	3661	56.4	20	18	77.7
1980	Jim Zorn	16/16	488	276	3346	56.6	17	20	72.3
1981	Jim Zorn	13/13	397	236	2788	59.4	13	9	82.3
1982	Jim Zorn	9/7	245	126	1540	51.4	7	11	62.0
1983	Dave Krieg	9/8	243	147	2139	60.5	18	11	95.0
1984	Dave Krieg	16/16	480	276	3671	57.5	32	24	83.3
1985	Dave Krieg	16/16	532	285	3602	53.6	27	20	76.2
1986	Dave Krieg	15/15	375	225	2921	60.0	21	11	91.0
1987	Dave Krieg	12/12	294	178	2131	60.5	23	15	87.6
1988	Dave Krieg	9/9	228	134	1741	58.8	18	8*	94.6
1989	Dave Krieg	15/14	499	286	3309	57.3	21	20	74.8
1990	Dave Krieg	16/16	448	265	3194	59.2	15	20	73.6
1991	Dave Krieg	10/9	285	187	2080	65.6*	11	12	82.5
1992	Stan Gelbaugh	10/8	255	121	1307	47.5	6	11	52.9
1993	Rick Mirer	16/16	486	274	2833	56.4	12	17	67.0
1994	Rick Mirer	13/13	381	195	2151	51.2	11	7*	70.2
1995	Rick Mirer	15/13	391	209	2564	53.5	13	20+	63.7
1996	John Friesz	8/6	211	120	1629	56.9	8	4	86.4
1997	Warren Moon	15/14	528	313	3678	59.3	25	16	83.7
1998	Warren Moon	10/10	258	145	1632	56.2	11	8	76.6
1999	Jon Kitna	15/15	495	270	3346	54.5	23	16	77.7

* Led NFL; + Led AFC

RECEIVING

	G	No	Yds	Avg	LG	TD
1976 Steve Largent	14	54	705	13.0	45	4
1977 Steve Largent	14	33	643	19.4	74	10
1978 Steve Largent	16	71+	1168	16.5	57	8
1979 Steve Largent	15	66	1237+	18.7	55	9
1980 Steve Largent	16	66	1064	16.1	67	6
1981 Steve Largent	16	75	1224	16.3	57	9
1982 Steve Largent	8	34	493	14.5	45	3
1983 Steve Largent	15	72	1074	14.9	46	11
1984 Steve Largent	16	74	1164	15.7	65	12
1985 Steve Largent	16	79	1287+	16.3	43	6
1986 Steve Largent	16	70	1070	15.3	38	9
1987 Steve Largent	13	58	912	15.7	55	8
1988 John L. Williams	16	58	651	11.2	75	3
1989 Brian Blades	16	77	1063	13.8	60	5
1990 John L. Williams	16	73	699	9.6	60	0
1991 Brian Blades	16	70	1003	14.3	52	2
1992 John L. Williams	16	74	556	7.5	27	2
1993 Brian Blades	16	80	945	11.8	41	3
1994 Brian Blades	16	81	1086	13.4	45	4
1995 Brian Blades	16	77	1001	13.0	49	4
1996 Joey Galloway	16	57	987	17.3	65	7
1997 Joey Galloway	15	72	1049	14.6	53	12+
1998 Joey Galloway	16	65	1047	16.1	81t	10#
1999 Derrick Mayes	16	62	829	13.4	43t	10

* Led NFL; + Led AFC; # Tied AFC

RECEIVING YARDS

	G	Yds	No	Avg	LG	TD
1976 Steve Largent	14	705	54	13.0	45	4
1977 Steve Largent	14	643	33	19.4	74	10
1978 Steve Largent	16	1168	71+	16.5	57	8
1979 Steve Largent	15	1237+	66	18.7	55	9
1980 Steve Largent	16	1064	66	16.1	67	6
1981 Steve Largent	16	1224	75	16.3	57	9
1982 Steve Largent	8	493	34	14.5	45	3
1983 Steve Largent	15	1074	72	14.9	46	11
1984 Steve Largent	16	1164	74	15.7	65	12
1985 Steve Largent	16	1287+	79	16.3	43	6
1986 Steve Largent	16	1070	70	15.3	38	9
1987 Steve Largent	13	912	58	15.7	55	8
1988 Brian Blades	16	682	40	17.1	55	8
1989 Brian Blades	16	1063	77	13.8	60	5
1990 Tommy Kane	16	776	52	14.9	63	4
1991 Brian Blades	16	1003	70	14.3	52	2
1992 John L. Williams	16	556	74	7.5	27	2
1993 Brian Blades	16	945	80	11.8	41	3
1994 Brian Blades	16	1086	81	13.4	45	4
1995 Joey Galloway	16	1037	67	15.5	59	7
1996 Joey Galloway	16	987	57	17.3	65	7
1997 Joey Galloway	15	1049	72	14.6	53	12+
1998 Joey Galloway	16	1047	65	16.1	81t	10#
1999 Sean Dawkins	16	992	58	17.1	45t	7

* Led NFL; + Led AFC; # Tied AFC

INTERCEPTIONS

	G	No	Yds	Avg	LG	TD
1976 Dave Brown	14	4	70	17.5	33	0
Rolly Woolsey	14	4	19	4.7	13	0
1977 Autry Beamon	14	6	36	6.0	16	0
1978 Cornell Webster	15	5	9	1.8	14	0
1979 Dave Brown	16	5	46	9.2	23	0
1980 Dave Brown	16	6	32	5.3	24	0
John Harris	16	6	28	4.7	15	0
1981 John Harris	16	10+	155	15.5	42	2+
1982 Kenny Easley	8	4	48	12.0	44	0
John Harris	9	4	33	8.3	18	0
1983 Kenny Easley	16	7	96	13.2	38	0
1984 Kenny Easley	16	10+	126	12.6	58	2*
1985 John Harris	16	7	20	2.9	17	0
1986 Dave Brown	16	5	58	11.6	24	1
1987 Kenny Easley	12	4	47	11.8	22	0
1988 Paul Moyer	16	6	79	13.2	34	0
1989 Eugene Robinson	16	5	24	4.8	20	0
1990 Eugene Robinson	16	3	89	29.7	39	0
Dwayne Harper	16	3	69	23.0	47	0
1991 Eugene Robinson	16	5	56	11.2	27	0
1992 Eugene Robinson	16	7	126	18.0	49	0
1993 Eugene Robinson	16	9*	80	8.9	28	0
1994 Patrick Hunter	5	3	85	28.3	51	0
Terry Wooden	16	3	78	26.0	69t	1
Orlando Watters	16	3	39	13.0	18	1
Eugene Robinson	13	3	18	6.0	18	0
1995 Robert Blackmon	13	5	46	9.2	21	0
1996 Darryl Williams	16	5	148	29.6	79	1
1997 Darryl Williams	16	8+	172	21.5	44	1
1998 Shawn Springs	16	7	142	20.3	56t	2#
1999 Shawn Springs	16	5	77	15.4	42	0
Willie Williams	16	5	43	8.6	40t	1

* Led NFL; + Led AFC; # Tied AFC



Robert Blackmon (1990-96)

PUNTING

	G	No	YARDS	AVG	NET	LG	TB	I20	BLK
1976 Rick Engles	14	80	3067	38.3	29.9	55	3	13	2
1977 Herman Weaver	13	58	2293	39.5	31.8	59	4	10	1
1978 Herman Weaver	16	66	2440	37.0	29.5	59	6	13	0
1979 Herman Weaver	16	66	2651	40.2	33.4	60	3	11	3
1980 Herman Weaver	16	67	2798	41.8	31.6	62	7	14	2
1981 Jeff West	15	66	2578	39.1	36.1+	56	2	16	0
1982 Jeff West	9	48	1835	38.2	36.7	52	3	8	0
1983 Jeff West	16	79	3115	39.5	34.6	56	10	25	0
1984 Jeff West	16	95	3567	37.5	33.3	60	10	24	0
1985 Dave Finzer	12	68	2766	40.7	34.6	61	6	12	0
1986 Vince Gamache	16	79	3048	38.6	33.0	55	7	10	0
1987 Ruben Rodriguez	12	47	1880	40.0	34.0	63	5	17	0
1988 Ruben Rodriguez	16	70	2858	40.8	36.8	68	4	14	0
1989 Ruben Rodriguez	16	75	2995	39.9	32.9	59	8	17	1
1990 Rick Donnelly	16	67	2722	40.6	34.4	54	8	18	0
1991 Rick Tuten	10	49	2106	43.0	36.9	60	3	8	0
1992 Rick Tuten	16	108*	4760*	44.1	38.7	65	8	29*	0
1993 Rick Tuten	16	90	4007	44.5	37.3	64	7	21	1
1994 Rick Tuten	16	91	3905	42.9	36.7	64	7	33	0
1995 Rick Tuten	16	83	3735	45.0*	36.5	73*	8	21	0
1996 Rick Tuten	16	85	3746	44.1	34.5	66	7	21	1
1997 Rick Tuten	11	48	2007	41.8	36.4	65	5	15	0
1998 Jeff Feagles	16	81	3570	44.1	36.5	59	12	27	0
1999 Jeff Feagles	16	84	3425	40.8	35.2	59	5	34	0

* Led NFL; + Led AFC

PUNT RETURNS

	G	No	FC	Yds	AVG	LG	TD
1976 Lyle Blackwood	11	19	2	132	6.9	26	0
1977 Walter Packer	10	20	0	131	6.5	31	0
1978 Rufus Crawford	16	34	4	284	8.4	22	0
1979 Tony Green	11	16	3	121	7.6	30	0
1980 Will Lewis	16	41	9	349	8.5	75	1
1981 Paul Johns	16	16	4	177	11.1	34	0
1982 Paul Johns	9	19	10	210	11.1	37	0
1983 Paul Johns	11	28	5	316	11.3	75	1*
1984 Kenny Easley	16	16	5	194	12.1	42	0
1985 Paul Skansi	12	31	7	312	10.1	32	0
1986 Bobby Joe Edmonds	15	34	14	419	12.3*	75	1+
1987 Bobby Joe Edmonds	11	20	4	251	12.6+	40	0
1988 Bobby Joe Edmonds	16	35	8	340	9.7	41	0
1989 David Hollis	10	18	7	164	9.1	21	0
1990 Chris Warren	16	28	16	269	9.6	39	0
1991 Chris Warren	16	32	19	298	9.3	59	1*
1992 Chris Warren	16	34	25	252	7.4	16	0
1993 Kelvin Martin	16	32	15	270	8.4	33	0
1994 Kelvin Martin	16	33	20	280	8.5	23	0
1995 Joey Galloway	16	36	12	360	10.0	89*	1
1996 Joey Galloway	16	15	5	158	10.5	88+	1+
1997 Ronnie Harris	13	21	12	144	6.9	19	0
1998 Joey Galloway	16	25	5	251	10.0	74t	2@
1999 Charlie Rogers	12	22	18	318	14.5*	94t*	1

* Led NFL; + Led AFC; @ Tied NFL; # Tied AFC

KICKOFF RETURNS


	G	No	Yds	Avg	LG	TD	
1976	Oliver Ross	10	30	655	21.8	45	0
1977	Al Hunter	12	36	820	22.7	41	0
1978	Al Hunter	16	16	385	24.1	38	0
1979	Tony Green	11	20	437	21.9	31	0
1980	Will Lewis	16	25	585	23.4	54	0
1981	Will Lewis	10	20	378	18.9	36	0
1982	Horace Ivory	6	10	224	22.4	30	0
1983	Zachary Dixon	13	49*	1448*	23.4	94	1*
1984	David Hughes	16	17	348	20.5	38	0
1985	Randall Morris	16	31	636	20.5	58	0
1986	Bobby Joe Edmonds	15	34	764	22.5	46	0
1987	Bobby Joe Edmonds	11	27	564	20.9	43	0
1988	Bobby Joe Edmonds	16	40	900	22.5	65	0
1989	James Jefferson	16	22	511	23.2	97+	1*
1990	Chris Warren	16	23	478	20.8	71	0
1991	Chris Warren	16	35	792	22.6	55	0
1992	Chris Warren	16	28	524	18.7	34	0
1993	Michael Bates	16	30	602	20.1	46	0
1994	Michael Bates	15	26	508	19.5	38	0
1995	Steve Broussard	15	43	1062	24.7	70	0
1996	Steve Broussard	12	43	979	22.8	86	0
1997	Steve Broussard	16	50	1076	21.5	43	0
1998	Steve Broussard	15	29	781	26.9	90t	1
1999	Ahman Green	14	36	818	22.7	54	0

* Led NFL; + Led AFC

SACKS

	G	No
1976	Steve Niehaus	14 9.5
1977	Alden Roche	12 3.5
1978	Bill Gregory	16 9.0
1979	Manu Tuiasosopo	16 8.0
1980	Jacob Green	14 6.5
1981	Jacob Green	16 12.0
1982	Jeff Bryant	9 3.0
	Jacob Green	9 3.0
1983	Jacob Green	16 16.0
1984	Jeff Bryant	16 14.5
1985	Jacob Green	16 13.5
1986	Jacob Green	16 12.0
1987	Jacob Green	12 9.5
1988	Jacob Green	16 9.0
1989	Rufus Porter	16 10.5
1990	Jacob Green	16 12.5
1991	Rufus Porter	15 10.0
1992	Cortez Kennedy	16 14.0
1993	Michael Sinclair	9 8.0
1994	Michael Sinclair	12 4.5
1995	Antonio Edwards	13 6.5
	Cortez Kennedy	16 6.5
1996	Michael McCrary	16 13.5+
1997	Michael Sinclair	16 12.0
1998	Michael Sinclair	16 16.5*
1999	Phillip Daniels	16 9.0

* Led NFL; + Led AFC



Jacob Green is Seattle's all-time sack leader.

DEFENSIVE STATISTICS

TACKLES

Includes solo and assists

	G	No		G	No
1976 Dave Brown	14	111	1988 Eugene Robinson	16	114
1977 Terry Beeson	14	134	1989 Eugene Robinson	16	102
1978 Terry Beeson	16	153	1990 Nesby Glasgow	16	83
1979 Terry Beeson	16	114	1991 Terry Wooden	16	100
1980 Michael Jackson	15	136	1992 Eugene Robinson	16	94
1981 Michael Jackson	16	140	1993 Eugene Robinson	16	111
1982 Michael Jackson	8	64	1994 Rod Stephens	16	128
1983 Bruce Scholtz	16	104	1995 Terry Wooden	16	135
1984 Shelton Robinson	16	93	1996 Dean Wells	16	107
1985 Fredd Young	16	118	1997 Chad Brown	15	104
1986 Fredd Young	15	121	1998 Chad Brown	16	150
1987 Fredd Young	13	101	1999 Chad Brown	15	117



Rufus Porter (1988-94)

SPECIAL TEAMS TACKLES

	G	No		G	No
1976 Don Dufek	14	15	1988 Rufus Porter	16	16
1977 Peter Cronan	14	11	1989 Rufus Porter	16	13
Charles McShane	14	11	1990 James Jones	16	15
1978 Cornell Webster	15	12	1991 David Daniels	16	12
1979 Don Dufek	13	18	Rod Stephens	16	12
1980 Don Dufek	8	13	Chris Warren	16	12
1981 Mike Tice	16	11	1992 Tracy Johnson	16	18
1982 Eric Lane	9	6	1993 Michael Bates	16	22
Ken McAlister	9	6	1994 Dean Wells	15	16
1983 Don Dufek	14	18	1995 Mack Strong	16	19
1984 Sam Merriman	16	21	1996 Jay Bellamy	16	34
1985 John Kaiser	16	14	1997 Tim Hauck	16	22
1986 Eric Lane	15	16	1998 Kerry Joseph	16	14
1987 David Hollis	11	10	1999 James Logan	16	18

TOP SINGLE-GAME PERFORMANCES

(CHRONOLOGICAL)

RUSHING

PLAYER	OPPONENT	ATT	YDS	AVG.	LG	TD
1. *Sherman Smith	vs. Atlanta 11/7/76	14	124	8.9	53t	1
2. David Sims	at N.Y. Jets 9/17/78	23	121	5.3	25	3
3. David Sims	at Green Bay 10/15/78	22	104	4.7	12	1
4. Sherman Smith	at Chicago 11/5/78	23	152	6.6	67t	2
5. David Sims	vs. Baltimore 11/12/78	14	106	7.6	44t	2
6. Al Hunter	vs. Kansas City 12/17/78	27	133	4.9	55t	2
7. Dan Doornink	at Atlanta 10/29/79	21	122	5.8	26t	2
8. Jim Jodat	at Washington 9/28/80	22	117	5.3	12	0
9. Theotis Brown	at N.Y. Jets 10/25/81	14	104	7.4	43	0
10. *Curt Warner	at N.Y. Jets 9/11/83	25	128	5.1	31	2
11. *Curt Warner	vs. San Diego 9/18/83	22	109	5.9	23	2
12. *Curt Warner	at L.A. Raiders 10/30/83	23	101	4.4	24	1
13. *Curt Warner	vs. Denver 11/6/83	24	135	5.6	23	0
14. *Curt Warner	vs. Kansas City 11/27/83 (OT)	32	207	6.5	28	3
15. *Curt Warner	vs. New England 12/18/83	26	116	4.5	14	0
16. Eric Lane	at Minnesota 9/30/84	14	113	8.1	40t	1
17. Curt Warner	at San Diego 9/15/85	28	169	6.0	21	2
18. Curt Warner	at Denver 10/20/85 (OT)	27	136	5.0	19	0
19. Curt Warner	vs. New England 11/17/85	24	105	4.4	24	0
20. Curt Warner	vs. Pittsburgh 9/7/86	21	114	5.4	31	0
21. Curt Warner	at Washington 9/28/86	16	106	6.6	29	1
22. Curt Warner	vs. San Diego 10/6/86	28	142	5.1	21	0
23. Curt Warner	at Denver 10/26/86	21	139	6.6	14	0
24. Curt Warner	at Dallas 11/27/86	22	122	5.5	19	1
25. Curt Warner	vs. L.A. Raiders 12/8/86	23	116	5.0	18	2
26. Curt Warner	vs. Denver 12/20/86	24	192	8.0	60t	3
27. John L. Williams	vs. Kansas City 9/20/87	15	112	7.5	48	1
28. Curt Warner	at L.A. Raiders 10/25/87	29	112	3.9	9	2
29. Curt Warner	vs. Green Bay 11/15/87	25	123	4.9	57	1
30. Curt Warner	vs. San Diego 11/22/87	23	119	5.2	27	1
31. Curt Warner	at Atlanta 10/2/88	22	110	5.0	21	1
32. John L. Williams	vs. Houston 11/13/88	13	102	7.8	44t	1
33. Curt Warner	vs. L.A. Raiders 11/28/88	27	130	4.8	26	0
John L. Williams	vs. L.A. Raiders 11/28/88	17	105	6.2	24	0
35. Curt Warner	vs. Denver 12/11/88	23	126	5.5	18	4
John L. Williams	vs. Denver 12/11/88	20	109	5.5	18	0
37. Curt Warner	at L.A. Raiders 10/1/89	21	102	4.8	21	1
38. Derrick Fenner	at Denver 9/23/90 (OT)	22	144	6.5	28	3
39. Derrick Fenner	at Green Bay 12/9/90	20	112	5.5	36	1
40. John L. Williams	vs. Denver 11/24/91	17	109	6.4	42	0
41. Chris Warren	at New England 9/20/92	24	122	5.1	33	1
42. Chris Warren	vs. Washington 11/8/92	19	103	5.4	36	0
43. Chris Warren	vs. Kansas City 11/22/92	20	154	7.7	35	1
44. Chris Warren	at New England 9/19/93	36	174	4.5	17	1
45. Chris Warren	vs. Cleveland 11/14/93	24	112	4.7	20	0
46. Chris Warren	vs. Phoenix 12/19/93 (OT)	27	168	6.2	45	1
47. Jon Vaughn	vs. Pittsburgh 12/26/93	26	131	5.0	37	0
48. Chris Warren	at Washington 9/4/94	22	100	4.5	13	2
49. Chris Warren	vs. Pittsburgh 9/25/94	26	126	4.8	28	1
50. Chris Warren	at Kansas City 10/23/94	19	117	6.2	41	0
51. Chris Warren	at Denver 11/13/94	18	122	6.8	23	1
52. Chris Warren	vs. Tampa Bay 11/20/94	16	116	7.3	31	0

PLAYER	OPPONENT	ATT	YDS	AVG.	LG	TD
53. Chris Warren	at Houston 12/11/94	30	185	6.2	33	1
54. Chris Warren	vs. L.A. Raiders 12/18/94	24	122	5.1	33	1
55. John L. Williams	at Kansas City 1/2/94	16	102	6.4	38	1
56. Chris Warren	vs. Cincinnati 9/17/95	24	109	4.5	30	1
57. Chris Warren	vs. Denver 10/1/95	24	115	4.8	18	3
58. Chris Warren	vs. San Diego 10/22/95	18	112	6.2	17	2
59. Chris Warren	at Arizona 10/29/95 (OT)	23	127	5.5	52	0
60. Chris Warren	at Jacksonville 11/12/95	27	121	4.5	29	1
61. Chris Warren	at Washington 11/19/95	29	136	4.7	14	1
62. Chris Warren	at Denver 12/10/95	18	101	5.6	24	1
63. Chris Warren	vs. Oakland 12/17/95	17	105	6.2	35	3
64. Chris Warren	vs. Green Bay 9/29/96	18	103	5.7	37	1
65. Lamar Smith	at Detroit 10/17/96	33	148	4.5	18	1
66. Chris Warren	vs. San Diego 10/27/96	19	146	7.7	50	1
67. Chris Warren	vs. Buffalo 12/8/96	21	116	5.5	51	0
68. Steve Broussard	vs. Tennessee 10/5/97	6	138	23.0	77	2
69. *Ahman Green	at Philadelphia 9/6/98	6	100	16.7	64	1
70. Ricky Watters	vs. Arizona 9/13/98	22	105	4.8	17	0
71. Ricky Watters	vs. Washington 9/20/98	24	136	5.7	33	1
72. Ricky Watters	vs. Kansas City 11/8/98	24	105	4.4	13	2
73. Ricky Watters	vs. Indianapolis 12/20/98	32	178	4.2	38	1
74. Ricky Watters	at Green Bay 11/1/99	31	125	4.0	45	0
75. Ricky Watters	vs. Cincinnati 11/7/99	27	133	4.9	19t	1
76. Ricky Watters	at Kansas City 11/21/99	24	107	4.5	45	2
77. Ricky Watters	at Denver 12/19/99	16	115	7.2	26	1

* Rookie

100 YARDS: Warren 24, Warner 23, Watters 8, Williams 6, Sims 3, Fenner 2, S. Smith 2, Broussard 1, Brown 1, Doornink 1, Hunter 1, Jodat 1, Lane 1, L. Smith 1, Vaughn 1, Green 1.

PASSING


PLAYER	OPPONENT	ATT	CMP	YDS	LG	TD	INT
1. Jim Zorn	vs. San Diego 9/3/78	32	21	329	64t	2	1
2. Jim Zorn	at Green Bay 10/15/78	32	17	308	48t	1	2
3. Jim Zorn	vs. New Orleans 11/18/79	33	24	384	51t	4	0
4. Jim Zorn	vs. Denver 12/8/79	39	22	308	58	2	2
5. Jim Zorn	at Oakland 12/16/79	35	23	314	65t	2	1
6. Jim Zorn	vs. New England 9/21/80	36	20	312	40	4	1
7. Jim Zorn	vs. Kansas City 9/27/81	47	31	308	23	1	0
8. Jim Zorn	at Oakland 9/20/81	43	24	327	36t	1	1
9. Jim Zorn	at Denver 11/21/82	41	22	318	35t	1	1
10. Dave Krieg	at Denver 11/20/83	42	31	418	50t	3	4
11. Dave Krieg	at Green Bay 10/21/84	35	22	310	31	2	2
12. Dave Krieg	at Denver 11/25/84	44	30	406	80t	3	0
13. Dave Krieg	vs. Denver 12/15/84	50	30	334	30	2	2
14. Dave Krieg	at San Diego 9/15/85	32	22	307	40	5	0
15. Dave Krieg	vs. Atlanta 10/13/85	51	33	405	54	4	1
16. Dave Krieg	at San Diego 12/14/86	21	15	305	72t	4	0
17. Bruce Mathison	vs. Miami 10/4/87	42	20	326	47	2	3
18. Jeff Kemp	at Detroit 10/18/87	27	20	344	55	4	1
19. *Kelly Stouffer	vs. New Orleans 10/16/88	46	27	370	52	1	1
20. Dave Krieg	at L.A. Raiders 12/18/88	32	19	410	75t	4	1
21. Dave Krieg	vs. San Diego 10/29/89	49	27	311	24	1	2
22. Dave Krieg	at Kansas City 11/11/90	23	16	306	54t	2	0
23. Jeff Kemp	at Denver 9/15/91	50	21	322	47	0	2
24. Dave Krieg	at San Diego 11/10/91	39	29	379	49	2	1
25. John Friesz	vs. Houston 11/3/96	38	24	323	44	1	2
26. Warren Moon	vs. Oakland 10/26/97	44	28	409	45	5	0

* Rookie

300 Yards: Krieg 11, Zorn 9, Kemp 2, Friesz 1, Mathison 1, Moon 1, Stouffer 1

RECEIVING

PLAYER	OPPONENT	No	Yds	Avg.	LG	TD
1. Sam McCullum	vs. St. Louis 9/12/76	4	112	28.0	72t	2
2. * Steve Largent	vs. San Francisco 9/26/76	7	128	18.3	41	1
3. Steve Raible	at Minnesota 11/14/76	3	112	37.7	80t	1
4. * Steve Largent	vs. New Orleans 11/21/76	6	101	16.8	22	1
5. * David Sims	at Cincinnati 9/25/77	4	105	26.3	82t	1
6. Steve Largent	vs. Buffalo 10/30/77	4	134	33.5	48t	2
7. Duke Ferguson	vs. Buffalo 10/30/77	4	113	28.3	45	1
8. Steve Largent	vs. San Diego 11/27/77	4	116	29.0	74t	2
9. Steve Largent	vs. San Diego 9/3/78	6	127	21.2	33t	1
10. Steve Largent	at Green Bay 10/15/78	6	127	21.2	48t	1
11. Steve Largent	at Chicago 11/5/78	6	126	21.0	31	2
12. Steve Largent	vs. Cleveland 12/3/78	8	108	13.5	27	1
13. Steve Largent	vs. L.A. Raiders 9/16/79	5	139	27.8	40t	2
14. Steve Largent	at Denver 9/23/79	6	110	18.3	42	0
15. Steve Largent	vs. Houston 10/21/79	6	135	22.5	55t	2
16. Steve Largent	vs. New Orleans 11/18/79	9	146	16.2	34t	2
17. Steve Largent	at Atlanta 10/29/79	6	127	21.2	53	0
18. Steve Largent	at Kansas City 12/2/79	9	120	13.3	28	2
19. Sam McCullum	vs. Denver 12/8/79	5	102	20.4	58	0
20. Sam McCullum	at Oakland 12/16/79	8	173	21.6	65t	1
21. Steve Largent	vs. New England 9/21/80	6	127	21.2	31t	2
22. Sam McCullum	at N.Y. Jets 10/19/80	5	107	21.4	58	0
23. Steve Largent	at Oakland 10/26/80	4	142	35.5	67t	1
24. Steve Largent	vs. Philadelphia 11/02/80	6	101	16.8	27	1
25. Steve Largent	vs. N.Y. Giants 12/7/80	8	139	17.4	34t	1
26. Steve Largent	at Cincinnati 9/6/81	8	114	14.3	36	1
27. Sam McCullum	at Oakland 9/20/81	6	122	20.3	36t	1
28. +*David Hughes	vs. Kansas City 9/27/81	12	103	8.6	22	0
29. Steve Largent	vs. San Diego 10/4/81	5	118	23.6	34	1
30. Steve Largent	vs. N.Y. Jets 12/6/81	7	169	24.1	57	1
31. Paul Johns	at Denver 11/21/82	5	103	20.6	35	0
32. Steve Largent	vs. Pittsburgh 11/28/82	5	109	21.8	45	0
33. Steve Largent	vs. Chicago 12/12/82	8	111	13.9	34	0
34. Steve Largent	vs. San Diego 9/18/83	8	116	14.5	41t	2
35. Steve Largent	vs. Washington 9/25/83	8	130	19.3	45	2
36. Charle Young	at San Diego 10/9/83	7	140	20.0	43	0
37. Paul Johns	vs. Pittsburgh 10/23/83	6	118	19.7	28t	1
38. Steve Largent	at St. Louis 11/13/83	8	155	19.4	45	3
39. Paul Johns	at Denver 11/20/83	9	116	12.9	20	0
40. Steve Largent	vs. New England 12/18/83	7	133	19.0	46	1
41. Paul Johns	at New England 9/16/84	8	105	13.1	25	0
42. Steve Largent	at Minnesota 9/30/84	8	130	16.3	30	1
43. Steve Largent	vs. Buffalo 10/14/84	5	106	21.2	51t	2
44. Steve Largent	at Green Bay 10/21/84	7	129	18.4	31	1
45. Steve Largent	at Denver 11/25/84	12	191	15.9	65	1
46. Steve Largent	vs. Detroit 12/2/84	8	104	13.0	22	2
47. Daryl Turner	at San Diego 9/15/85	7	121	17.3	34	4
48. Steve Largent	at New Orleans 11/10/85	5	110	22.0	43	0
49. Steve Largent	vs. New England 11/17/85	8	138	17.3	27	0
50. Steve Largent	vs. Kansas City 12/01/85	7	101	14.4	31	1
51. Steve Largent	vs. Atlanta 10/13/85	8	103	12.9	27	1
52. Ray Butler	at New England 9/21/86	3	128	42.7	67t	2
53. Byron Franklin	vs. San Diego 10/6/86	5	118	23.6	46t	1
54. Steve Largent	vs. N.Y. Jets 11/2/86	7	108	15.4	30	1
55. Steve Largent	at Cincinnati 11/16/86	7	102	14.6	28	0
56. Steve Largent	vs. Denver 12/20/86	6	101	16.8	27	0
57. Jimmy Teal	vs. Miami 10/4/87	9	137	15.2	47	0
58. Steve Largent	at Detroit 10/18/87	15	261	17.4	55	3
59. Ray Butler	vs. Denver 12/13/87	6	107	17.8	40t	2



John L. Williams (1986-93)

PLAYER	OPPONENT	No	Yds	Avg.	LG	TD
60. +John L. Williams	at Chicago 12/20/87	8	117	14.6	75t	1
61. *Brian Blades	vs. New Orleans 10/16/88	8	145	18.1	52	1
62. Brian Blades	at L.A. Raiders 12/11/88	4	123	30.8	55	2
63. +John L. Williams	at L.A. Raiders 12/18/88	7	180	25.7	75t	1
64. Brian Blades	vs. Phoenix 9/17/89	9	146	16.2	28	1
65. Brian Blades	at L.A. Raiders 10/1/89	7	113	16.1	32	1
66. Brian Blades	vs. San Diego 10/29/89	10	117	11.7	21	1
67. Brian Blades	at Denver 11/26/89	8	122	15.3	29	0
68. Brian Blades	at Cincinnati 12/10/89	6	107	17.8	60t	1
69. +John L. Williams	vs. L.A. Raiders 12/17/89	12	129	10.8	36	1
70. +John L. Williams	at San Diego 11/25/90	9	110	12.2	60	0
71. Tommy Kane	at Miami 12/16/90	10	162	16.2	25	0
72. Brian Blades	at New Orleans 9/1/91	12	160	13.3	31	2
73. Brian Blades	at Denver 9/15/91	5	107	21.4	47	1
74. Tommy Kane	at Denver 9/15/91	6	122	20.3	38	0
75. Tommy Kane	at Pittsburgh 10/20/91	6	102	17.0	60t	0
76. Brian Blades	at San Diego 11/10/91	8	131	16.4	39	0
77. Brian Blades	vs. San Diego 12/27/92	6	103	17.2	37	0
78. Brian Blades	vs. San Diego 10/3/93	10	132	13.2	20	1
79. Brian Blades	vs. Kansas City 12/5/93	7	134	19.1	41	0
80. Kelvin Martin	at Indianapolis 10/2/94	8	104	13.0	30t	1
81. Brian Blades	vs. Kansas City 11/27/94	7	141	20.1	34	0
82. Brian Blades	vs. Kansas City 9/3/95	8	107	13.4	23	1
83. *Joey Galloway	at Buffalo 10/15/95	5	102	20.4	54t	1
84. Brian Blades	vs. N.Y. Giants 11/5/95	6	153	25.5	44	2
85. *Joey Galloway	at Jacksonville 11/12/95	5	114	22.8	38	2
86. Brian Blades	at Denver 12/10/95	7	127	18.1	49	0
87. *Joey Galloway	vs. Oakland 12/17/95	5	108	21.6	43	1
88. Joey Galloway	at Miami 10/6/96	5	137	27.4	65t	2
89. Joey Galloway	at Denver 12/1/96	5	108	21.6	43	0
90. Joey Galloway	vs. San Diego 9/21/97	5	106	21.2	53	1
91. James McKnight	vs. Oakland 10/26/97	4	100	25.0	42t	1
92. Joey Galloway	vs. Oakland 10/26/97	7	117	16.7	45	3
93. Joey Galloway	vs. San Francisco 12/21/97	6	101	16.8	37	2
94. Joey Galloway	at Philadelphia 9/6/98	6	142	23.7	35t	2
95. Joey Galloway	at Pittsburgh 9/27/98	7	139	19.9	40	0
96. Joey Galloway	at San Diego 10/25/98	4	130	32.5	81t	1

PLAYER	OPPONENT	NO	YDS	AVG.	LG	TD
97. James McKnight	vs Tennessee 11/29/98	5	113	22.6	59t	1
98. Joey Galloway	at New York Jets 12/6/98	2	127	63.5	70t	2
99. Derrick Mayes	at Chicago 9/19/99	7	137	19.6	34t	1
100. Sean Dawkins	at Pittsburgh 9/26/99	5	105	21.0	43	0
101. Derrick Mayes	vs. Buffalo 10/24/99	6	105	17.5	43	2
102. Sean Dawkins	at Kansas City	5	114	22.8	45	1

* Rookie; + Running Back

100 Yards: Largent 40, Blades 17, Galloway 12, McCullum 5, Johns 4, Williams 4, Kane 3, Butler 2, Dawkins 2, Mayes 2, McKnight 2, Ferguson 1, Franklin 1, Hughes 1, Martin 1, Raible 1, Sims 1, Teal 1, Turner 1, C. Young 1

SACKS

PLAYER	OPPONENT	SACKS	YARDS
1. Bill Gregory	vs. Denver 10/29/78	3.0	10.0
2. Jacob Green	vs. L.A. Raiders 10/16/83	3.5	24.5
3. Jacob Green	vs. New England 12/18/83	3.0	29.0
4. Jacob Green	vs. Cleveland 9/3/84	3.0	24.0
5. Jeff Bryant	vs. Detroit 12/2/84	3.0	19.0
6. Jacob Green	vs. Cleveland 12/8/85	3.0	15.0
7. Jacob Green	vs. N.Y. Giants 10/19/86	4.0	29.0
8. Jacob Green	vs. Philadelphia 11/23/86	3.0	12.0
9. Fredd Young	vs. Philadelphia 11/23/86	3.0	17.0
10. Jacob Green	vs. Kansas City 9/11/88	3.0	28.0
11. Rufus Porter	vs. San Diego 10/15/89	3.0	20.0
12. Jacob Green	vs. Detroit 12/30/90	3.0	14.0
13. Rufus Porter	vs. Denver 11/24/91	3.0	16.0
14. Cortez Kennedy	at New England 9/20/92	3.0	23.0
15. Michael Sinclair	vs. San Diego 10/3/93	3.0	23.0
16. Michael Sinclair	vs. Denver 9/8/96	3.0	19.0
17. Michael Sinclair	vs. Kansas City 9/15/96	4.0	13.0
18. Michael Sinclair	vs. Buffalo 12/8/96	3.0	15.0
19. Michael McCrary	at Jacksonville 12/15/96	3.0	13.0
20. Michael McCrary	at Oakland 12/22/96	4.0	15.0
21. Chad Brown	at Indianapolis 9/14/97	3.0	27.0
22. Cortez Kennedy	at Green Bay 11/1/99	3.0	30.0

* Rookie

3.0 or More: Green 8, Sinclair 4, Kennedy 2, McCrary 2, Porter 2, Brown 1, Bryant 1, Gregory 1, Young 1



Steve Broussard (1995-98)

TOP SINGLE-GAME PERFORMANCES

RUSHING

PLAYER	OPPONENT	ATT	Yds	AVG.	LG	TD
1. *Curt Warner	vs. Kansas City 11/27/83 (OT)	32	207	6.5	28	3
2. Curt Warner	vs. Denver 12/20/86	24	192	8.0	60t	3
3. Chris Warren	at Houston 12/11/94	30	185	6.2	33	1
4. Ricky Watters	vs. Indianapolis 12/20/98	32	178	4.2	38	1
5. Chris Warren	at New England 9/19/93	36	174	4.5	17	1
6. Curt Warner	at San Diego 9/15/85	28	169	6.0	21	2
7. Chris Warren	vs. Phoenix 12/19/93 (OT)	27	168	6.2	45	1
8. Chris Warren	vs. Kansas City 11/22/92	20	154	7.7	35	1
9. Sherman Smith	at Chicago 11/5/78	23	152	6.6	67t	2
10. Lamar Smith	at Detroit 10/17/96	33	148	4.5	18	1
11. Chris Warren	vs. San Diego 10/27/96	19	146	7.7	50	1
12. Derrick Fenner	at Denver 9/23/90 (OT)	22	144	6.5	28	3
13. Curt Warner	vs. San Diego 10/6/86	28	142	5.1	21	0
14. Curt Warner	at Denver 10/26/86	21	139	6.6	14	0
15. Steve Broussard	vs. Tennessee 10/5/97	6	138	23.0	77	2
16. Curt Warner	at Denver 10/20/85 (OT)	27	136	5.0	19	0
Chris Warren	at Washington 11/19/95	29	136	4.7	14	1
Ricky Watters	vs. Washington 9/20/98	24	136	5.7	33	1
19. *Curt Warner	vs. Denver 11/6/83	24	135	5.6	23	0
20. Ricky Watters	vs. Cincinnati 11/8/99	27	133	4.9	19t	1
Al Hunter	vs. Kansas City 12/17/78	27	133	4.9	55t	2
22. Jon Vaughn	vs. Pittsburgh 12/26/93	26	131	5.0	37	0
23. Curt Warner	vs. L.A. Raiders 11/28/88	27	130	4.8	26	0
24. *Curt Warner	at N.Y. Jets 9/11/83	25	128	5.1	31	2
25. Chris Warren	at Arizona 10/29/95 (OT)	23	127	5.5	52	0
26. Curt Warner	vs. Denver 12/11/88	23	126	5.5	18	4
Chris Warren	vs. Pittsburgh 9/25/94	26	126	4.8	28	1
28. Ricky Watters	at Green Bay 11/1/99	31	125	4.0	45	2
29. *Sherman Smith	vs. Atlanta 11/7/76	14	124	8.9	53t	1
30. Curt Warner	vs. Green Bay 11/15/87	25	123	4.9	57	1
31. Dan Doornink	at Atlanta 10/29/79	21	122	5.8	26t	2
Curt Warner	at Dallas 11/27/86	22	122	5.5	19	1
Chris Warren	at New England 9/20/92	24	122	5.1	24	1
Chris Warren	vs. L.A. Raiders 12/18/94	24	122	5.1	33	1
Chris Warren	at Denver 11/13/94	18	122	6.8	23	1
36. David Sims	at N.Y. Jets 9/17/78	23	121	5.3	25	3
Chris Warren	at Jacksonville 11/12/95	27	121	4.5	29	1
38. Curt Warner	vs. San Diego 11/22/87	23	119	5.2	27	1
39. Jim Jodat	at Washington 9/28/80	22	117	5.3	12	0
Chris Warren	at Kansas City 10/23/94	19	117	6.2	41	0
41. *Curt Warner	vs. New England 12/18/83	26	116	4.5	14	0
Curt Warner	vs. L.A. Raiders 12/8/86	23	116	5.0	18	2
Chris Warren	vs. Tampa Bay 11/20/94	16	116	7.3	31	0
Chris Warren	vs. Buffalo 12/8/96	21	116	5.5	51	0
45. Ricky Watters	at Denver 12/19/99	15	115	7.2	26	1
Chris Warren	vs. Denver 10/1/95	24	115	4.8	18	3
47. Curt Warner	vs. Pittsburgh 9/7/86	21	114	5.4	31	0
48. Eric Lane	at Minnesota 9/30/84	14	113	8.1	40t	1
49. John L. Williams	vs. Kansas City 9/20/87	15	112	7.5	48	1
Curt Warner	at L.A. Raiders 10/25/87	29	112	3.9	9	2
Derrick Fenner	at Green Bay 12/9/90	20	112	5.5	36	1
Chris Warren	vs. Cleveland 11/14/93	24	112	4.7	20	0
Chris Warren	vs. San Diego 10/22/95	18	112	6.2	17	2

	PLAYER	OPPONENT	ATT	YDS	AVG.	LG	TD
54.	Curt Warner	at Atlanta 10/2/88	22	110	5.0	21	1
55.	*Curt Warner	vs. San Diego 9/18/83	22	109	5.9	23	2
	John L. Williams	vs. Denver 12/11/88	20	109	5.5	18	0
	John L. Williams	vs. Denver 11/24/91	17	109	6.4	42	0
	Chris Warren	vs. Cincinnati 9/17/95	24	109	4.5	30	1
59.	Ricky Watters	at Kansas City 11/21/99	24	107	4.5	45	2
60.	David Sims	vs. Baltimore 11/12/78	14	106	7.6	44t	2
	Curt Warner	at Washington 9/28/86	16	106	6.6	29	1
62.	Curt Warner	vs. New England 11/17/85	24	105	4.4	24	0
	John L. Williams	vs. L.A. Raiders 11/28/88	17	105	6.2	24	0
	Chris Warren	vs. Oakland 12/17/95	17	105	6.2	35	3
	Ricky Watters	vs. Arizona 9/13/98	22	105	4.8	17	0
	Ricky Watters	vs. Kansas City 11/8/98	24	105	4.4	13	2
67.	David Sims	at Green Bay 10/15/78	22	104	4.7	12	1
	Theotis Brown	at N.Y. Jets 10/25/81	14	104	7.4	43	0
69.	Chris Warren	vs. Washington 11/8/92	19	103	5.4	36	0
	Chris Warren	vs. Green Bay 9/29/96	18	103	5.7	37	1
71.	John L. Williams	vs. Houston 11/13/88	13	102	7.8	44t	1
	Curt Warner	at L.A. Raiders 10/1/89	21	102	4.8	21	1
	John L. Williams	at Kansas City 1/2/94	16	102	6.4	38	1
74.	*Curt Warner	at L.A. Raiders 10/30/83	23	101	4.4	24	1
	Chris Warren	at Denver 12/10/95	18	101	5.6	24	1
76.	Chris Warren	at Washington 9/4/94	22	100	4.5	13	2
	*Ahman Green	at Philadelphia 9/6/98	6	100	16.7	64	1
	*Rookie						

100 YARDS: Warren 24, Warner 23, Watters 8, Williams 6, Sims 3, Fenner 2, S. Smith 2, Broussard 1, Brown 1, Doornink 1, Hunter 1, Jodat 1, Lane 1, L. Smith 1, Vaughn 1, Green 1.

PASSING

	PLAYER	OPPONENT	ATT	CMP	YDS	LG	TD	INT
1.	Dave Krieg	at Denver 11/20/83	42	31	418	50t	3	4
2.	Dave Krieg	at L.A. Raiders 12/18/88	32	19	410	75t	4	1
3.	Warren Moon	vs. Oakland 10/26/97	44	28	409	45	5	0
4.	Dave Krieg	at Denver 11/25/84	44	30	406	80t	3	0
5.	Dave Krieg	vs. Atlanta 10/13/85	51	33	405	54	4	1
6.	Jim Zorn	vs. New Orleans 11/18/79	33	24	384	51t	4	0
7.	Dave Krieg	at San Diego 11/10/91	39	29	379	49	2	1
8.	*Kelly Stouffer	vs. New Orleans 10/16/88	46	27	370	52	1	1
9.	Jeff Kemp	at Detroit 10/18/87	27	20	344	55	4	1
10.	Dave Krieg	vs. Denver 12/15/84	50	30	334	30	2	2
11.	Jim Zorn	vs. San Diego 9/3/78	32	21	329	64t	2	1
12.	Jim Zorn	at Oakland 9/20/81	43	24	327	36t	1	1
13.	Bruce Mathison	vs. Miami 10/4/87	42	20	326	47	2	3
14.	John Friesz	vs. Houston 11/3/96	38	24	323	44	1	2
15.	Jeff Kemp	at Denver 9/15/91	50	21	322	47	0	2
16.	Jim Zorn	at Denver 11/21/82	41	22	318	35t	1	1
17.	Jim Zorn	at Oakland 12/16/79	35	23	314	65t	2	1
18.	Jim Zorn	vs. New England 9/21/80	36	20	312	40	4	1
19.	Dave Krieg	vs. San Diego 10/29/89	49	27	311	24	1	2
20.	Dave Krieg	at Green Bay 10/21/84	35	22	310	31	2	2
21.	Jim Zorn	at Green Bay 10/15/78	32	17	308	48t	1	2
	Jim Zorn	vs. Denver 12/8/79	39	22	308	58	2	2
	Jim Zorn	vs. Kansas City 9/27/81	47	31	308	23	1	0
24.	Dave Krieg	at San Diego 9/15/85	32	22	307	40	5	0
25.	Dave Krieg	at Kansas City 11/11/90	23	16	306	54t	2	0
26.	Dave Krieg	at San Diego 12/14/86	21	15	305	72t	4	0
	*Rookie							

300 Yards: Krieg 11, Zorn 9, Kemp 2, Friesz 1, Mathison 1, Moon 1, Stouffer 1

RECEIVING

PLAYER	OPPONENT	NO	YDS	AVG.	LG	TD
1. Steve Largent	at Detroit 10/18/87	15	261	17.4	55	3
2. Steve Largent	at Denver 11/25/84	12	191	15.9	65	1
3. +John L. Williams	at L.A. Raiders 12/18/88	7	180	25.7	75t	1
4. Sam McCullum	at Oakland 12/16/79	8	173	21.6	65t	1
5. Steve Largent	vs. N.Y. Jets 12/6/81	7	169	24.1	57	1
6. Tommy Kane	at Miami 12/16/90	10	162	16.2	25	0
7. Brian Blades	at New Orleans 9/1/91	12	160	13.3	31	2
8. Steve Largent	at St. Louis 11/13/83	8	155	19.4	45	3
9. Brian Blades	vs. N.Y. Giants 11/5/95	6	153	25.5	44	2
10. Steve Largent	vs. New Orleans 11/18/79	9	146	16.2	34t	2
Brian Blades	vs. Phoenix 9/17/89	9	146	16.2	28	1
12. *Brian Blades	vs. New Orleans 10/16/88	8	145	18.1	52	1
13. Steve Largent	at Oakland 10/26/80	4	142	35.5	67t	1
Joey Galloway	at Philadelphia 9/6/98	6	142	23.7	35t	2
15. Brian Blades	vs. Kansas City 11/27/94	7	141	20.1	34	0
16. Charle Young	at San Diego 10/9/83	7	140	20.0	43	0
17. Steve Largent	vs. L.A. Raiders 9/16/79	5	139	27.8	40t	2
Steve Largent	vs. N.Y. Giants 12/7/80	8	139	17.4	34t	1
Joey Galloway	at Pittsburgh 9/27/98	7	139	19.9	40	0
20. Steve Largent	vs. New England 11/17/85	8	138	17.3	27	0
21. Derrick Mayes	at Chicago 9/19/99	7	137	19.6	34t	1
Jimmy Teal	vs. Miami 10/4/87	9	137	15.2	47	0
Joey Galloway	at Miami 10/6/96	5	137	27.4	65t	2
24. Steve Largent	vs. Houston 10/21/79	6	135	22.5	55t	2
25. Steve Largent	vs. Buffalo 10/30/77	4	134	33.5	48t	2
Brian Blades	vs. Kansas City 12/5/93	7	134	19.1	41	0
27. Steve Largent	vs. New England 12/18/83	7	133	19.0	46	1
28. Brian Blades	vs. San Diego 10/3/93	10	132	13.2	20	1
29. Brian Blades	at San Diego 11/10/91	8	131	16.4	39	0
30. Steve Largent	vs. Washington 9/25/83	8	130	19.3	45	2
Steve Largent	at Minnesota 9/30/84	8	130	16.3	30	1
Joey Galloway	at San Diego 10/25/98	4	130	32.5	81t	1
33. Steve Largent	at Green Bay 10/21/84	7	129	18.4	31	1
+John L. Williams	vs. L.A. Raiders 12/17/89	12	129	10.8	36	1
35. *Steve Largent	vs. San Francisco 9/26/76	7	128	18.3	41	1
Ray Butler	at New England 9/21/86	3	128	42.7	67t	2
37. Steve Largent	vs. San Diego 9/3/78	6	127	21.2	33t	1
Steve Largent	at Green Bay 10/15/78	6	127	21.2	48t	1
Steve Largent	at Atlanta 10/29/79	6	127	21.2	53	0
Steve Largent	vs. New England 9/21/80	6	127	21.2	31t	2
Brian Blades	at Denver 12/10/95	7	127	18.1	49	0
Joey Galloway	at New York Jets 12/6/98	2	127	63.5	70t	2
43. Steve Largent	at Chicago 11/5/78	6	126	21.0	31	2
44. Brian Blades	at L.A. Raiders 12/11/88	4	123	30.8	55	2
45. Sam McCullum	at Oakland 9/20/81	6	122	20.3	36t	1
Brian Blades	at Denver 11/26/89	8	122	15.3	29	0
Tommy Kane	at Denver 9/15/91	6	122	20.3	38	0
48. Daryl Turner	at San Diego 9/15/85	7	121	17.3	34	4
49. Steve Largent	at Kansas City 12/2/79	9	120	13.3	28	2
50. Steve Largent	vs. San Diego 10/4/81	5	118	23.6	34	1
Paul Johns	vs. Pittsburgh 10/23/83	6	118	19.7	28t	1
Byron Franklin	vs. San Diego 10/6/86	5	118	23.6	46t	1
53. +John L. Williams	at Chicago 12/20/87	8	117	14.6	75t	1
Brian Blades	vs. San Diego 10/29/89	10	117	11.7	21	1
Joey Galloway	vs. Oakland 10/26/97	7	117	16.7	45	3
56. Steve Largent	vs. San Diego 11/27/77	4	116	29.0	74t	2
Steve Largent	vs. San Diego 9/18/83	8	116	14.5	41t	2
Paul Johns	at Denver 11/20/83	9	116	12.9	20	0
59. Sean Dawkins	at Kansas City 11/21/99	5	114	22.8	45t	1



Edwin Bailey (1981-91) & Steve Largent (1976-89)

	PLAYER	OPPONENT	No	Yds	AVG.	LG	TD
	Steve Largent	at Cincinnati 9/6/81	8	114	14.3	36	1
	*Joey Galloway	at Jacksonville 11/12/95	5	114	22.8	38	2
62.	Duke Ferguson	vs. Buffalo 10/30/77	4	113	28.3	45	1
	Brian Blades	at L.A. Raiders 10/1/89	7	113	16.1	32	1
	James McKnight	vs. Tennessee 11/29/98	5	113	22.6	59t	1
65.	Sam McCullum	vs. St. Louis 9/12/76	4	112	28.0	72t	2
	Steve Raible	at Minnesota 11/14/76	3	112	37.7	80t	1
67.	Steve Largent	vs. Chicago 12/12/82	8	111	13.9	34	0
68.	Steve Largent	at Denver 9/23/79	6	110	18.3	42	0
	Steve Largent	at New Orleans 11/10/85	5	110	22.0	43	0
	+John L. Williams	at San Diego 11/25/90	9	110	12.2	60	0
71.	Steve Largent	vs. Pittsburgh 11/28/82	5	109	21.8	45	0
72.	Steve Largent	vs. Cleveland 12/3/78	8	108	13.5	27	1
	Steve Largent	vs. N.Y. Jets 11/2/86	7	108	15.4	30	1
	*Joey Galloway	vs. Oakland 12/17/95	5	108	21.6	43	1
	Joey Galloway	at Denver 12/1/96	5	108	21.6	43	0
76.	Sam McCullum	at N.Y. Jets 10/19/80	5	107	21.4	58	0
	Ray Butler	vs. Denver 12/13/87	6	107	17.8	40t	2
	Brian Blades	at Cincinnati 12/10/89	6	107	17.8	60t	1
	Brian Blades	at Denver 9/15/91	5	107	21.4	47	1
	Brian Blades	vs. Kansas City 9/3/95	8	107	13.4	23	1
81.	Steve Largent	vs. Buffalo 10/14/84	5	106	21.2	51t	2
	Joey Galloway	vs. San Diego 9/21/97	5	106	21.2	53	1
83.	Sean Dawkins	at Pittsburgh 9/26/99	5	105	21.0	43	0
	Derrick Mayes	vs. Buffalo 10/24/99	6	105	17.5	43t	2
	*David Sims	at Cincinnati 9/25/77	4	105	26.3	82t	1
	Paul Johns	at New England 9/16/84	8	105	13.1	25	0
87.	Steve Largent	vs. Detroit 12/2/84	8	104	13.0	22	2
	Kelvin Martin	at Indianapolis 10/2/94	8	104	13.0	30t	1
89.	+*David Hughes	vs. Kansas City 9/27/81	12	103	8.6	22	0
	Paul Johns	at Denver 11/21/82	5	103	20.6	35	0
	Steve Largent	vs. Atlanta 10/13/85	8	103	12.9	27	1
	Brian Blades	vs. San Diego 12/27/92	6	103	17.2	37	0

	PLAYER	OPPONENT	NO	YDS	AVG.	LG	TD
93.	Sam McCullum	vs. Denver 12/8/79	5	102	20.4	58	0
	Steve Largent	at Cincinnati 11/16/86	7	102	14.6	28	0
	Tommy Kane	at Pittsburgh 10/20/91	6	102	17.0	60t	0
	*Joey Galloway	at Buffalo 10/15/95	5	102	20.4	54t	1
97.	*Steve Largent	vs. New Orleans 11/21/76	6	101	16.8	22	1
	Steve Largent	vs. Philadelphia 11/02/80	6	101	16.8	27	1
	Steve Largent	vs. Kansas City 12/01/85	7	101	14.4	31	1
	Steve Largent	vs. Denver 12/20/86	6	101	16.8	27	0
	Joey Galloway	vs. San Francisco 12/21/97	6	101	16.8	37	2
102.	James McKnight	vs. Oakland 10/26/97	4	100	25.0	42t	1

* Rookie; + Running Back

100 Yards: Largent 40, Blades 17, Galloway 12, McCullum 5, Johns 4, Williams 4, Kane 3, Butler 2, Dawkins 2, Mayes 2, McKnight 2, Ferguson 1, Franklin 1, Hughes 1, Martin 1, Raible 1, Sims 1, Teal 1, Turner 1, C. Young 1

SACKS

	PLAYER	OPPONENT	SACKS	YARDS
1.	Jacob Green	vs. N.Y. Giants 10/19/86	4.0	29.0
	Michael Sinclair	vs. Kansas City 9/15/96	4.0	13.0
	Michael McCrary	at Oakland 12/22/96	4.0	15.0
4.	Jacob Green	vs. L.A. Raiders 10/16/83	3.5	24.5
5.	Bill Gregory	vs. Denver 10/29/78	3.0	10.0
	Jacob Green	vs. New England 12/18/83	3.0	29.0
	Jacob Green	vs. Cleveland 9/3/84	3.0	24.0
	Jeff Bryant	vs. Detroit 12/2/84	3.0	19.0
	Jacob Green	vs. Cleveland 12/8/85	3.0	15.0
	Jacob Green	vs. Philadelphia 11/23/86	3.0	12.0
	Fredd Young	vs. Philadelphia 11/23/86	3.0	17.0
	Jacob Green	vs. Kansas City 9/11/88	3.0	28.0
	Rufus Porter	vs. San Diego 10/15/89	3.0	20.0
	Jacob Green	vs. Detroit 12/30/90	3.0	14.0
	Rufus Porter	vs. Denver 11/24/91	3.0	16.0
	Cortez Kennedy	at New England 9/20/92	3.0	23.0
	Michael Sinclair	vs. San Diego 10/3/93	3.0	23.0
	Michael Sinclair	vs. Denver 9/8/96	3.0	19.0
	Michael Sinclair	vs. Buffalo 12/8/96	3.0	15.0
	Michael McCrary	at Jacksonville 12/15/96	3.0	13.0
	Chad Brown	at Indianapolis 9/14/97	3.0	27.0
22.	Cortez Kennedy	at Green Bay 11/1/99	3.0	30.0

* Rookie

3.0 or More: Green 8, Sinclair 4, Kennedy 2, McCrary 2, Porter 2, Brown 1, Bryant 1, Gregory 1, Young 1



Seahawks' defenders swarm to the ball.

TOP SINGLE-GAME OPPONENT PERFORMANCES

(CHRONOLOGICAL)

RUSHING

PLAYER	TEAM, DATE	ATT	YDS	AVG.	LG	TD
1. Terry Metcalf	St. Louis 9/12/76	16	113	7.1		0
Jim Otis	St. Louis 9/12/76	27	140	5.2	18	1
3. Mike Thomas	Washington 9/19/76	27	143	5.3	24	1
4. Robert Newhouse	Dallas 10/3/76	19	120	6.3		1
5. Sonny Collins	Atlanta 11/7/76	17	100	5.9		0
6. Chuck Foreman	Minnesota 11/14/76	17	100	5.9		0
7. Walter Payton	Chicago 12/5/76	27	183	6.8	44	0
8. Tom Sullivan	at Philadelphia 12/12/76	23	121	5.3		2
9. Lydell Mitchell	Baltimore 9/18/77	32	114	3.6		0
10. Sam Cunningham	at New England 10/9/77	31	101	3.3		0
11. Clarence Davis	at Oakland 11/6/77	18	100	5.6		1
12. Franco Harris	at Pittsburgh 12/4/77	23	103	4.5		0
13. Mike Pruitt	Cleveland 12/18/77	22	127	5.8		1
14. Dexter Bussey	Detroit 9/24/78	20	120	6.0		1
15. Terry Middleton	at Green Bay 10/15/78	23	121	5.3		4
16. Walter Payton	at Chicago 11/5/78	18	109	6.1		1
17. Mike Pruitt	Cleveland 12/3/78	12	113	9.4		0
18. Tony Reed	Kansas City 12/17/78	11	121	11.0		1
19. Ted McKnight	Kansas City 9/30/79	12	147	12.3	84t	2
20. Mike Pruitt	at Cleveland 11/11/79	15	141	9.4	65t	2
21. John Cappelletti	San Diego 9/7/80	16	112	7.0		0
22. Mike Pruitt	Cleveland 10/12/80	24	116	4.8		2
23. Tony Dorsett	at Dallas 11/27/80	24	107	4.5		2
24. Billy Taylor	N.Y. Giants 12/7/80	19	103	5.4		1
25. Earl Campbell	Houston 10/11/81	39	186	4.8	27	2
26. Rob Carpenter	N.Y. Giants 10/18/81	21	116	5.5		1
27. Gerry Ellis	at Green Bay 11/1/81	23	127	5.5		0
28. Chuck Muncie	San Diego 11/16/81	20	151	7.6	73t	2
29. James Hadnot	at Kansas City 11/22/81	10	106	10.6		0
30. Mike Pruitt	Cleveland 9/12/82	30	136	4.5	10	2
31. Earl Campbell	at Houston 9/19/82	30	142	4.7	19	1
32. Marcus Allen	L.A. Raiders 12/5/82	24	156	6.5	53	2
33. Freeman McNeil	at N.Y. Jets 9/11/83	22	146	6.4	19	0
34. Mike Pruitt	at Cleveland 10/2/83	24	107	4.5		0
35. Franco Harris	Pittsburgh 10/23/83	31	132	4.3	11	1
36. Otis Anderson	at St. Louis 11/13/83	29	130	4.5	16	0
37. Tony Dorsett	Dallas 12/4/83	26	117	4.5		2
38. Tony Collins	at New England 9/16/84	20	107	5.4	21	0
39. Walter Payton	Chicago 9/23/84	24	116	4.8	25	0
40. Greg Bell	Buffalo 10/14/84	28	113	4.0	22	0
41. Larry Kinnebrew	at Cincinnati 11/18/84	22	119	5.4	12	0
42. Larry Kinnebrew	at Cincinnati 9/8/85	18	101	5.6		1
43. Eric Dickerson	L.A. Rams 9/23/85	31	151	4.8	43	3
44. Gerald Riggs	Atlanta 10/13/85	23	139	6.0	30	0
45. Freeman McNeil	N.Y. Jets 10/27/85	22	151	6.8	30	0
46. Marcus Allen	L.A. Raiders 11/3/85	19	101	5.3		0
47. Marcus Allen	at L.A. Raiders 12/15/85	27	109	4.0		1
48. George Rogers	at Washington 9/28/86	25	115	4.6		2
49. Joe Morris	N.Y. Giants 10/19/86	24	116	4.8		0
50. Marc Logan	Cincinnati 10/11/87	16	103	6.4		1
51. Bo Jackson	L.A. Raiders 11/30/87	18	221	12.3	91t	2

PLAYER	TEAM, DATE	ATT	Yds	Avg.	LG	TD
52. Frank Pollard	at Pittsburgh 12/6/87	22	106	4.8		1
53. Gary Anderson	at San Diego 9/18/88	19	120	6.3		1
54. Roger Craig	San Francisco 9/25/88	21	107	5.1		0
55. John Settle	at Atlanta 10/2/88	21	115	5.5		0
56. John Stephens	at New England 12/4/88	31	121	3.9		0
57. Christian Okoye	Kansas City 10/8/89	30	156	5.2	21	1
58. Christian Okoye	at Kansas City 11/5/89	37	126	3.4		1
59. Neil Anderson	at Chicago 9/9/90	20	101	5.1		2
60. Bobby Humphrey	at Denver 9/23/90 (OT)	25	129	5.2	26	0
61. Marion Butts	at San Diego 11/25/90	28	128	4.6		0
62. Harold Green	Cincinnati 9/6/92	21	123	5.9		0
63. Barry Foster	at Pittsburgh 12/6/92	33	125	3.8		1
64. Hershal Walker	Philadelphia 12/13/92	23	111	4.8		1
65. Barry Sanders	at Detroit 10/17/93	22	101	4.6	29	0
66. Leonard Russell	Denver 10/9/94	22	103	4.7	22	0
67. Natrone Means	at San Diego 10/30/94	26	104	4.0	20	1
68. Leonard Russell	at Denver 11/13/94	19	109	5.7	22	1
69. Eric Rhett	Tampa Bay 11/20/94	24	111	4.6	27	0
70. Marshall Faulk	Indianapolis 12/4/94	27	129	4.8	45t	1
71. Greg Hill	Kansas City 9/3/95	15	109	7.3	27	0
72. Natrone Means	at San Diego 9/10/95	26	115	4.4	9	0
73. Harvey Williams	at Oakland 10/8/95	19	160	8.4	37	0
74. Adrian Murrell	N.Y. Jets 11/26/95	24	116	4.8	21	1
75. Glyn Milburn	at Denver 12/10/95	18	131	7.3	23	0
76. Greg Hill	at Kansas City 12/24/95	15	109	7.3	27	0
77. Terrell Davis	Denver 9/8/96	28	111	3.9	17	0
78. Barry Sanders	at Detroit 11/17/96	16	134	8.4	40	1
79. Napoleon Kaufman	Oakland 11/24/96	15	104	6.9	21	0
80. Terrell Davis	at Denver 12/1/96	26	106	4.1	16	1
81. Adrian Murrell	N.Y. Jets 8/31/97	24	131	5.5	15	0
82. Terrell Davis	Denver 9/7/97	21	107	5.1	14	1
83. Eddie George	Tennessee 10/5/97	26	116	4.5	22	0
84. Napoleon Kaufman	Oakland 10/26/97	17	112	6.6	55	1
85. Terrell Davis	at Denver 11/2/97	21	101	4.8	19	0
86. Jerome Bettis	at Pittsburgh 9/27/98	28	138	4.9	23	0
87. Terrell Davis	Denver 10/11/98	30	208	6.9	70	1
88. Terrell Davis	at Denver 12/27/98	29	178	6.1	21	0
89. Tyrone Wheatley	Oakland 10/3/99	20	100	5.0	23	1
90. Dorsey Levens	at Green Bay 11/1/99	24	104	4.3	15	0
91. Olandis Gary	at Denver 12/19/99	22	183	8.3	71	0
92. Curtis Martin	at N.Y. Jets 1/2/00	34	158	4.6	50	1

PASSING

PLAYER	TEAM, DATE	ATT	CMP	Yds	TD	INT
1. Ken Stabler	Oakland 9/16/79	37	25	343	1	2
2. Steve DeBerg	at San Francisco 10/7/79	40	31	306	1	1
3. Dan Fouts	at San Diego 10/14/79	35	28	318	3	0
4. Ken Stabler	at Oakland 12/16/79	47	31	342	1	2
5. Dan Fouts	at San Diego 12/13/80	42	29	339	1	2
6. Dan Fouts	at San Diego 10/4/81	41	30	302	3	0
7. Dan Fouts	San Diego 9/18/83	41	21	338	4	3
8. Sipe Brian	at Cleveland 10/2/83	40	25	310	1	3
9. Dan Fouts	at San Diego 10/9/83	36	28	331	1	2
10. Kenney Bill	Kansas City 11/27/83	38	21	311	4	0
11. Jeff Rutledge	at N.Y. Giants 12/11/83	52	29	349	0	2
12. Dan Fouts	San Diego 9/9/84	40	23	332	2	4
13. Wilson Wade	at L.A. Raiders 10/7/84	19	12	309	2	0
14. Lynn Dickey	Green Bay 10/21/84	38	24	364	3	3
15. Kenney Bill	at Kansas City 12/9/84	37	18	312	2	0

PLAYER	TEAM, DATE	ATT	CMP	YDS	TD	INT
16. Dan Fouts	at San Diego 9/15/85	43	29	440	4	1
17. Mark Herrmann	San Diego 10/6/85	35	26	344	3	3
18. John Elway	Denver 12/20/85	42	24	432	1	0
19. Tony Eason	at New England 9/21/86	45	26	424	3	0
20. John Elway	at Denver 10/26/86	32	18	321	1	1
21. Ken O'Brien	N.Y. Jets 11/2/86	32	26	431	4	0
22. Boomer Esiason	at Cincinnati 11/16/86	33	22	334	1	1
23. John Elway	at Denver 9/13/87	32	22	338	4	1
24. John Elway	Denver 12/13/87	42	21	335	1	2
25. Kenney Bill	at Kansas City 12/27/87	35	23	320	3	0
26. Joe Montana	San Francisco 9/25/88	29	20	302	4	1
27. Jim Everett	at L.A. Rams 10/23/88	27	20	311	3	0
28. Jay Schroeder	L.A. Raiders 12/18/88	49	22	354	3	1
29. John Elway	Denver 10/22/89	35	18	344	2	0
30. Randall Cunningham	Philadelphia 12/13/92 (OT)	44	27	365	0	1
31. Warren Moon	at Houston 11/7/93	55	36	369	2	2
32. Steve Beuerlein	Phoenix 12/19/93 (OT)	53	34	431	3	2
33. Jeff Blake	Cincinnati 11/6/94	43	31	387	0	1
34. Jeff Hostetler	at Oakland 10/8/95	33	20	333	2	0
35. Jim Kelley	Buffalo 12/8/96	41	24	324	1	2
36. Eric Zeier	at Baltimore 12/8/97	28	17	302	1	0
37. Trent Green	Washington 9/20/98	54	27	383	0	1
38. Vinny Testaverde	at N.Y. Jets 12/6/98	63	42	418	2	1
39. Peyton Manning	Indianapolis 12/20/98	39	23	335	1	1
40. John Elway	at Denver 12/27/98	36	26	338	4	0
41. Elvis Grbac	at Kansas City 11/21/99	49	30	322	0	1

RECEIVING YARDS

PLAYER	TEAM, DATE	YDS.	NO.	AVG.	LG	TD
1. Willie McGee	San Francisco 9/26/76	104	5	20.8		1
2. James Scott	Chicago 12/5/76	106	3	35.3		2
3. Issac Curtis	at Cincinnati 9/25/77	100	3	33.3		1
4. Morris Owens	Tampa Bay 10/16/77	166	9	18.4	67t	1
5. Duriel Harris	at Miami 9/9/79	117	5	23.4		0
6. Cliff Branch	Oakland 9/16/79	156	7	22.3	47	0
7. Riley Odoms	at Denver 9/23/79	125	5	25.0		0
8. John Jefferson	at San Diego 10/14/79	137	9	15.2		2
9. Henry Childs	New Orleans 11/18/79	121	6	20.2		0
10. Jerome Barkum	N.Y. Jets 11/26/79	103	6	17.2		0
11. Cliff Branch	at Oakland 12/16/79	109	10	10.9		0
12. John Jefferson	San Diego 9/7/80	103	6	17.2		2
13. Stanley Morgan	New England 9/21/80	108	2	54.0		2
14. Charles Smith	Philadelphia 11/2/80	109	5	21.8		1
15. Earnest Gray	N.Y. Giants 12/7/80	114	3	38.0		2
16. John Jefferson	at San Diego 12/13/80	113	8	14.1		1
17. Kellen Winslow	San Diego 11/16/81	106	7	15.1		0
18. Dave Logan	Cleveland 12/20/81	101	5	20.2		1
19. Carlos Carson	at Kansas City 9/4/83	104	7	14.9		1
20. Wesley Walker	at N.Y. Jets 9/11/83	116	3	38.7		1
21. Eric Sievers	San Diego 9/18/83	115	6	19.2		2
22. Todd Christensen	L.A. Raiders 10/16/83	152	11	13.8	22t	3
23. Marcus Allen	at L.A. Raiders 10/30/83	104	8	13.0		0
24. Steve Watson	Denver 11/6/83	110	7	15.7		1
25. Steve Watson	at Denver 11/20/83	119	4	29.8		1
26. Carlos Carson	Kansas City 11/27/83 (OT)	149	7	21.3	35	1
27. Byron Williams	at N.Y. Giants 12/11/83	103	7	14.7		0
28. Pete Holohan	San Diego 9/9/84	133	6	22.2	51	0
29. Marcus Allen	at L.A. Raiders 10/7/84	173	4	32.3	92	1
30. James Lofton	at Green Bay 10/21/84	162	5	32.4	79t	2

PLAYER	TEAM, DATE	Yds.	No.	Avg.	LG	TD
31. Henry Marshall	at Kansas City 12/9/84	166	8	20.8	36	1
32. Cris Collinsworth	at Cincinnati 9/8/85	101	4	25.3		0
33. Wes Chandler	at San Diego 9/15/85	243	13	18.7	45	1
34. Wes Chandler	San Diego 10/6/85	150	9	16.7	59	2
35. Stanley Morgan	at New England 9/21/86	161	7	23.0	44t	3
36. Art Monk	at Washington 9/28/86	103	5	20.6		0
37. Al Toon	N.Y. Jets 11/2/86	195	9	21.7	50t	2
Wesley Walker	N.Y. Jets 11/2/86	161	6	26.8	83t	1
39. Kellen Winslow	at San Diego 12/14/86	105	8	13.1		1
40. Todd Christensen	at L.A. Raiders 10/25/87	124	8	15.5		1
41. Stephon Paige	at Kansas City 12/27/87	100	7	14.3		1
Carlos Carson	at Kansas City 12/27/87	120	4	30.0		1
43. Paul Palmer	Kansas City 9/11/88	105	8	13.1		0
44. Jerry Rice	San Francisco 9/25/88	163	6	27.2	69t	3
45. Henry Ellard	at L.A. Rams 10/23/88	101	7	14.4		0
46. Drew Hill	Houston 11/13/88	139	8	17.4		1
47. Stephon Paige	at Kansas City 11/20/88	106	5	21.2		0
48. Tim Brown	L.A. Raiders 11/28/88	114	4	28.5		1
49. Tom Jackson	Denver 12/11/88	137	7	19.6		1
50. Fernandez	at L.A. Raiders 12/18/88	113	4	28.3		1
51. Mike Quick	at Philadelphia 9/10/89	140	6	23.3		1
52. Roy Green	Phoenix 9/17/89	166	8	20.8	59t	3
J.T. Smith	Phoenix 9/17/89	104	7	14.9		1
54. Fernandez	at L.A. Raiders 10/1/89	113	7	16.1		1
55. Anthony Miller	at San Diego 10/15/89	116	7	16.6		0
56. Michael Young	Denver 10/22/89	137	6	22.8		0
57. Vance Johnson	at Denver 11/26/89	154	6	25.7	69	2
58. Tony McGee	at Cincinnati 12/10/89	109	7	15.6		1
59. Gary Clark	Washington 12/23/89	149	9	16.6	44t	1
60. Vance Johnson	at Denver 9/23/90	120	9	13.3		0
61. Hart Lee Dykes	at New England 10/7/90	103	5	20.6		1
62. Eddie Brown	at Cincinnati 10/6/91	117	7	16.7		0
63. Anthony Miller	at San Diego 11/10/91	124	5	24.8		0
64. Melvyn Horton	at L.A. Raiders 11/17/91	123	7	17.6		1
65. John Taylor	San Francisco 12/8/91	113	7	16.1		1
66. Irving Fryar	at New England 9.20.92	101	6	16.8		1
67. Anthony Miller	at San Diego 10/4/92	142	9	15.8		2
68. Michael Irvin	at Dallas 10/11/92	113	6	18.8		0
69. Fred Barnett	Philadelphia 12/13/92 (OT)	161	9	17.9		1
70. Tony McGee	at Cincinnati 9/26/93	102	7	14.6	37	0
71. Anthony Miller	San Diego 10/3/93	123	10	12.3	20	1
72. Webster Slaughter	at Houston 11/7/93	135	9	15.0	36	1
73. Gary Clark	Phoenix 12/19/93 (OT)	152	12	12.7	28	1
74. Eric Green	Pittsburgh 12/26/93	119	7	17.0	41	0
75. Henry Ellard	at Washington 9/4/94	105	7	15.0	25	0
76. Tony Martin	San Diego 9/18/94	152	6	25.3	99t	1
77. Darnay Scott	Cincinnati 11/6/94 (OT)	157	7	22.4	76	0
78. Tim Brown	L.A. Raiders 1/18/94	107	4	26.8	77t	1
79. Willie Davis	Kansas City 9.3.95	155	6	25.8	60t	2
80. Tony Martin	at San Diego 9/10/95	163	13	12.5	24	0
81. Tim Brown	at Oakland 10/8/95	143	5	28.6	80t	1
82. Bill Brooks	at Buffalo 10/15/95	109	6	18.2	30	2
83. Calvin Sherrard	N.Y. Giants 11/5/95	128	6	21.3	30	1
84. Antonio Freeman	Green Bay 9/29/96	108	7	15.4	28	2
85. Cris Carter	Minnesota 11/10/96	142	7	20.3	40	0
86. Jimmy Smith	at Jacksonville 12/15/96	124	8	15.5	39	2
87. Jeff Graham	N.Y. Jets 8/31/97	100	3	33.3	47	2
88. Tim Brown	Oakland 10/26/97	107	7	15.3	24	0
89. Rod Smith	at Denver 11/2/97	114	5	22.8	59	1
90. Tony Martin	at San Diego 11/9/97	100	5	20.0	61	2

PLAYER	TEAM, DATE	YDS.	NO.	AVG.	LG	TD
91. Derrick Alexander	at Baltimore 12/7/97	150	6	25.0	92	0
92. Michael Westbrook	Washington 9/20/98	132	7	18.9	36	2
93. Rod Smith	at Denver 10/11/98	136	8	17.0	50	1
94. Keshawn Johnson	N.Y. Jets 12/6/98	114	9	12.7	20	1
95. Torrance Small	Indianapolis 12/20/98	120	3	40.0	53	0
96. Rod Smith	at Denver 12/27/98	158	9	17.6	36	1
97. Germaine Crowell	Detroit 9/12/99	141	7	20.1	41t	2
98. Fearless Price	Buffalo 10/24/99	106	5	21.2	45	1
99. Corey Bradford	at Green Bay 11/1/99	106	3	35.3	74t	1
100. Carl Pickens	Cincinnati 11/7/99	104	4	26.0	75t	1
101. Ed McCaffrey	Denver 11/14/99	125	6	20.8	42	1
102. Derrick Alexander	at Kansas City 11/21/99	101	8	12.6	25	0
103. Jeff Graham	San Diego 12/12/99	114	9	12.7	26	0

OPPONENT SINGLE-GAME PERFORMANCES

RUSHING

PLAYER	TEAM, DATE	ATT	Yds	AVG.	LG	TD
1. Bo Jackson	L.A. Raiders 11/30/87	18	221	12.3	91t	2
2. Terrell Davis	Denver 10/11/98	30	208	6.9	70	1
3. Earl Campbell	Houston 10/11/81	39	186	4.8	27	2
4. Walter Payton	Chicago 12/5/76	27	183	6.8	44	0
Olandis Gary	at Denver 12/19/99	22	183	8.3	71	0
6. Terrell Davis	at Denver 12/27/98	29	178	6.1	21	0
7. Curtis Martin	at N.Y. Jets 1/2/00	34	158	4.6	50	1
8. Marcus Allen	L.A. Raiders 12/5/82	24	156	6.5	53	2
Christian Okoye	Kansas City 10/8/89	30	156	5.2	21	1
10. Chuck Muncie	San Diego 11/16/81	20	151	7.6	73t	2
Freeman McNeil	N.Y. Jets 10/27/85	22	151	6.8	30	0
12. Eric Dickerson	L.A. Rams 9/23/85	31	150	4.8	43	3
13. Ted McKnight	Kansas City 9/30/79	12	147	12.3	84t	2
14. Mike Thomas	Washington 9/19/76	27	143	5.3	24	1
15. Earl Campbell	at Houston 9/19/82	30	142	4.7	19	1
16. Mike Pruitt	at Cleveland 11/11/79	15	141	9.4	65t	2
17. Jim Otis	St. Louis 9/12/76	27	140	5.2	18	1
Freeman McNeil	at N.Y. Jets 9/11/83	22	140	6.4	19	0
19. Gerald Riggs	Atlanta 10/13/85	23	139	6.0	30	0
Jerome Bettis	at Pittsburgh 9/27/98	28	138	4.9	23	0
21. Mike Pruitt	Cleveland 9/12/82	30	136	4.5	10	2
22. Barry Sanders	at Detroit 11/17/96	16	134	8.4	40	1
23. Franco Harris	Pittsburgh 10/23/83	31	132	4.3	11	1
24. Glyn Milburn	at Denver 12/10/95	18	131	7.3	29	0
Adrian Murrell	N.Y. Jets 8/31/97	24	131	5.5	15	0
26. Otis Anderson	at St. Louis 11/13/83	29	130	4.5	16	0
27. Bobby Humphrey	at Denver 9/23/90 (OT)	25	129	5.2	26	0
Marshall Faulk	Indianapolis 12/4/94	27	129	4.8	45t	1
29. Marion Butts	at San Diego 11/25/90	28	128	4.6		0
30. Ellis Gerry	at Green Bay 11/1/81	23	127	5.5		0
Mike Pruitt	Cleveland 12/18/77	22	127	5.8		1
32. Christian Okoye	at Kansas City 11/5/89	37	126	3.4		1
33. Barry Foster	at Pittsburgh 12/6/92	33	125	3.8		1
34. Harold Green	Cincinnati 9/6/92	21	123	5.9		0

PLAYER	TEAM, DATE	ATT	YDS	AVG.	LG	TD
35. Tom Sullivan	at Philadelphia 12/12/76	23	121	5.3		2
Terry Middleton	at Green Bay 10/15/78	23	121	5.3		4
Tony Reed	Kansas City 12/17/88	11	121	11.0		1
John Stephens	at New England 12/4/88	31	121	3.9		0
39. Robert Newhouse	Dallas 10/3/76	19	120	6.3		1
40. Dexter Bussey	Detroit 9/24/78	20	120	6.0		1
Gary Anderson	at San Diego 9/18/88	19	120	6.3		1
42. Larry Kinnebrew	at Cincinnati 11/18/84	22	119	5.4	12	0
43. Tony Dorsett	Dallas 12/4/83	26	117	4.5		2
44. Rob Carpenter	N.Y. Giants 10/18/81	21	116	5.5		1
Mike Pruitt	Cleveland 10/12/80	24	116	4.8		2
Walter Payton	Chicago 9/23/84	24	116	4.8	25	0
Joe Morris	N.Y. Giants 10/19/86	24	116	4.8		0
Adrian Murrell	N.Y. Jets 11/26/95	24	116	4.8	21	1
Eddie George	Tennessee 10/5/97	26	116	4.5	22	0
50. George Rogers	at Washington 9/28/86	25	115	4.6		2
John Settle	at Atlanta 10/2/88	21	115	5.5		0
Natrone Means	at San Diego 9/10/95	26	115	4.4	9	0
53. Lydell Mitchell	Baltimore 9/18/77	32	114	3.6		0
54. Terry Metcalf	St. Louis 9/12/76	16	113	7.1		0
Mike Pruitt	Cleveland 12/3/78	12	113	9.4		0
Greg Bell	Buffalo 10/14/84	28	113	4.0	22	0
Greg Hill	at Kansas City 12/24/95	21	113	5.4	16	0
58. John Cappelletti	San Diego 9/7/80	16	112	7.0		0
Napolean Kaufman	Oakland 10/26/97	17	112	6.6	55	1
60. Hershhal Walker	Philadelphia 12/13/92	23	111	4.8		1
Eric Rhett	Tampa Bay 11/20/94	24	111	4.6	27	0
Terrell Davis	Denver 9/8/96	28	111	3.9	17	0
63. Walter Payton	at Chicago 11/5/78	18	109	6.1		1
Marcus Allen	at L.A. Raiders 12/15/85	27	109	4.0		1
Leonard Russell	at Denver 11/13/94	19	109	5.7	22	1
Greg Hill	Kansas City 9/3/95	15	109	7.3	27	0
67. Tony Dorsett	at Dallas 11/27/80	24	107	4.5		2
Mike Pruitt	at Cleveland 10/2/83	24	107	4.5		0
Tony Collins	at New England 9/16/84	20	107	5.4	21	0
Roger Craig	San Francisco 9/25/88	21	107	5.1		0
Terrell Davis	Denver 9/7/97	21	107	5.1	14	1
72. James Hadnot	at Kansas City 11/22/81	10	106	10.6		0
Frank Pollard	at Pittsburgh 12/6/87	22	106	4.8		1
Terrell Davis	at Denver 12/1/96	26	106	4.1	16	1
75. Natrone Means	at San Diego 10/30/94	26	104	4.0	20	1
Napolean Kaufman	Oakland 11/24/96	15	104	6.9	21	0
Dorsey Levens	at Green Bay 11/1/99	24	104	4.3	15	0
78. Franco Harris	at Pittsburgh 12/4/77	23	103	4.5		0
Billy Taylor	N.Y. Giants 12/7/80	19	103	5.4		1
Tony Collins	New England 12/19/82	32	103	3.2		0
Marc Logan	Cincinnati 10/11/87	16	103	6.4		1
Leonard Russell	Denver 10/9/94	22	103	4.7	22	0
83. Sam Cunningham	at New England 10/9/77	31	101	3.3		0
Larry Kinnebrew	at Cincinnati 9/8/85	18	101	5.6		1
Marcus Allen	L.A. Raiders 12/15/85	19	101	5.3		0
Neil Anderson	at Chicago 9/9/90	20	101	5.1		2
Barry Sanders	at Detroit 10/17/93	22	101	4.6	29	0
Terrell Davis	at Denver 11/2/97	21	101	4.8	19	0
89. Sonny Collins	Atlanta 11/7/76	17	100	5.9		0
Chuck Foreman	Minnesota 11/14/76	17	100	5.9		0
Clarence Davis	at Oakland 11/6/77	18	100	5.6		1
Tyrone Wheatley	Oakland 10/3/99	20	100	5.0	23	1

PASSING

PLAYER	TEAM, DATE	ATT	CMP	YDS	TD	INT
1. Dan Fouts	at San Diego 9/15/85	43	29	440	4	1
2. John Elway	Denver 12/20/85	42	24	432	1	0
3. Ken O'Brien	N.Y. Jets 11/2/86	32	26	431	4	0
Steve Beuerlein	Phoenix 12/19/93 (OT)	53	34	431	3	2
5. Vinny Testaverde	at N.Y. Jets 12/6/98	63	42	418	2	1
6. Tony Eason	at New England 9/21/86	45	26	414	3	0
7. Jeff Blake	Cincinnati 11/6/94 (OT)	43	31	387	0	1
8. Trent Green	Washington 9/20/98	54	27	383	2	2
9. Warren Moon	at Houston 11/7/93	55	36	369	2	2
10. Randall Cunningham	Philadelphia 12/13/92 (OT)	44	27	365	0	1
11. Lynn Dickey	Green Bay 10/21/84	38	24	364	3	3
12. Jay Schroeder	L.A. Raiders 12/18/88	49	22	354	3	1
13. Jeff Rutledge	at NY Giants 12/11/83	52	29	349	0	2
14. John Elway	Denver 10/22/89	35	18	344	2	0
Mark Herrmann	San Diego 10/6/85	35	26	344	3	3
16. Ken Stabler	Oakland 9/16/79	37	25	343	1	2
17. Ken Stabler	at Oakland 12/16/79	47	31	342	1	2
18. Dan Fouts	at San Diego 12/13/80	42	29	339	1	2
19. John Elway	at Denver 9/13/87	32	22	338	4	1
Dan Fouts	San Diego 9/18/83	41	21	338	4	3
John Elway	at Denver 12/27/98	36	26	338	4	0
22. John Elway	Denver 12/13/87	42	21	335	1	2
Peyton Manning	Indianapolis 12/20/98	39	23	335	1	1
24. Boomer Esiason	at Cincinnati 11/16/86	33	22	334	1	1
25. Jeff Hostetler	at Oakland 10/8/95	33	20	333	2	0


RECEIVING

PLAYER	TEAM, DATE	YDS.	NO.	AVG.	LG	TD
1. Wes Chandler	at San Diego 9/15/85	243	13	18.7	45	1
2. Al Toon	N.Y. Jets 11/2/86	195	9	21.7	50t	2
3. Marcus Allen	at L.A. Raiders 10/7/84	173	4	32.3	92	1
4. Morris Owens	Tampa Bay 10/16/77	166	9	18.4	67t	1
Henry Marshall	at Kansas City 12/9/84	166	8	20.8	36	1
Roy Green	Phoenix 9/17/89	166	8	20.8	59t	3
7. Jerry Rice	San Francisco 9/25/88	163	6	27.2	69t	3
Tony Martin	at San Diego 9/10/95	163	13	12.5	24	0
9. James Lofton	at Green Bay 10/21/84	162	5	32.4	79t	2
10. Stanley Morgan	at New England 9/21/86	161	7	23.0	44t	3
Wesley Walker	N.Y. Jets 11/2/86	161	6	26.8	83t	1
Fred Barnett	Philadelphia 12/13/92 (OT)	161	9	17.9	53	1
13. Rod Smith	at Denver 12/27/98	158	9	17.6	36	1
14. Darnay Scott	Cincinnati 11/6/94 (OT)	157	7	22.4	76	0
15. Cliff Branch	Oakland 9/16/79	156	7	22.3	47	0
Willie Davis	Kansas City 9/3/95	155	6	25.8	60t	2
17. Vance Johnson	at Denver 11/26/89	154	6	25.7	69	2
18. Todd Christensen	L.A. Raiders 10/16/83	152	11	13.8	22t	3
Gary Clark	Phoenix 12/19/93 (OT)	152	12	12.7	28	1
Tony Martin	San Diego 9/18/94	152	6	25.3	99t	1
21. Wes Chandler	San Diego 10/6/85	150	9	16.7	59	2
Derrick Alexander	at Baltimore 12/7/97	150	6	25.0	92	0
23. Carlos Carson	Kansas City 11/27/83 (OT)	149	7	21.3	35	1
Gary Clark	Washington 12/23/89	149	9	16.6	44t	1
25. Tim Brown	at Oakland 10/8/95	143	5	28.6	80t	1

RECEPTIONS

PLAYER	TEAM, DATE	No.	Yds.	Avg.	LG	TD
1. Wes Chandler	at San Diego 9/15/85	13	243	18.7	45	1
Tony Martin	at San Diego 9/10/95	13	163	12.5	24	0
3. Gary Clark	Phoenix 12/19/93 (OT)	12	152	12.7	28	1
4. Todd Christensen	L.A. Raiders 10/16/83	11	152	13.8	22t	3
5. Don McCauley	Baltimore 11/12/78	10	88	8.8	19	0
Cliff Branch	at Oakland 12/16/79	10	109	10.9	15	0
Clarence Williams	at San Diego 10/4/81	10	89	8.9	15	0
Anthony Miller	San Diego 10/3/93	10	123	12.3	20	1
9. Ahmad Rashad	at Minnesota 11/14/76	9	93	10.3	17	0
Morris Owens	Tampa Bay 10/16/77	9	166	18.4	67t	1
Raymond Chester	Oakland 9/16/79	9	69	7.7	12	0
Wilbur Jackson	at San Francisco 10/7/79	9	60	6.7	20	0
*John Jefferson	at San Diego 10/14/79	9	137	15.2	49t	2
James Brooks	San Diego 11/16/81	9	90	10.0	23	0
Wes Chandler	San Diego 10/6/85	9	150	16.7	59	2
Larry Centers	at Arizona 10/29/85 (OT)	9	73	8.1	23	0
Al Toon	N.Y. Jets 11/2/86	9	195	21.7	50t	2
Stephone Paige	Kansas City 9/11/88	9	99	11.0	18	1
Gary Clark	Washington 12/23/89	9	149	16.6	44t	1
Vance Johnson	at Denver 9/23/90	9	120	13.3	22	0
Stephone Paige	Kansas City 10/21/90	9	80	8.9	16	0
Mervyn Fernandez	L.A. Raiders 10/13/91	9	96	10.7	24	0
Anthony Miller	at San Diego 10/4/92	9	142	15.8	67t	2
Fred Barnett	Philadelphia 12/13/92 (OT)	9	161	17.9	53	1
Tim Brown	L.A. Raiders 9/12/93	9	97	10.8	33t	1
Webster Slaughter	at Houston 11/7/93	9	135	15.0	36	1
Keyshawn Johnson	at N.Y. Jets 12/6/98	9	114	12.6	20	1
Rod Smith	at Denver 12/27/98	9	158	17.6	36	1

* rookie



Derrick Thomas recorded seven sacks versus the Seahawks on November 11, 1990.

SACKS

PLAYER	TEAM, DATE	SACKS	YARDS
1. Derrick Thomas	at Kansas City 11/11/90	7.0*	60.0
2. Barney Chavous	Denver 12/21/80	4.0	47.0
Anthony Smith	L.A. Raiders 10/18/92	4.0	29.0
Anthony Smith	L.A. Raiders 9/12/93	4.0	21.0
Leslie O'Neal	San Diego 10/22/95	4.0	26.0
6. Keith Willis	Pittsburgh 10/23/83	3.5	15.0
Randy White	Dallas 12/4/83	3.5	30.0
Simon Fletcher	Denver 11/30/92 (OT)	3.5	23.5
9. 11 players tied with		3.0	

* NFL record

MISCELLANEOUS TOP 10

HOME ATTENDANCE

	ATT	OPPONENT	STADIUM	DATE	W/L	SCORE
1	66,400	Oakland	Kingdome	October 10, 1999	W	22-21
2	66,332	Kansas City	Kingdome	December 26, 1999	W	23-14
3	66,318	San Diego	Kingdome	December 12, 1999	L	16-19
4	66,314	Denver	Kingdome	November 14, 1999	W	20-17
	66,314	Tampa Bay	Kingdome	November 28, 1999	L	16-3
6	66,303	Cincinnati	Kingdome	November 7, 1999	W	37-20
7	66,301	Buffalo	Kingdome	October 24, 1999	W	26-16
8	66,264	Oakland	Kingdome	October 26, 1997	W	45-34
	66,264	Kansas City	Kingdome	November 23, 1997	L	14-19
10	66,258	Denver	Kingdome	October 11, 1998	L	16-21

ROAD ATTENDANCE

	ATT	OPPONENT	STADIUM	DATE	W/L	SCORE
1	88,734*	LA Raiders	Coliseum	January 8, 1983	L	14-30
2	78,847	Kansas City	Arrowhead	October 23, 1994	L	23-38
3	78,605	Cleveland	Municipal	October 9, 1988	W	16-10
4	77,904	LA Raiders	Coliseum	October 7, 1984	L	14-28
5	77,425	LA Raiders	Coliseum	December 15, 1985	L	3-13
6	75,446	Cleveland	Municipal	October 2, 1983	W	24-9
7	74,899	Denver	Mile High	October 20, 1985	L	10-13
8	74,527	Denver	Mile High	December 13, 1981	L	13-23
9	73,916	Denver	Mile High	November 21, 1982	W	17-10
10	73,469*	Miami	Orange Bowl	December 29, 1984	L	10-31

* Playoff Game

COLDEST GAMES

	TEMP	OPPONENT	DATE	W/L	SCORE
1	26	@ Pittsburgh	December 6, 1992	L	14-20
2	27	@ Denver	December 19, 1999	L	(OT) 36-30
3	30	@ Cincinnati	December 10, 1989	W	24-17
4	31	@ New England	December 4, 1988	L	7-13
	31	@ Kansas City	December 24, 1995	L	3-26
6	32	@ Kansas City	December 2, 1979	L	21-37
7	34	@ Pittsburgh	December 4, 1977	L	20-30
	34	@ Denver	November 23, 1980	L	20-36
	34	@ Cincinnati	November 18, 1984	W	26-6
	34	@ Kansas City	November 20, 1988	L	24-27

WARMEST GAMES

	TEMP	OPPONENT	DATE	W/L	SCORE
1	95	@ NY Jets	September 11, 1983	W	17-10
2	94	@ Kansas City	September 4, 1987	L	13-17
3	93	@ Philadelphia	September 10, 1989	L	7-31
4	88	@ Cincinnati	September 8, 1985	W	28-24
5	85	@ Denver	September 13, 1987	L	17-40
6	84	@ San Diego	September 1, 1996	L	7-29
7	83	@ Denver	October 1, 1978	L	7-28
8	82	@ Miami	September 9, 1979	L	10-19
	82	@ Arizona	October 29, 1995	L	14-20
10	81	@ Denver	September 23, 1979	L	34-37
	81	@ New England	October 7, 1990	W	33-20

RECORD BY MONTH

REGULAR SEASON

YEAR	AUG	SEPT	OCT	NOV	DEC	JAN	RECORD
1976		0-3	1-4	1-3	0-2		2-12
1977		0-2	2-3	1-3	2-1		5-9
1978		2-2	2-3	3-1	2-1		9-7
1979		1-4	3-1	3-1	2-1		9-7
1980		2-2	2-2	0-5	0-3		4-12
1981		1-3	1-3	2-3	2-1		6-10
1982		0-2		2-0	1-3	1-0	4-5
1983		2-2	3-2	2-2	2-1		9-7
1984		4-1	3-1	4-0	1-2		12-4
1985		2-2	2-2	2-2	2-2		8-8
1986		3-1	2-2	2-3	3-0		10-6
1987		1-1	3-1	3-2	2-2		9-6
1988		2-2	3-2	2-2	2-1		9-7
1989		1-2	3-2	0-4	3-1		7-9
1990		0-3	3-1	2-2	4-1		9-7
1991		2-3	3-1	1-2	1-3		7-9
1992		1-3	0-4	1-3	0-4		2-14
1993		2-2	2-2	1-2	1-3	0-1	6-10
1994		3-1	0-4	2-2	1-3		6-10
1995		1-2	1-4	3-1	3-1		8-8
1996		1-4	2-1	2-2	2-2		7-9
1997	0-1	2-2	3-0	1-4	2-1		8-8
1998		3-1	1-2	2-3	2-2		8-8
1999		2-1	2-1	4-1	1-3	0-1	9-7
Total	0-1	38-51	47-48	46-53	41-44	1-2	173-199

INCLUDING PLAYOFFS

YEAR	AUG	SEPT	OCT	NOV	DEC	JAN	RECORD	PLAYOFFS
1976		0-3	1-4	1-3	0-2		2-12	
1977		0-2	2-3	1-3	2-1		5-9	
1978		2-2	2-3	3-1	2-1		9-7	
1979		1-4	3-1	3-1	2-1		9-7	
1980		2-2	2-2	0-5	0-3		4-12	
1981		1-3	1-3	2-3	2-1		6-10	
1982		0-2		2-0	1-3	1-0	4-5	
1983		2-2	3-2	2-2	4-1*	0-1*	9-8*	2-1
1984		4-1	3-1	4-0	2-3*		13-5*	1-1
1985		2-2	2-2	2-2	2-2		8-8	
1986		3-1	2-2	2-3	3-0		10-6	
1987		1-1	3-1	3-2	2-2	0-1*	9-7*	0-1
1988		2-2	3-2	2-2	2-2*		9-8*	0-1
1989		1-2	3-2	0-4	3-1		7-9	
1990		0-3	3-1	2-2	4-1		9-7	
1991		2-3	3-1	1-2	1-3		7-9	
1992		1-3	0-4	1-3	0-4		2-14	
1993		2-2	2-2	1-2	1-3	0-1	6-10	
1994		3-1	0-4	2-2	1-3		6-10	
1995		1-2	1-4	3-1	3-1		8-8	
1996		1-4	2-1	2-2	2-2		7-9	
1997	0-1	2-2	3-0	1-4	2-1		8-8	
1998		3-1	1-2	2-3	2-2		8-8	
1999		2-1	2-1	4-1	1-3	0-2	9-8	0-1
Total	0-1	38-51	47-48	46-53	44-46	1-5	176-204	3-5

* includes playoffs

PRIME-TIME RECORD

(23-14)

ABC'S MONDAY NIGHT FOOTBALL (12-5)

DATE	W/L	SCORE	OPPONENT
October 29, 1979	W	31-28	@ Atlanta
November 26, 1979	W	30-7	New York Jets
November 17, 1980	L	19-17	Oakland
November 16, 1981	W	44-23	San Diego
October 29, 1984	W	24-0	@ San Diego
November 12, 1984	W	17-14	@ LA Raiders
September 23, 1985	L	35-24	LA Rams
November 25, 1985	L	19-6	@ San Francisco
October 6, 1986	W	33-7	San Diego
December 8, 1986	W	37-0	LA Raiders
November 9, 1987	L	30-14	@ New York Jets
November 30, 1987	L	37-14	@ LA Raiders
November 28, 1988	W	35-27	LA Raiders
December 4, 1989	W	17-16	Buffalo
October 1, 1990	W	31-16	Cincinnati
November 30, 1992	W	16-13(OT)	Denver
November 1, 1999	W	27-7	@ Green Bay

THURSDAY-SUNDAY NIGHT (11-9)

DATE	NETWORK	W/L	SCORE	OPPONENT
Friday, December 20, 1985	ABC	L	27-24	Denver
Thursday, November 27, 1986*	NBC	W	31-14	@ Dallas
Sunday, December 13, 1987	ESPN	W	28-21	Denver
Sunday, December 11, 1988	ESPN	W	42-14	Denver
Sunday, December 17, 1989	ESPN	W	23-17	LA Raiders
Sunday, November 25, 1990	ESPN	W	13-10	@ San Diego
Sunday, December 23, 1990	ESPN	W	17-12	Denver
Sunday, October, 13, 1991	ESPN	L	23-20	LA Raiders
Sunday, December 22, 1991	ESPN	W	23-9	LA Rams
Sunday, November 22, 1992	ESPN	L	24-14	Kansas City
Sunday, September 12, 1993	TNT	L	17-13	LA Raiders
Sunday, December 18, 1994	ESPN	L	17-16	LA Raiders
Sunday, December 17, 1995	ESPN	W	44-10	LA Raiders
Thursday, October 17, 1996	TNT	L	34-16	@ Kansas City
Sunday, December 15, 1996	ESPN	L	20-13	@ Jacksonville
Sunday, December 21, 1997	ESPN	W	38-9	San Francisco
Sunday, October 4, 1998	ESPN	L	17-6	@ Kansas City
Sunday, November 1, 1998	ESPN	L	31-18	Oakland
Sunday, October 2, 1999	ESPN	W	22-21	Oakland
Sunday, November 14, 1999	ESPN	W	20-17	Denver

*Thanksgiving Day Game

RECORDS BY TELEVISION NETWORK

ABC (12-6)

ESPN (10-6)

TNT (0-2)

NBC (1-0)

ALL-TIME HONORS

CAPTAINS

OFFENSE

1976	Norm Evans, T
1977	Norm Evans, T
1978	Norm Evans, T
1979	Steve Largent, WR
1980	Steve Largent, WR
1981	Steve Largent, WR
1982	Steve Largent, WR
1983	Steve Largent, WR
1984	Charle Young, TE
1985	Steve Largent, WR
1986	Steve Largent, WR
1987	Steve Largent, WR Curt Warner, RB
1988	Steve Largent, WR
1989	Steve Largent, WR
1990	Dave Krieg, QB
1991	Dave Krieg, QB
1992	John L. Williams, FB
1993	John L. Williams, FB
1994	Ray Donaldson, C
1995	Rick Mirer, QB
1996	Rick Mirer, QB Chris Warren, RB
1997	John Friesz, QB
1998	Warren Moon, QB Kevin Glover, C
1999	Jon Kitna, QB Ricky Watters, RB

DEFENSE

Mike Curtis, LB
Eddie McMillan, S
Dennis Boyd, DT
Dennis Boyd, DE
Keith Simpson, S
Keith Simpson, CB
Keith Simpson, CB
Dave Brown, CB
Dave Brown, CB
Dave Brown, CB
Dave Brown, CB
Kenny Easley, S
Jacob Green, DE
Eugene Robinson, S
Jacob Green, DE
Jacob Green, DE
Jacob Green, DE
Eugene Robinson, S
Eugene Robinson, S
Eugene Robinson, S
Winston Moss, LB
Terry Wooden, LB
Winston Moss, LB
Darryl Williams, S
Michael Sinclair, DE
Chad Brown, LB
Cortez Kennedy, DT

SPECIAL TEAMS

Ed Bradley, LB
Steve Preece, S
Autry Beamon, S
Autry Beamon, S
Don Dufek, S
Don Dufek, S
Eric Lane, RB
Eric Lane, RB
Eric Lane, RB
Eric Lane, FB
Paul Moyer, S
Game-to-Game
Game-to-Game
Game-to-Game
Game-to-Game
James Jones, TE
Tracy Johnson, FB
Trey Junkin, TE
Tracy Johnson, FB
Trey Junkin, TE
Trey Junkin, TE
Rick Tuten, P
Jay Bellamy, S
Jay Bellamy, S
Fabien Bownes, WR
James Logan, LB

RING OF HONOR

1989	Steve Largent	WR	1992	Pete Gross	broadcaster
1991	Jim Zorn	QB	1994	Curt Warner	RB
1992	Dave Brown	CB	1995	Jacob Green	DE

STEVE LARGENT AWARD

(presented to the player who best exemplifies the spirit, dedication, and integrity of the Seahawks)

1989	Steve Largent	WR	1994	Brian Blades	WR
1990	Jacob Green	DE	1995	Terry Wooden	LB
1991	Rufus Porter	LB	1996	Cortez Kennedy	DT
1992	Jeff Bryant	DE	1997	Winston Moss	LB
	Joe Nash	DT	1998	Michael Sinclair	DE
1993	Eugene Robinson	S	1999	Chad Brown	LB

MARCUS NALLEY TROPHY

(Most Valuable Player as voted by teammates)

1976	Jim Zorn	QB	1988	John L. Williams	FB
1977	Steve Largent	WR	1989	Brian Blades	WR
1978	Jim Zorn	QB	1990	John L. Williams	FB
1979	Steve Largent	WR	1991	Eugene Robinson	S
1980	Sam McCullum	WR	1992	Cortez Kennedy	DT
1981	Steve Largent	WR	1993	Eugene Robinson	S
1982	Kenny Easley	S	1994	Chris Warren	RB
1983	Curt Warner	RB	1995	Chris Warren	RB
1984	Kenny Easley	S	1996	Cortez Kennedy	DT
1985	Steve Largent	WR	1997	Darryl Williams	S
1986	Curt Warner	RB	1998	Chad Brown	LB
1987	Steve Largent	WR	1999	None	



Brian Blades (1988-98)

MAN OF THE YEAR

1976	Norm Evans	T	1990	Jacob Green	DE
1980	Jim Zorn	QB	1991	Eugene Robinson	S
1981	Manu Tuiasosopo	DT	1992	Eugene Robinson	S
1982	Dave Brown	CB	1993	Eugene Robinson	S
1983	Paul Johns	WR	1994	Brian Blades	WR
1984	Jeff West	P	1995	Eugene Robinson	S
1985	Mike Tice	TE	1996	Todd Peterson	K
1986	Mike Tice	TE	1997	Rick Tuten	P
1987	Mike Tice	TE	1998	Sam Adams	DT
1988	Steve Largent	WR	1999	Jon Kitna	QB
1989	Norm Johnson	K			

PRO BOWL

- 1978 Steve Largent, WR (1)
1979 Steve Largent, WR (2)
1981 Steve Largent, WR (3)
1982 Kenny Easley, S (1)
1983 Kenny Easley, S (2) (starter); Curt Warner, RB (1) (starter)
1984 Dave Brown, CB (1); Kenny Easley, S (3) (unanimous selection); Norm Johnson, K (1) (starter); Dave Krieg, QB (1); Steve Largent, WR (4); Joe Nash, NT (1) (starter); Fredd Young, Special Teams (1).
1985 Kenny Easley, S (4) (starter); Steve Largent, WR (5) (starter); Fredd Young, Special Teams (2).
1986 Bobby Joe Edmonds, Kick Returner (1); Jacob Green, DE (1); Steve Largent, WR (6) (starter); Curt Warner, RB (2) (starter); Fredd Young, LB (3) (starter)
1987 Kenny Easley, S (5) (starter); Jacob Green, DE (2); Steve Largent, WR (7) (starter); Curt Warner, RB (3) (starter); Fredd Young, LB (4) (starter)
1988 Dave Krieg, QB (2); Rufus Porter, Special Teams (1).
1989 Brian Blades, WR (1); Dave Krieg, QB (3); Rufus Porter, Special Teams (2).
1990 John L. Williams, FB (1)
1991 Cortez Kennedy, DT (1); John L. Williams, FB (2)
1992 Cortez Kennedy, DT (2) (starter); Eugene Robinson, S (1)
1993 Cortez Kennedy, DT (3) (starter); Eugene Robinson, S (2); Chris Warren, RB (1)
1994 Cortez Kennedy, DT (4) (starter); Rick Tuten, P (1); Chris Warren, RB (2)
1995 Cortez Kennedy, DT (5); Chris Warren, RB (3) (starter)
1996 Cortez Kennedy, DT (6) (starter); Michael Sinclair, DE (1)
1997 Darryl Williams, S (1) (starter); Michael Sinclair, DE (2); Warren Moon, QB (1)
1998 Cortez Kennedy, DT (7); Michael Sinclair, DE (3); Chad Brown, LB (3) (starter); Shawn Springs, CB (1)
1999 Cortez Kennedy, DT (8); Chad Brown, LB (4); Walter Jones, T (1)

RETIRED JERSEYS

#12 Seattle's fans, the 12th Man (1984)

#80 Steve Largent (1995)

NFL COACH OF THE YEAR

- 1978 Jack Patera (AP, The Sporting News, Washington DC Touchdown Club, Seattle Gold Helmet Committee)
1983 Chuck Knox (Vince Lombardi Committee, Seattle Gold Helmet Committee, Football News)
1984 Chuck Knox (AP, The Sporting News, Seattle Gold Helmet Committee)
1992 Tom Catlin, Assistant Head Coach/Defense (Sports Illustrated)

NFL DEFENSIVE PLAYER OF THE YEAR

- 1984 Kenny Easley, S (AP, Pro Football Weekly, Kansas City 101 Club)
1992 Cortez Kennedy, DT (AP, Pro Football Writers, NEA, College & Pro Football Newsweekly)

PRO FOOTBALL HALL OF FAME

- 1995 Steve Largent, WR (elected in first year of eligibility)

NATIONAL HONORS

- 1976 Steve Niehaus, DT (NFC Defensive Rookie of the Year); Jim Zorn, QB (NFC Offensive Rookie of the Year)
- 1978 John Thompson, General Manager (The Sporting News NFL Executive of the Year)
- 1981 Kenny Easley, S (AFC Defensive Rookie of the Year)
- 1983 Kenny Easley, S (Football News AFC Defensive Player of the Year); Chuck Knox, Head Coach (UPI AFC Coach of the Year, Football News NFL Coach of the Year); Curt Warner, RB (UPI AFC Offensive Player of the Year, UPI AFC Rookie of the Year)
- 1984 Kenny Easley, S (AP & Pro Football Weekly NFL Defensive Player of the Year, NFL Alumni Association Defensive Back of the Year); Chuck Knox, Head Coach (Football Digest NFL Coach of the Year, UPI & PFWA AFC Coach of the Year); Fredd Young, Special Teams (AFC Special Teams Player of the Year)
- 1985 Steve Largent, WR (NFL Alumni Association Wide Receiver of the Year); Fredd Young, LB (NFL Alumni Association Special Teams Player of the Year); Curt Warner, RB (Sports Illustrated Comeback Player of the Year)
- 1986 Bobby Joe Edmonds, KR (AFC Special Teams Player of the Year); Steve Largent, WR (All-Madden Team); Curt Warner (UPI AFC Offensive Player of the Year)
- 1987 Curt Warner, RB (NFL Alumni Association Running Back of the Year)
- 1988 Steve Largent, WR (NFL Man of the Year)
- 1993 Rick Mirer, QB (NFL Offensive Rookie of the Year, UPI AFC Offensive Rookie of the Year)
- 1995 Eugene Robinson, S (Henry P. Iba Citizenship Award from the Tulsa Oklahoma Rotary Club)

NFL PLAYER OF THE WEEK

- 1984 Joe Nash, NT (Week 4), Kenny Easley, S (Week 9), Dave Brown, CB (Week 10), Dave Krieg, QB (Week 13)
- 1985 Dave Krieg, QB & Daryl Turner, WR (Week 2), Terry Taylor, CB (Week 9)
- 1986 Steve Largent, WR (Week 5), Jacob Green, DE (Week 12)
- 1987 Fredd Young, LB (Week 2), Steve Largent, WR (Week 6), Brian Bosworth, LB (Week 15)
- 1988 Jacob Green, DE (Week 2), Dave Krieg, QB (Week 16)
- 1989 Steve Largent, WR (Week 14)
- 1990 Dave Krieg, QB (Week 10), Nesby Glasgow, S (Week 12), DE Jacob Green (Week 17)
- 1991 Rufus Porter, LB (Week 13)
- 1992 Cortez Kennedy, DT (Week 3)
- 1993 Chris Warren, RB (Week 3), *Rick Mirer, QB and P Rick Tuten (Week 5), Eugene Robinson (Week 11)
- 1994 Chris Warren, RB (Week 5), Robert Blackmon, S (Week 13)
- 1995 *Joey Galloway, WR (Week 11), Robert Blackmon, S (Week 12), Todd Peterson, K (Week 14), Robert Blackmon, S (Week 15), Rick Tuten, P (Week 16)
- 1996 Cortez Kennedy, DT (Week 6), Darryl Williams, S (Week 9), Michael McCrary, Special Teams (Week 10), Rick Tuten, P (Week 15), Michael McCrary, DE (Week 17)
- 1997 Chad Brown, LB (Week 3), Darryl Williams, S (Week 4), Warren Moon, QB (Week 9 & Week 11)
- 1998 Jon Kitna, QB (Week 13)
- 1999 *Charlie Rogers, PR, Special Teams (Week 3), Shawn Springs, CB (Week 8)

NFL PLAYER OF THE MONTH

1986 Curt Warner, RB (October), Dave Krieg, QB (December)

1989 John L. Williams, FB (December)

1996 Michael McCrary, DE (December)


1998 Chad Brown, LB (November)

1999 Jon Kitna, QB (October), Jeff Feagles, P (December)

NFL ROOKIE OF THE MONTH


1997 *Walter Jones, T (October)

* Rookie



QB JON KITNA
EARNED AFC
OFFENSIVE PLAYER OF
THE MONTH FOR
OCTOBER, LEADING
THE SEAHAWKS TO A
3-1 RECORD.

P JEFF FEAGLES WAS
NAMED AFC SPECIAL
TEAMS PLAYER OF THE
MONTH FOR
DECEMBER WHEN HE
HAD 11 PUNTS
DOWNED INSIDE THE
20.



HALL OF FAME



STEVE LARGENT

WR

1976-89

PRO FOOTBALL HALL OF FAME: Steve Largent became the first Seahawks player to be elected to the Pro Football Hall of Fame on Saturday, January 28, 1995. Largent was formally inducted in Canton, Ohio, on Saturday, July 29, along with Jim Finks, Henry Jordan, Lee Roy Selmon, and Kellen Winslow. He was presented into the Hall of Fame by Seahawks' Vice President Gary Wright. Largent was the 23rd player to be elected in his first year of eligibility.

NFL RECORDS: Concluded his 14 National Football League seasons with league career records for receptions, 819; yards, 13,089; touchdowns, 100, since broken by Rice (154); consecutive games with a


reception, 177; 50-catch seasons, 10; and 1,000-yard seasons, 8. Became only the second player in NFL history to have the career lead in receptions, yards, and touchdowns all at the same time joining Green Bay's Don Hutson (1945). Ranked third all-time at the time of his retirement with 40 career 100-yard games, trailing Don Maynard (50) and Lance Alworth (41). Still ranks ninth in total touchdowns with 101 (has one rushing), fifth with 40 100-yard games, and is 13th in combined yards with 13,396.

PRO CAREER: Finished in the AFC's (or NFC's in 1976) top 10 in receptions ten times in his first 12 seasons, failing only in 1977 and 1982, and in the top five seven times. Led the AFC in receptions in 1978 with 71 and finished second in 1981 (75) and 1987 (58), and was third in the NFC in 1976 (54). The only NFC wide receiver to catch more passes than Largent in 1976 was Dallas' Drew Pearson (58). Largent's total did lead all rookie wide receivers. Finished in the NFL's top 10 in receiving yards seven times, including a first place finish in 1985, and a second in 1978, missing the lead by one yard. Missed only 10 games in his career due to injury, including six in 1989 with a broken elbow. Selected to play in the AFC-NFC Pro Bowl game seven times, after the 1978, 1979, 1981, 1984, 1985, 1986, and 1987 seasons. Unable to play in the 1979 game because of a wrist injury. Set the Pro Bowl career yardage record with 236, since surpassed by Jerry Rice with 317, and ranks third in receptions with 17, trailing Walter Payton (18) and Rice (28). Originally drafted on the fourth round in 1976 by the Houston Oilers. Was waived by the Oilers on August 24, recalled, and traded to the Seahawks for an eighth-round 1977 draft choice on August 26. The Oilers used that choice to select wide receiver Steve Davis from the University of Georgia.

SEAHAWKS RECORDS: Led the team in both receptions and yards in each of the team's first 12 seasons. Voted by his teammates as the Seahawks Most Valuable Player after the 1977, 1979, 1981, 1985, and 1987 seasons. Was also elected Offensive Captain from 1979-83 and 1985-89. Played in more games (200) with more starts (197) than any other player in team history. He was the first player voted into the team's Ring of Honor in 1989.

PERSONAL: Currently represents the 1st District of the State of Oklahoma. Was elected to the United States House of Representatives on November 8, 1994, and sworn in on November 29. Re-elected to a second two-year term in 1996. Attended Putnam City High School in Oklahoma City, Oklahoma, where he lettered in football and baseball. Steve and his wife, Terry, have three sons, Kyle, Kelly, and Kramer, and a daughter, Casie.

RECORDS



1999 AFC WEST CHAMPIONS

INDIVIDUAL RECORDS

SERVICE

Most Seasons

- 15 Joe Nash, 1982-96
- 14 Steve Largent, 1976-89
- 12 Jacob Green, 1980-91
- Dave Krieg, 1980-91
- Jeff Bryant, 1982-93

Most Games Played

- 218 Joe Nash, 1982-96
- 200 Steve Largent, 1976-89
- 178 Jacob Green, 1980-91

Most Consecutive Games Played

- 125 Joe Nash, 1988-95
- 120 Eugene Robinson, 1985-94
- 116 Cortez Kennedy, 1990-97

Most Games Started

- 197 Steve Largent, 1976-89
- 176 Jacob Green, 1980-91
- 169 Joe Nash, 1982-96

Most Consecutive Games Started

- 100 Cortez Kennedy, 1990-97
- 92 Jacob Green, 1980-87
- Eugene Robinson, 1985-94

SCORING

POINTS

Most Points, Career

- 810 Norm Johnson, 1982-90 (159 FG, 333 PAT)
- 608 Steve Largent, 1976-89 (101 TDs: 1-R, 100-P, 2 PAT)
- 555 Todd Peterson, 1995-98 (126 FG, 177 PAT)

Most Points, Season

- 134 Todd Peterson, 1999 (34 FG, 32 PAT)
- 111 Todd Peterson, 1996 (28 FG, 27 PAT)
- 110 Norm Johnson, 1984 (20 FG, 50 PAT)
- 109 Todd Peterson, 1995 (23 FG, 40 PAT)

Most Points, Rookie, Season

- 102 John Kasay, 1991 (25 FG, 27 PAT)
- 84 Curt Warner, 1983 (14 TDs: 13-R, 1-P)
- 60 Daryl Turner, 1984 (10 TDs: 10-P)

Most Points, Game

- 24 Daryl Turner, vs. San Diego 9/15/85 (4-P)
- Curt Warner, vs. Denver 12/11/88 (4-R)
- 19 By Norm Johnson, 2 Times (Last: vs. L.A. Raiders 12/18/88 [5 FG, 4 PAT])

Most Consecutive Games Scoring

- 80 Todd Peterson, 1995-current
- 48 Norm Johnson, 1985-89
- 45 Norm Johnson, 1982-85

TOUCHDOWNS

Most Touchdowns, Career

- 101 Steve Largent, 1976-89 (1-R, 100-P)
- 62 Curt Warner, 1983-89 (55-R, 7-P)
- 48 Chris Warren, 1990-97 (44-R, 3-P, 1-PR)

Most Touchdowns, Season

- 16 Chris Warren, 1995 (15-R, 1-P)
- 15 David Sims, 1978 (14-R, 1-P)
- Sherman Smith, 1979 (11-R, 4-P)
- Derrick Fenner, 1990 (14-R, 1-P)

Most Touchdowns, Rookie, Season


- 14 Curt Warner, 1983 (13-R, 1-P)
- 10 Daryl Turner, 1984 (10-P)
- 9 Joey Galloway, 1995 (1-R, 7-P, 1-PR)

Most Touchdowns, Game

- 4 Daryl Turner, vs. San Diego 9/15/84 (4-P)
- Curt Warner, vs. Denver 12/11/88 (4-R)
- 3 By 16 Players (Last: Ricky Watters, at Kansas City 11/21/99 [2-R, 1-P])

Most Consecutive Games Scoring Touchdowns

- 7 David Sims, 1978
- Chris Warren, 1993-94
- 6 Joey Galloway, 1998
- 5 Curt Warner, 1983
- Steve Largent, 1984



Curt Warner (1983-89)

POINTS AFTER TOUCHDOWNS

Most Points After Touchdown Attempted, Career

- 338 Norm Johnson, 1982-90
- 177 Todd Peterson, 1995-99
- 148 Efen Herrera, 1978-81

Most Points After Touchdown Attempted, Season

- 51 Norm Johnson, 1984
- 50 Norm Johnson, 1983
- 46 Efen Herrera, 1979

Most Points After Touchdown Attempted, Game

- 8 John Leypoldt, vs. Buffalo 10/20/77
- 7 Norm Johnson, vs. San Diego 9/15/85
- 6 By 4 Players (Last: Todd Peterson, at Jacksonville 11/12/95)

Most Points After Touchdown, Career

- 333 Norm Johnson, 1982-90
- 177 Todd Peterson, 1995-99
- 139 Efen Herrera, 1978-81

Most Points After Touchdown, Season

- 50 Norm Johnson, 1984
- 49 Norm Johnson, 1983
- 43 Efen Herrera, 1979

Most Points After Touchdown, Game

- 8 John Leypoldt, vs. Buffalo 10/20/77
- 7 Norm Johnson, vs. San Diego 9/15/85
- 6 By 4 Players (Last: Todd Peterson, at Jacksonville 11/12/95)

Most Consecutive Points After Touchdown

- 177 Todd Peterson, 1995-99
- 165 Norm Johnson, 1985-90
- 72 Norm Johnson, 1984-85

Highest Points After Touchdown % (100 or more PATs)

- 100.00 Todd Peterson, 1995-99 (177-177)
- 98.52 Norm Johnson 1982-89 (333-338)
- 93.92 Efen Herrera 1978-81 (139-148)

Most Points After Touchdown, No Misses, Season

- 42 Norm Johnson, 1986
- 41 Todd Peterson, 1998
- 40 Norm Johnson, 1987
- Todd Peterson, 1995

Most Points After Touchdown, No Misses, Game

- 8 John Leypoldt, vs. Buffalo 10/20/77
- 7 Norm Johnson, vs. San Diego 9/15/85
- 6 By 4 Players
(Last: Todd Peterson, at Jacksonville 11/12/95)

TWO-POINT CONVERSIONS

(Two-point conversion rule was adopted in 1994)

Most Two-Point Conversion Attempts, Career

- 5 Chris Warren, 1990-97
- 4 Lamar Smith, 1994-97
- 3 Rick Tuten, 1991-97
- Warren Moon, 1997

Most Two-Point Conversion Attempts, Season

- 3 Lamar Smith, 1996
- Chris Warren, 1996
- Warren Moon, 1997

Most Two-Point Conversion Attempts, Game

- 2 Warren Moon, vs. Oakland 10/26/97
- 1 By 20 Players

Most Two-Point Conversions Made, Career

- 4 Lamar Smith, 1994-97
- 2 Chris Warren, 1990-97
- 1 By 3 Players

Most Two-Point Conversions Made, Season

- 3 Lamar Smith, 1996
- 1 By 6 Players
(Last: Lamar Smith, at Baltimore 12/7/97 [pass])

Most Two-Point Conversions Made, Game

- 1 By 11 Players
(Last: Mike Pritchard, vs. Oakland, 11/1/98)

FIELD GOALS

Most Field Goals Attempted, Career

- 228 Norm Johnson, 1982-90
- 154 Todd Peterson, 1995-99
- 105 John Kasay, 1991-94
- 92 Efen Herrera, 1978-81

Most Field Goals Attempted, Season

- 40 Todd Peterson, 1999
- 35 Norm Johnson, 1986
- 34 Todd Peterson, 1996

Most Field Goals Attempted, Game

- 6 Norm Johnson, vs. Kansas City 9/20/87
- Todd Peterson, vs. San Diego, 12/12/99
- Todd Peterson, at Pittsburgh, 9/26/99
- 5 By 5 Players (Last: Todd Peterson, vs. Buffalo 12/8/96)

Most Field Goals, Career

- 159 Norm Johnson, 1982-90
- 126 Todd Peterson, 1995-99
- 82 John Kasay, 1991-94

Most Field Goals, Season

- 34 Todd Peterson, 1999
- 28 Todd Peterson, 1996
- 25 John Kasay, 1991

Most Field Goals, Rookie, Season

- 25 John Kasay, 1991
- 23 Todd Peterson, 1995
- 10 Norm Johnson, 1982

Most Field Goals, Game

- 5 Norm Johnson, vs. Kansas City 9/20/87
(6 attempts)
- Norm Johnson, vs. L.A. Raiders 12/18/88
(5 attempts)
- Todd Peterson, at Pittsburgh 9/26/99
(6 attempts)
- 4 11 Times
(Last: Todd Peterson, vs. Buffalo 10/24/99)

Most Field Goals, One Quarter

- 3 Norm Johnson, vs. L.A. Raiders 12/18/88
(2nd)
- Norm Johnson, vs. Kansas City 10/8/89 (2nd)
- 2 26 Times
(Last: Todd Peterson, at NY Jets 1/2/00 1st)

Most Consecutive Games Scoring Field Goals

- 13 Todd Peterson, 1996-97
- 11 Todd Peterson, 1995-96
- 10 Efen Herrera, 1978-79
- 9 Norm Johnson, 1983-84
- John Kasay, 1991
- Todd Peterson, 1997
- Todd Peterson, 1999

Most Consecutive Field Goals

- 16 Todd Peterson, 1999
- 14 Todd Peterson, 1996
- 13 Efen Herrera, 1979-80
- John Kasay, 1991
- Todd Peterson, 1996-97

Longest Field Goal

- 55 John Kasay, at Kansas City 1/2/94
- 54 By 5 Players
- (Last: Todd Peterson, vs. Minnesota 11/10/96)

Longest Field Goal Attempted

- 60 Efen Herrera, vs. Kansas City 11/9/80
- 58 Todd Peterson, at Kansas City 9/28/97 (OT)
- 56 John Kasay, at Denver 11/13/94

Highest Field Goal %, Career (Minimum 25 Attempts)

- 81.81 Todd Peterson, 1995-99 (154-126)
- 78.10 John Kasay, 1991-94 (105-82)
- 69.74 Norm Johnson, 1982-90 (228-159)

Highest Field Goal %, Season (Minimum 1 att per game)

- 85.00 Todd Peterson, 1999 (40-34)
- 83.33 Norm Johnson, 1984 (24-20)
- 83.33 John Kasay, 1994 (24-20)
- 82.61 Efen Herrera, 1979 (23-19)

Most Field Goals, No Misses, Game

- 5 Norm Johnson, vs. L.A. Raiders 12/18/88
- 4 By 10 Players
- (Last: Todd Peterson, vs. Buffalo 10/24/99)

Most Field Goal Attempts, 50 or More Yards, Career

- 26 Norm Johnson, 1982-90
- 15 Todd Peterson, 1995-99
- 10 John Kasay, 1991-94
- 9 Efen Herrera, 1978-81

Most Field Goals, 50 or More Yards, Career

- 10 Norm Johnson, 1982-90
- 7 Todd Peterson, 1995-99
- 6 John Kasay, 1991-94

Most Field Goals, 50 or More Yards, Season

- 5 Norm Johnson, 1986
- 3 John Kasay, 1993
- Todd Peterson, 1998

Most Field Goals, 50 or More Yards, Game

- 2 Norm Johnson, vs. L.A. Raiders 12/8/86
- John Kasay, vs. San Diego 10/23/91
- (Ties NFL record)
- 1 19 Times
- (Last: Todd Peterson, at Pittsburgh 9/26/99)

SAFETIES**Most Safeties, Career**

- 2 Rod Stephens, 1989-94
- 1 By 7 Players

Most Safeties, Season

- 2 Rod Stephens, 1993
- (ties NFL record)
- 1 By 7 Players
- (Last: Dan Saleaumua, 1997)

Most Safeties, Game

- 1 By 9 Players
- (Last: Dan Saleaumua, at Baltimore 12/7/97)

RUSHING**ATTEMPTS****Most Attempts, Career**

- 1,649 Curt Warner, 1983-89
- 1,559 Chris Warren, 1990-97
- 1,148 John L. Williams, 1986-93

Most Attempts, Season

- 335 Curt Warner, 1983
- 333 Chris Warren, 1994
- 325 Ricky Watters, 1999
- 319 Curt Warner, 1986
- Ricky Watters, 1998

Most Attempts, Rookie, Season

- 335 Curt Warner, 1983
- 129 John L. Williams, 1986
- 119 Sherman Smith, 1976

Most Attempts, Game

- 36 Chris Warren, at New England 9/19/93
- 33 Lamar Smith, at Detroit 11/17/96
- 32 Curt Warner, vs. Kansas City 11/27/83 (OT)
- Ricky Watters, vs. Indianapolis 12/20/98

YARDS GAINED**Most Yards Gained, Career**

- 6,706 Chris Warren, 1990-97
- 6,705 Curt Warner, 1983-89
- 4,579 John L. Williams, 1986-93

Most Seasons, 1,000 or More Yards Rushing

- 4 Curt Warner, 1983, 1985, 1986, 1988
- Chris Warren, 1992, 1993, 1994, 1995

Most Yards Gained, Season

- 1,545 Chris Warren, 1994
- 1,481 Curt Warner, 1986
- 1,449 Curt Warner, 1983

Most Yards Gained, Rookie, Season

- 1,449 Curt Warner, 1983
- 538 John L. Williams, 1986
- 537 Sherman Smith, 1976

Most Yards Gained, Game

- 207 Curt Warner, vs. Kansas City 11/27/83 (OT)
- 192 Curt Warner, vs. Denver 12/20/86
- 185 Chris Warren, at Houston 12/11/94

Most Games, 100 or More Yards Rushing, Career

- 24 Chris Warren, 1990-97
- 23 Curt Warner, 1983-89
- 9 Ricky Watters, 1998-99
- 6 John L. Williams, 1986-93

Most Games, 100 or More Yards Rushing, Season

- 8 Chris Warren, 1995
- 7 Curt Warner, 1986
- Chris Warren, 1994

Most Consecutive Games, 100 or More Yards, Rushing

- 2 Curt Warner, 1983 (2 times)
- Curt Warner, 1986
- Chris Warren, 1993-94
- Chris Warren, 1994 (2 times)
- Chris Warren, 1995 (4 times)
- Ricky Watters, 1998
- Ricky Watters, 1999

Most Games, 2 or More Players with 100 or More Yards Rushing

- vs. L.A. Raiders 11/28/88
- (Curt Warner 130 and John L. Williams 106)

- vs. Denver 12/11/88
 (Curt Warner 126 and John L. Williams
 109)

Longest Run From Scrimmage

- 86 Joey Galloway, at Jacksonville 11/12/95 (TD)
 77 Steve Broussard, vs. Tennessee 10/5 (TD)
 68 Lamar Smith, at Arizona 10/22/95 (OT)

AVERAGE GAIN

Highest Average Gain, Career (100 or More Attempts)

- 4.87 Jim Zorn, 1976-84 (307-1,494)
 4.56 Lamar Smith, 1994-97 (282-1,286)
 4.30 Chris Warren, 1990-97 (1,559-6,706)

Highest Average Gain, Season (100 or More Attempts)

- 4.87 Sherman Smith, 1978 (165-805)
 4.68 Sherman Smith, 1977 (163-763)
 4.64 Curt Warner, 1986 (319-1,481)

Highest Average Gain, Game (10 or More Attempts)

- 13.80 Steve Broussard, vs. Tennessee 10/5/97
 8.86 Sherman Smith, vs. Atlanta 11/7/76
 (14-124)
 8.64 Lawrence McCutcheon, vs. Dallas 11/27/80
 (11-95)

TOUCHDOWNS

Most Touchdowns, Career

- 55 Curt Warner, 1983-89
 44 Chris Warren, 1990-97
 28 Sherman Smith, 1976-82

Most Touchdowns, Season

- 15 Chris Warren, 1995
 14 David Sims, 1978
 Derrick Fenner, 1990

Most Touchdowns, Rookie, Season

- 13 Curt Warner, 1983
 5 David Sims, 1977
 4 Sherman Smith, 1976
 Jim Zorn, 1976

Most Touchdowns, Game

- 4 Curt Warner, vs. Denver
 12/11/88
 3 By 9 Players
 (Last: Chris Warren, vs. Oakland 12/17/95)

Most Consecutive Games Rushing for Touchdown

- 6 Chris Warren, 1993-94
 5 Curt Warner, 1983
 4 David Sims, 1978
 Derrick Fenner, 1990
 Ricky Watters, 1998

PASSING

PASS RATING

Highest Pass Rating, Career (Minimum 500 Attempts)

- 82.3 Dave Krieg, 1980-91
 81.3 Warren Moon, 1997-98
 77.4 Jon Kitna, 1997-99
 67.8 Jim Zorn, 1976-84

Highest Pass Rating, Season (Minimum 160 Attempts)

- 95.0 Dave Krieg, 1983
 94.6 Dave Krieg, 1988
 91.0 Dave Krieg, 1986

Highest Pass Rating, Rookie, Season (100 attempts)

- 67.0 Rick Mirer, 1993
 49.5 Jim Zorn, 1976

ATTEMPTS

Most Passes Attempted, Career

- 3,576 Dave Krieg, 1980-91
 2,992 Jim Zorn, 1976-84
 1,523 Rick Mirer, 1993-96

Most Passes Attempted, Season

- 532 Dave Krieg, 1985
 528 Warren Moon, 1997
 505 Jim Zorn, 1979

Most Passes Attempted, Rookie, Season

- 486 Rick Mirer, 1993
 436 Jim Zorn, 1976
 173 Kelly Stouffer, 1988

Most Passes Attempted, Game

- 51 Dave Krieg, vs. Atlanta
 10/13/85
 50 Dave Krieg, vs. Denver
 12/15/84
 Jeff Kemp, at Denver
 9/15/91

COMPLETIONS

Most Passes Completed, Career

- 2,096 Dave Krieg, 1980-91
 1,593 Jim Zorn, 1976-84
 814 Rick Mirer, 1993-96

Most Passes Completed, Season

- 313 Warren Moon, 1997
 286 Dave Krieg, 1989
 285 Jim Zorn, 1979
 Dave Krieg, 1985

Most Passes Completed, Rookie, Season

- 274 Rick Mirer, 1993
 208 Jim Zorn, 1976
 98 Kelly Stouffer, 1988

Most Passes Completed, Game

- 33 Dave Krieg, vs. Atlanta 10/13/85
 31 Jim Zorn, vs. Kansas City 9/27/81
 Dave Krieg, vs. Denver 11/20/83

Most Consecutive Passes Completed

- 17 Warren Moon, vs. Oakland 11/1/98
 15 Jim Zorn, vs. Cleveland 10/12/80
 14 Jim Zorn, vs. N.Y. Jets 11/26/79
 Dave Krieg, vs. L.A. Raiders 9/16/90

COMPLETION PERCENTAGE

Highest Completion %, Career (100 Attempts)

- 59.45 Jon Kitna, 1997-98 (217-129)
 58.61 Dave Krieg, 1980-91 (3,576-2,096)
 58.27 Warren Moon, 1997-98 (786-458)
 56.04 Jon Kitna, 1997-99 (712-399)
 54.81 John Friesz, 1995-98 (367-199)

Highest Completion Percentage, Season (100Att.)

- 65.61 Dave Krieg, 1991 (285-187)
 60.54 Dave Krieg, 1987 (294-178)
 60.49 Dave Krieg, 1983 (243-147)

Highest Completion %, Rookie, Season (Qualifiers)

- 56.38 Rick Mirer, 1993 (486-274)
 47.38 Jim Zorn, 1976 (439-208)

Highest Completion %, Game (20 Attempts)

- 86.36 Dave Krieg, vs. Denver 12/11/88 (22-19)
 80.65 Dave Krieg, vs. Pittsburgh 10/20/91 (31-25)
 79.31 Jim Zorn, vs. Cleveland 10/12/80 (29-23)
 Dave Krieg, vs. San Diego 10/29/84 (29-23)

YARDS GAINED**Most Yards Gained, Career**

- 26,132 Dave Krieg, 1980-91
 20,122 Jim Zorn, 1976-84
 9,094 Rick Mirer, 1993-96

Most Seasons, 3,000 or More Yards Passing

- 4 Dave Krieg, 1984, 1985, 1989, 1990
 3 Jim Zorn, 1978-80
 1 Warren Moon, 1997; Jon Kitna, 1999

Most Consecutive Seasons, 3,000 or More Yards Passing

- 3 Jim Zorn, 1978-80
 2 Dave Krieg, 1984-85
 Dave Krieg, 1989-90

Most Yards Gained, Season

- 3,678 Warren Moon, 1997
 3,671 Dave Krieg, 1984
 3,661 Jim Zorn, 1979

Most Yards Gained, Rookie, Season

- 2,833 Rick Mirer, 1993
 2,571 Jim Zorn, 1976
 1,106 Kelly Stouffer, 1988

Most Yards Gained, Game

- 418 Dave Krieg, vs. Denver 11/20/83
 410 Dave Krieg, vs. L.A. Raiders 12/18/88
 409 Warren Moon, vs. Oakland 10/26/97

Most Games, 400 or More Yards Passing, Career

- 4 Dave Krieg, 1980-91
 1 Warren Moon, 1997

Most Games, 300 or More Yards Passing, Career

- 11 Dave Krieg, 1980-91
 9 Jim Zorn, 1976-84
 2 Jeff Kemp, 1987-91

Most Games, 300 or More Yards Passing, Season

- 3 Jim Zorn, 1979
 Dave Krieg, 1984
 2 By 3 Players
 (Last: Dave Krieg, 1985)

Most Consecutive Games, 300 or More Yards Passing,

- 2 Jim Zorn, 1979
 Jim Zorn, 1981

Longest Pass Completion

- 82 Jim Zorn (to David Sims) vs. Cincinnati
 9/25/77 (TD)
 81 John Friesz (to Joey Galloway) at San Diego
 10/25/98
 80 4 Times
 (Last: John Friesz (to
 Brian Blades) at Miami
 10/6/96 [TD])

AVERAGE GAIN**Highest Average Gain, Career (100 Attempts)**

- 7.31 Dave Krieg, 1980-91 (3,576-26,132)
 7.14 John Friesz, 1995-98 (416-2,971)
 6.97 Jeff Kemp, 1987-91 (249-1,735)

Highest Average Gain, Season (Qualifiers)

- 8.80 Dave Krieg, 1983 (243-2,139)
 7.79 Dave Krieg, 1986 (375-2,921)
 7.65 Dave Krieg, 1984 (480-3,761)

Highest Average Gain, Rookie, Season (Qualifiers)

- 5.85 Jim Zorn, 1976 (439-2,571)
 5.83 Rick Mirer, 1993 (486-2,833)

Highest Average Gain, Game (20 Attempts)

- 14.52 Dave Krieg, vs. San Diego 12/14/86
 (21-305)
 13.30 Dave Krieg, vs. Kansas City 11/11/90
 (23-306)
 12.87 Jim Zorn, vs. Buffalo 10/30/77
 (23-296)

TOUCHDOWNS**Most Touchdown Passes, Career**

- 195 Dave Krieg, 1980-91
 107 Jim Zorn, 1976-84
 41 Rick Mirer, 1993-96

Most Touchdown Passes, Season

- 32 Dave Krieg, 1984
 27 Dave Krieg, 1985
 25 Warren Moon, 1997

Most Touchdown Passes, Game

- 5 By 4 Players
 (Last: Warren Moon, vs. Oakland 10/26/97)

Most Games, 5 or More TD Passes, Career

- 3 Dave Krieg, 1980-91
 1 Warren Moon, 1997

Most Games, 4 or More TD Passes, Career

- 7 Dave Krieg, 1980-91
 4 Jim Zorn, 1976-84
 2 Warren Moon, 1997

Most Games, 5 or More TD Passes, Season

- 1 By 4 Players
 (Last: Warren Moon, 1997)

Most Games, 4 or More TD Passes, Season

- 2 Warren Moon, 1997

Most Consecutive Games, 4 or More TD Passes

- 1 14 Times
 (Last: Warren Moon, vs. San Francisco
 12/21/97)

Most Consecutive Games, Touchdown Passes

- 28 Dave Krieg, 1983-85
 (3rd in NFL history)
 13 Warren Moon, 1997-98
 10 By 3 Players
 (Last: Dave Krieg, 1988-89)

HIGHEST PERCENTAGE, TOUCHDOWN PASSES**Highest %, TD Passes, Career (100 Attempts)**

- 5.45 Dave Krieg, 1980-91 (3,576-195)
 4.58 Warren Moon, 1997 (786-36)
 3.75 Steve Myer, 1976-79 (160-6)

Highest %, TD Passes Season (Qualifiers)

- 7.89 Dave Krieg, 1988 (228-18)
 7.82 Dave Krieg, 1987 (294-23)
 7.41 Dave Krieg, 1983 (243-18)

Highest %, TD Passes, Rookie, Season (Qualifiers)

- 2.73 Jim Zorn, 1976 (439-12)
2.47 Rick Mirer, 1993 (486-12)

HAD INTERCEPTED**Most Consecutive Passes Attempted, None Intercepted**

- 153 Jim Zorn, 1979
137 Dave Krieg, 1988
132 Rick Mirer, 1994

Most Passes Had Intercepted, Career

- 148 Dave Krieg, 1980-91
133 Jim Zorn, 1976-84
56 Rick Mirer, 1993-96

Most Passes Had Intercepted, Season

- 27 Jim Zorn, 1976
24 Dave Krieg, 1984
20 By 6 Players
(Last: Rick Mirer, 1995)

Most Passes Had Intercepted, Game

- 6 Jim Zorn, vs. Detroit 10/24/76
5 Jim Zorn, vs. Kansas City 11/9/80
Dave Krieg, at Kansas City 12/9/84
Jon Kitna, vs. Tampa Bay 11/28/99

Most Attempts, No Interceptions, Game

- 47 Jim Zorn, vs. Kansas City 9/27/81
46 Warren Moon, vs. Oakland 10/26/97
44 Dave Krieg, vs. Denver 11/25/84

LOWEST PERCENTAGE, PASSES HAD INTERCEPTED**Lowest %, Passes Had Intercepted, Career (100 Att)**

- 2.88 John Friesz, 1995-98 (416-12)
3.05 Warren Moon, 1997-98 (786-24)
3.68 Rick Mirer, 1993-96 (1,523-56)

Lowest %, Passes Had Intercepted, Season (Qualifiers)

- 1.84 Rick Mirer, 1994 (381-7)
2.27 Jim Zorn, 1981 (397-9)
2.93 Dave Krieg, 1986 (375-11)

Lowest %, Passes Had Intercepted, Rookie Season

- 3.50 Rick Mirer, 1993 (486-17)
6.15 Jim Zorn, 1976 (439-27)

RECEIVING**Most Pass Receptions, Career**

- 819 Steve Largent, 1976-89 (3rd in NFL history)
581 Brian Blades, 1988-98
471 John L. Williams, 1986-93

Most Seasons, 80 or More Pass Receptions

- 2 Brian Blades, 1993-94

Most Seasons, 70 or More Pass Receptions

- 6 Steve Largent, 1978, 1981, 1983-86
5 Brian Blades, 1989, 1991, 1993-95
3 John L. Williams, 1989, 1990, 1992

Most Seasons, 50 or More Pass Receptions

- 10 Steve Largent, 1976, 1978-81, 1983-87
6 John L. Williams, 1988-93
5 Brian Blades, 1989, 1991, 1993-95

Most Pass Receptions, Season

- 81 Brian Blades, 1994
80 Brian Blades, 1993
79 Steve Largent, 1985

Most Pass Receptions, Rookie, Season

- 67 Joey Galloway, 1995
54 Steve Largent, 1976

**Daryl Turner (1984-87)**

- 42 Curt Warner, 1983

Most Pass Receptions, Game

- 15 Steve Largent, vs. Detroit 10/18/87
12 By 4 Players (Last: Brian Blades, vs. New Orleans 9/1/91)

Most Consecutive Games, Pass Receptions

- 177 Steve Largent, 1977-89
71 Joey Galloway, 1995-99
52 Brian Blades, 1992-95
41 Sherman Smith, 1976-79

YARDS GAINED**Most Yards Gained, Career**

- 13,089 Steve Largent, 1976-89 (4th in NFL history)
7,623 Brian Blades, 1988-98
4,457 Joey Galloway, 1995-99
4,151 John L. Williams, 1986-93

Most Yards Gained, Season

- 1,287 Steve Largent, 1985
1,237 Steve Largent, 1979
1,224 Steve Largent, 1981

Most Yards, Rookie, Season

- 1,039 Joey Galloway, 1995
715 Daryl Turner, 1984
705 Steve Largent, 1976

Most Yards Gained, Game

- 261 Steve Largent, vs. Detroit 10/18/87
191 Steve Largent, vs. Denver 11/25/84
180 John L. Williams, at L.A. Raiders 12/18/88

Most Games, 100 or More Yards, Receiving, Career

- 40 Steve Largent, 1976-89
17 Brian Blades, 1988-98
12 Joey Galloway, 1995-98

Most Games, 100 or More Yards, Receiving, Season

- 6 Steve Largent, 1979
5 Steve Largent, 1984
Brian Blades, 1989

Most Consecutive Games, 100 or More Yards Receiving

- 2 By 7 Players (Last: Joey Galloway 1997-98)

Longest Pass Reception

- 82 David Sims (from Jim Zorn) vs. Cincinnati 9/25/77 (TD)
 81 Joey Galloway (from John Friesz) at San Diego 10/25/98 (TD)
 80 By 4 Players
 (Last: Brian Blades [from John Friesz] at Miami 10/6/96 [TD])

AVERAGE PER RECEPTION**Highest Average Per Reception, Career (100 Receptions)**

- 18.53 Daryl Turner, 1984-87 (101-1,872)
 15.98 Steve Largent, 1976-89 (819-13,089)
 15.75 Joey Galloway, 1995-99 (283-4,457)

Highest Average Per Reception, Season (50 Receptions)

- 18.74 Steve Largent, 1979 (66-1,237)
 17.31 Joey Galloway, 1996 (57-987)
 17.10 Sean Dawkins, 1999 (58-992)
 16.45 Steve Largent, 1978 (71-1,168)

Highest Average Per Reception, Game (5 Receptions)

- 27.80 Steve Largent, vs. Oakland 9/16/79 (5-139)
 25.71 John L. Williams, vs. L.A. Raiders 12/18/88 (7-180)
 23.67 Joey Galloway, at Philadelphia 9/6/98 (6-142)

TOUCHDOWNS**Most Touchdowns, Career**

- 100 Steve Largent, 1976-89
 37 Joey Galloway, 1995-99
 36 Daryl Turner, 1984-87
 34 Brian Blades, 1988-97

Most Touchdowns, Season

- 13 Daryl Turner, 1985
 12 Steve Largent, 1984
 Joey Galloway, 1997

Most Touchdowns, Rookie, Season

- 10 Daryl Turner, 1984
 8 Brian Blades, 1988
 7 Joey Galloway, 1995

Most Touchdowns, Game

- 4 Daryl Turner, vs. San Diego 9/15/85
 3 By 4 Players
 (Last: Joey Galloway, vs. Oakland 10/26/97)

Most Consecutive Games, Touchdowns

- 5 Steve Largent, 1984
 Joey Galloway, 1998
 4 By 3 Players
 (Last: Daryl Turner, 1985)

INTERCEPTIONS**Most Interceptions By, Career**

- 50 Dave Brown, 1976-86
 42 Eugene Robinson, 1985-95
 41 John Harris, 1978-85

Most Interceptions By, Season

- 10 John Harris, 1981
 Kenny Easley, 1984
 9 Eugene Robinson, 1993

**Rick Tuten (1991-97)****Most Interceptions By, Rookie, Season**

- 4 John Harris, 1978
 3 By 4 Players
 (Last: Carlton Gray, 1993)

Most Interceptions By, Game

- 3 Kenny Easley, vs. San Diego 10/29/84
 Eugene Robinson, at Pittsburgh 12/6/92
 Darryl Williams, vs. San Diego 9/21/97

Most Consecutive Games, Passes Intercepted

- 4 John Harris, 1980
 Eugene Robinson, 1991
 3 By 6 Players (Last: Darryl Williams 1997)

YARDS RETURNED**Most Yards Returned, Career**

- 643 Dave Brown, 1976-86
 586 Eugene Robinson, 1985-95
 528 Kenny Easley, 1981-87

Most Yards Returned, Season

- 179 Dave Brown, 1984
 172 Darryl Williams, 1997
 157 Eddie McMillan, 1977

Most Yards Returned, Game

- 148 Dave Brown, vs. Kansas City 11/4/84
 125 Kenny Easley, vs. Cleveland 12/20/81
 91 Sammy Green, vs. San Francisco 10/7/79

Longest Return

- 91 Sammy Green, vs. San Francisco 10/7/79 (TD)
 90 Dave Brown, vs. Kansas City 11/4/84 (TD)
 82 Kenny Easley, vs. Cleveland 12/20/81 (TD)

TOUCHDOWNS**Most Touchdowns, Career**

- 5 Dave Brown, 1976-86
 3 Keith Simpson, 1978-85
 Kenny Easley, 1981-87

Most Touchdowns, Season

- 2 By 6 Players
(Last: Shawn Springs, Darrin Smith 1998)

Most Touchdowns, Game

- 2 Dave Brown, vs. Kansas City 11/4/84 (Ties NFL record)
- 1 38 Times
(Last: Merton Hanks, at Pittsburgh 9/26/99)

PUNTING

Most Punts, Career

- 554 Rick Tuten, 1991-97
- 299 Jeff West, 1981-85
- 257 Herman Weaver, 1977-80

Most Punts, Season

- 108 Rick Tuten, 1992
(Tied for 3rd in NFL history)
- 95 Jeff West, 1984
- 91 Rick Tuten, 1994

Most Punts, Rookie, Season

- 80 Rick Engles, 1976
- 79 Vince Gamache, 1986
- 47 Ruben Rodriguez, 1987
- Jimmy Colquitt, 1985

Most Punts, Game

- 12 Rick Tuten, vs. Denver 11/28/93
- 11 By 3 Players (Last: Rick Tuten, vs. Philadelphia 12/13/92 [OT])

Longest Punt

- 73 Rick Tuten, at Buffalo 10/15/95
- 68 Ruben Rodriguez, vs. Denver 9/4/88
- 66 Rick Tuten, vs. Buffalo 12/8/96

AVERAGE YARDAGE**Highest Average, Punting, Career (100 Punts)**

- 43.81 Rick Tuten, 1991-97 (554-224,268)
- 40.28 Ruben Rodriguez, 1987-89 (192-7,733)
- 39.62 Herman Weaver, 1977-80 (257-10,182)

Highest Average, Punting, Season

- 45.00 Rick Tuten, 1995 (83-3,735)
- 44.52 Rick Tuten, 1993 (90-4,007)
- 44.07 Rick Tuten, 1992 (108-4760)
- Jeff Feagles, 1998 (81-3570)

Highest Average, Punting, Rookie, Season

- 40.00 Ruben Rodriguez, 1987 (47-1,880)
- 38.58 Vince Gamache, 1986 (79-3,048)
- 38.34 Rick Engles, 1976 (80-3,067)

Highest Average Punting, Game (Minimum 4 Punts)

- 55.20 Rick Tuten, vs. Buffalo 12/8/96 (5-276)
- 52.83 Rick Tuten, at Buffalo 10/15/95 (6-317)
- 52.50 Rick Tuten, at San Diego 10/4/92 (6-315)

Highest Net Punting Average, Season

- 38.74 Rick Tuten, 1992
- 37.27 Rick Tuten, 1993
- 36.90 Rick Tuten, 1991

INSIDE THE 20**Most Punts Inside the 20, Career**

- 147 Rick Tuten, 1991-97
- 73 Jeff West, 1981-85
- 61 Jeff Feagles 1998-99
- 49 Herman Weaver, 1977-80

Most Punts Inside the 20, Season

- 34 Jeff Feagles, 1999
- 33 Rick Tuten, 1994
- 29 Rick Tuten, 1992
- 27 Jeff Feagles, 1998

Most Punts Inside the 20, Game

- 6 Rick Tuten, vs. Minnesota 11/10/96
- Jeff Feagles, vs. Kansas City 12/26/99
- 5 3 Times
(Last: Rick Tuten, at Washington 9/4/94)

TOUCHBACKS**Most Touchbacks, Career**

- 45 Rick Tuten, 1991-97
- 28 Jeff West, 1981-85
- 19 Herman Weaver, 1977-80

Most Touchbacks, Season

- 12 Jeff Feagles, 1998
- 10 Jeff West, 1983
- 8 By 4 Players (Last: Rick Tuten, 1995)

Most Touchbacks, Game

- 3 By 4 Players
(Last: Ruben Rodriguez, vs. S.D. 10/29/89)

HAD BLOCKED**Most Punts Had Blocked, Career**

- 6 Herman Weaver, 1977-80
- 3 Rick Engles, 1976-77
- 2 By 2 Players
(Last: Kyle Richardson, 1997)

Most Punts Had Blocked, Season

- 3 Herman Weaver, 1979
- 2 By 3 Players
(Last: Kyle Richardson, 1997)

**Herman Weaver (1977-80)**

Most Punts Had Blocked, Game

- 2 Herman Weaver vs. Kansas City 9/30/79
 1 By 12 Players
 (Last: Kyle Richardson, vs. K.C. 11/23/97)

PUNT RETURNS**Most Punt Returns, Career**

- 94 Chris Warren, 1990-97
 89 Bobby Joe Edmonds, 1986-88
 76 Joey Galloway, 1995-98

Most Punt Returns, Season

- 41 Will Lewis, 1980
 36 Joey Galloway, 1995
 35 Bobby Joe Edmonds, 1988

Most Punt Returns, Rookie, Season

- 36 Joey Galloway, 1995
 34 Rufus Crawford, 1978
 Bobby Joe Edmonds, 1986

Most Punt Returns, Game

- 7 Walter Packer, vs. N.Y. Jets 11/13/77
 6 Bobby Joe Edmonds, vs. L.A. Raiders 12/8/86
 5 By 12 Players
 (Last: Joey Galloway, vs. Oakland
 12/17/95)

FAIR CATCHES**Most Fair Catches, Career**

- 60 Chris Warren, 1990-97
 35 Kelvin Martin, 1993-94
 26 Bobby Joe Edmonds, 1986-88

Most Fair Catches, Season

- 25 Chris Warren, 1992
 20 Kelvin Martin, 1994
 19 Chris Warren, 1991

Most Fair Catches, Game

- 5 James Jefferson, vs. Denver 10/22/89
 Chris Warren, vs. Pittsburgh 10/20/91
 Chris Warren, vs. Denver 11/30/92 (OT)

YARDS GAINED**Most Yards Gained, Career**

- 1,010 Bobby Joe Edmonds, 1986-88
 843 Paul Johns, 1981-84
 819 Chris Warren, 1990-97

Most Yards Gained, Season


- 419 Bobby Joe Edmonds, 1986
 360 Joey Galloway, 1995
 349 Will Lewis, 1980

Most Yards Gained, Rookie, Season

- 419 Bobby Joe Edmonds, 1986
 360 Joey Galloway, 1995
 349 Will Lewis, 1980

Most Yards Gained, Game

- 106 Charlie Rogers, at Pittsburgh 9/26/99
 105 Joey Galloway, vs. N.Y. Giants 11/5/95
 103 Bobby Joe Edmonds, vs. Philadelphia
 11/23/86
 101 Bobby Joe Edmonds, vs. Pittsburgh 9/7/86

**Chris Warren (1990-97)****Longest Punt Return**

- 94 Charlie Rogers, at Pittsburgh 9/26/99 (TD)
 89 Joey Galloway, vs. N.Y. Giants 11/5/95 (TD)
 88 Joey Galloway, vs. Denver 9/8/96 (TD)
 75 Will Lewis, at Denver 11/23/80 (TD)
 Paul Johns, vs. L.A. Raiders 10/16/83 (TD)
 Bobby Joe Edmonds, vs. Philadelphia
 11/23/86 (TD)

AVERAGE YARDAGE**Highest Average, Career (Minimum 50 Returns)**

- 11.39 Paul Johns, 1981-84 (74-843)
 11.35 Bobby Joe Edmonds, 1986-88 (89-1,010)
 10.42 Joey Galloway, 1995-99 (79-823)

Highest Average, Season (min. 1 per game)

- 14.45 Charlie Rogers, 1999 (22-318)
 12.55 Bobby Joe Edmonds, 1987 (20-251)
 12.32 Bobby Joe Edmonds, 1986 (34-419)
 11.29 Paul Johns, 1983 (28-316)

Highest Average, Rookie, Season (Qualifiers)

- 14.45 Charlie Rogers, 1999 (22-318)
 12.32 Bobby Joe Edmonds, 1986 (34-419)
 11.06 Paul Johns, 1981 (16-177)
 10.00 Joey Galloway, 1995 (36-360)

Highest Average, Game (Minimum 3 Returns)

- 32.00 Paul Johns, vs. L.A. Raiders 10/16/83
 (3-96)
 29.33 Joey Galloway, vs. Denver
 9/8/96 (3-88)
 26.33 Paul Johns, vs. New England 9/16/84
 (3-79)

TOUCHDOWNS**Most Touchdowns, Career**

- 4 Joey Galloway, 1995-98
 2 Paul Johns, 1981-84
 1 By 4 Players

Most Touchdowns, Season

- 2 Joey Galloway, 1998

- 1 By 8 Players (Last: Charlie Rogers, 1999)

Most Touchdowns, Rookie, Season

- 1 Will Lewis, 1980
Bobby Joe Edmonds, 1986
Joey Galloway, 1995
Charlie Rogers, 1999

Most Touchdowns, Game

- 1 By 8 Players
(Last: Charlie Rogers, at Pittsburgh
9/26/99)

KICKOFF RETURNS

Most Kickoff Returns, Career

- 175 Steve Broussard, 1995-98
101 Bobby Joe Edmonds, 1986-88
86 Chris Warren, 1990-97

Most Kickoff Returns, Season

- 50 Steve Broussard, 1997
49 Zachary Dixon, 1983
43 Steve Broussard, 1995
Steve Broussard, 1996

Most Kickoff Returns, Game

- 8 Bobby Joe Edmonds, vs. L.A. Raiders
11/30/87
7 By 4 Players
(Last: Ronnie Harris, vs. Oakland 10/26/97)

YARDS GAINED

Most Yards Gained, Career

- 4,060 Steve Broussard, 1995-98
2,228 Bobby Joe Edmonds, 1986-88
1,794 Chris Warren, 1990-97

Most Yards Gained, Season

- 1,148 Zachary Dixon, 1983
1,076 Steve Broussard, 1997
1,064 Steve Broussard, 1995

Most Yards Gained, Rookie, Season

- 829 Rufus Crawford, 1978
820 Al Hunter, 1977
764 Bobby Joe Edmonds, 1986

Most Yards Gained, Game

- 196 Jon Vaughn, at San Diego 10/30/94
174 Oliver Ross, vs. Detroit 10/24/76
173 Zachary Dixon, vs. St. Louis 11/13/83

Longest Kickoff Return

- 97 James Jefferson, vs. K.C. 10/8/89 (TD)
94 Zachary Dixon, vs. St. Louis 11/13/83 (TD)
93 Jon Vaughn, at San Diego 10/30/94 (TD)
90 Steve Broussard, vs. Wash 9/20/98 (TD)

HIGHEST YARDAGE

Highest Average, Career (50 Returns)

- 23.20 Steve Broussard, 1995-98 (175-4,060)
22.06 Bobby Joe Edmonds, 1986-88 (101-2,228)
22.01 Al Hunter, 1977-80 (78-1,717)

Highest Average, Season (1 per game)

- 25.83 Charlie Rogers, 1999 (18-465)
24.74 Steve Broussard, 1995 (43-1,064)
24.06 Al Hunter, 1978 (16-385)
23.69 Rufus Crawford, 1978 (35-829)

Highest Average, Game (Minimum 3 Returns)

- 34.60 Zachary Dixon, vs. St. Louis 11/13/83 (5-173)

- 34.33 David Hollis, vs. K.C. 12/27/87 (3-103)

- 34.00 Bobby Joe Edmonds, vs. Denver 10/26/86
(3-102)

TOUCHDOWNS

Most Touchdowns, Career

- 1 Zachary Dixon, 1983-84
James Jefferson, 1989-93
Jon Vaughn, 1993-94
Steve Broussard, 1995-98

Most Touchdowns, Season

- 1 Zachary Dixon, 1983
James Jefferson, 1989
Jon Vaughn, 1994
Steve Broussard, 1998

Most Touchdowns, Rookie, Season

- 1 James Jefferson, 1989

Most Touchdowns, Game

- 1 Zachary Dixon, vs. St. Louis 11/13/83
James Jefferson, vs. Kansas City 10/8/89
Jon Vaughn, at San Diego 10/30/94
Steve Broussard, vs. Washington 9/20/98

COMBINED KICK RETURNS

Most Combined Kick Returns, Career

- 190 Bobby Joe Edmonds, 1986-88 (89-P, 101-K)
180 Chris Warren, 1990-97 (94-P, 86-K)
175 Steve Broussard, 1995-97 (175-K)

Most Combined Kick Returns, Season

- 75 Bobby Joe Edmonds, 1988 (35-P, 40-K)
69 Rufus Crawford, 1978 (34-P, 35-K)
68 Bobby Joe Edmonds, 1986 (34-P, 34-K)

Most Combined Kick Returns, Game

- 10 Ronnie Harris, vs. Oakland 10/26/97
9 Bobby Joe Edmonds, vs. L.A. Raiders
11/30/89 (1-P, 8-K)
Bobby Joe Edmonds, vs. L.A. Raiders
12/18/88 (3-P, 6-K)

YARDS GAINED

Most Yards Returned, Career

- 4,060 Steve Broussard, 1995-98 (4,060-K)
3,238 Bobby Joe Edmonds, 1986-88 (1,010-P, 2,228-K)
2,613 Chris Warren, 1990-96 (819-P, 1,794-K)

Most Yards Gained, Season

- 1,240 Bobby Joe Edmonds, 1988 (340-P, 900-K)
1,183 Bobby Joe Edmonds, 1986 (419-P, 764-K)
1,148 Zachary Dixon, 1983 (1,148-K)

Most Yards Returned, Game

- 206 Charlie Rogers, at NY Jets 1/2/00
(16-PR, 190-K)
201 Ronnie Harris, vs. Oakland 10/26/97
(36-P, 165-K)
196 Jon Vaughn, at San Diego 10/30/94 (196-K)
188 Bobby Joe Edmonds, vs. L.A. Raiders 12/18/88
(34-P, 154-K)

TOUCHDOWNS

Most Touchdowns, Career

- 4 Joey Galloway, 1995-98 (4-P)
2 Paul Johns, 1981-84 (2-P)
1 By 10 Players

Most Touchdowns, Season

- 2 Joey Galloway, 1998 (2-P)
1 By 10 Players
(Last: Charlie Rogers, 1999 [1-P])

Most Touchdowns, Game

- 1 By 12 Players
(Last: Charlie Rogers, at Pittsburgh 9/26/99)

FUMBLES**Most Fumbles, Career**

- 108 Dave Krieg, 1980-91
49 Jim Zorn, 1976-84
38 Curt Warner, 1983-89

Most Fumbles, Season

- 18 Dave Krieg, 1989
16 Dave Krieg, 1990
13 Rick Mirer, 1993

Most Fumbles, Game

- 6 Dave Krieg, vs. Kansas City 11/5/89
5 Dave Krieg, vs. San Diego 11/25/90 (OT)
4 By 2 Players
(Last: Dan McGwire, vs. Indianapolis 12/4/94)

FUMBLES RECOVERED**Most Fumbles Recovered, Career, Own and Opponents**

- 27 Dave Krieg, 1980-91 (27-own)
17 Jacob Green, 1980-91 (17-opponent)
15 Eugene Robinson, 1985-95 (14-opp, 1-own)

Most Fumbles Recovered, Season, Own and Opponents

- 9 Dave Krieg, 1989 (9-own)
5 By 4 Players
(Last: Rick Mirer, 1993 [5-own])

Most Fumbles Recovered, Game, Own and Opponents

- 3 Dave Krieg, vs. Chicago 12/20/87 (3-own)
Dave Krieg, vs. Kansas City 11/5/89 (3-own)
Rick Mirer, at Detroit 10/17/93 (3-own)

OWN FUMBLES RECOVERED**Most Own Fumbles Recovered, Career**

- 27 Dave Krieg, 1980-91
13 Curt Warner, 1983-89
12 Jim Zorn, 1976-84

Most Own Fumbles Recovered, Season

- 9 Dave Krieg, 1989
5 By 3 Players (Last: Rick Mirer, 1993)

Most Own Fumbles Recovered, Game

- 3 Dave Krieg, vs. Chicago 12/20/87 (3-own)
Dave Krieg, vs. Kansas City 11/5/89 (3-own)
Rick Mirer, at Detroit 10/17/93 (3-own)

OPPONENTS FUMBLES RECOVERED**Most Opponents' Fumbles Recovered, Career**

- 17 Jacob Green, 1980-91
14 Eugene Robinson, 1985-95
11 By 3 Players

Most Opponents' Fumbles Recovered, Season

- 5 Nesby Glasgow, 1989
4 By 12 Players (Last: Chad Brown, 1997)

Most Opponents' Fumbles Recovered, Game

- 3 Darryl Williams, at Kansas City, 10/4/98

- 2 By 14 Players (Last: Chad Brown, at New Orleans 11/16/97)

YARDS RETURNING FUMBLES**Longest Fumble Return**

- 82 Antonio Edwards, at Denver 12/10/95 (TD)
79 Jacob Green, vs. N.Y. Jets 10/27/85 (TD)
62 John Harris, at N.Y. Jets 9/11/83
Carlton Gray, vs. San Diego 10/27/96

TOUCHDOWNS**Most Touchdowns, Career (Total)**

- 2 Jacob Green, 1980-91 (2-opp)
Shelton Robinson, 1982-85 (2-opp)
Chad Brown, 1997 (2-opp)

Most Touchdowns, Season (Total)

- 2 Shelton Robinson, 1983 (2-opp)
Chad Brown, 1997 (2-opp)

1 By 14 Players

(Last: Cortez Kennedy, 1998 [1-opp])

Most Touchdowns, Game (Total)

- 1 By 19 Players
(Last: Cortez Kennedy, 1998)

COMBINED NET YARDS

Yards Gained Via Rushing, Receiving, Interception
Return, Punt Return, Kickoff Return, and Fumble
Return

ATTEMPTS**Most Attempts, Career**

- 1,854 Curt Warner, 1983-89
1,943 Chris Warren, 1990-97
1,628 John L. Williams, 1986-93

Most Attempts, Season

- 379 Curt Warner, 1983
374 Chris Warren, 1994
371 Ricky Watters, 1998



Jacob Green (1980-91)

Most Attempts, Rookie, Season

- 379 Curt Warner, 1983
- 162 Sherman Smith, 1976
- John L. Williams, 1986

Most Attempts, Game

- 36 Chris Warren, at New England 9/19/93
- 35 Lamar Smith, at Detroit 10/17/96
- Ricky Watters, vs. Indianapolis 12/20/98
- 34 Curt Warner, vs. San Diego 9/15/85

YARDS GAINED**Most Yards Gained, Career**

- 13,396 Steve Largent, 1976-89
- 10,663 Chris Warren, 1990-97
- 8,673 John L. Williams, 1986-93

Most Yards Gained, Season

- 1,925 Chris Warren, 1992
- 1,868 Chris Warren, 1994
- 1,822 Curt Warner, 1986

Most Yards Gained, Rookie, Season

- 1,774 Curt Warner, 1983
- 1,583 Joey Galloway, 1995
- 1,172 Bobby Joe Edmonds, 1986

Most Yards Gained, Game

- 261 Steve Largent, vs. Detroit 10/18/87
- 239 John L. Williams, at L.A. Raiders 12/18/88
- 237 Joey Galloway, at Jacksonville 11/12/95

TACKLES**Most Tackles, Career**

- 984 Eugene Robinson, 1985-95
- 813 Keith Butler, 1978-87
- 779 Joe Nash, 1982-96

Most Tackles, Season

- 153 Terry Beeson, 1978
- 150 Chad Brown, 1998
- 140 Michael Jackson, 1981
- 136 Michael Jackson, 1980

Most Tackles, Game

- 18 Terry Beeson, vs. Houston 11/2/77
- Sammy Green, vs. Minnesota 10/8/78
- 16 By 9 Players (Last: Dean Wells, vs. G.B. 9/29/96)

SACKS**Most Sacks, Career**

- 116.0 Jacob Green, 1980-91
- 66.6 Michael Sinclair, 1991-99
- 63.0 Jeff Bryant, 1982-93
- 57.0 Cortez Kennedy, 1990-99

Most Sacks, Season

- 16.5 Michael Sinclair, 1998
- 16.0 Jacob Green, 1983
- 14.5 Jeff Bryant, 1984
- 14.0 Cortez Kennedy, 1992

Most Sacks, Game

- 4.0 Jacob Green, vs. N.Y. Giants 10/19/86
- Michael Sinclair, vs. Denver 9/8/96
- Michael McCrary, at Oakland 12/22/96

**Curt Warner (1983-1989)****FORCED FUMBLES****Most Forced Fumbles, Career**

- 28 Jacob Green, 1980-91
- 20 Michael Sinclair, 1991-99
- 14 Rufus Porter, 1988-94
- 13 Joe Nash, 1982-96
- Bruce Scholtz, 1982-88

Most Forced Fumbles, Season

- 7 Jacob Green, 1985
- Michael Sinclair, 1998
- 6 By 3 Players (Last: Michael Sinclair, 1997)

Most Forced Fumbles, Game

- 2 By 14 Players (Last: Michael Sinclair, vs. Denver 10/1/95)

BLOCKED KICKS**Most Blocked Punts, Career**

- 3 Kerry Justin, 1978-83, 1986-87
- 2 By 4 Players

Most Blocked Punts, Season

- 2 By 4 Players (Last: Kerry Justin, 1986)

Most Blocked Punts, Game

- 1 By 20 Players
- (Last: Michael Bates, at Indianapolis 10/2/94)

Most Blocked Field Goals, Career

- 8 Joe Nash, 1982-96
- 2 By 4 Players

Most Blocked Field Goals, Season

- 3 Joe Nash, 1989
- 2 Mike White, 1982
- Joe Nash, 1984

Most Blocked Field Goals, Game

- 1 By 28 Players
- (Last: Lamar King at Green Bay 11/1/99)

Most Blocked PATs, Career

- 3 Mike White, 1981-82
- 2 By 3 Players

Most Blocked PATs, Season

- 2 Mike White, 1981
- 1 By 11 Players
- (Last: Terry Wooden, 1995)

Most Blocked PATs, Game

- 1 By 12 Players
- (Last: Terry Wooden, vs. San Diego 10/22/95)

Most Blocked Kicks (Field Goals and PATs), Career

- 10 Joe Nash, 1982-96 (8 FG, 2 PAT)
- 5 Mike White, 1981-82 (2 FG, 3 PAT)
- Jeff Bryant, 1982-93 (3 FG, 2 PAT)

Most Blocked Kicks (Field Goals and PATs), Season

- 3 Mike White, 1982 (2 FG, 1 PAT)
- Joe Nash, 1989 (3 FG)
- 2 By 4 Players
- (Last: Jeff Bryant and Joe Nash, 1985)

Most Blocked Kicks (Field Goals and PATs), Game

- 1 By 41 Players
- (Last: Lamar King at Green Bay 11/1/99 [FG])

Longest Return of Blocked Punt

- 32 Jessie Green, vs. N.Y. Jets 10/19/80
- 26 Steve Raible, vs. Green Bay 10/10/76
- 17 Autry Beamon, vs. Baltimore 9/18/77

Longest Return of Blocked Field Goal

- 62 Paul Moyer, vs. Cleveland 10/9/88 (no TD)
- Vernon Dean, vs. L.A. Rams 10/23/88 (TD)
- 61 Robert Blackmon, vs. Houston 11/3/96 (TD)
- Shawn Springs, at Green Bay 11/1/99 (TD)



Joe Nash (1982-96)

TEAM RECORDS

ATTENDANCE

Largest Single Season Regular Season Home Attendance

530,520	1999 (66,315)
500,210	1998 (62,526)
494,104	1988 (61,763)
493,657	1984 (61,707)
492,921	1986 (61,615)

Largest Single Game Regular Season Home Attendance

66,400	vs. Oakland 10/3/99
66,332	vs. Kansas City 12/26/99
66,238	vs. Detroit 9/12/99
66,318	vs. San Diego 12/12/99
66,314	vs. Denver 11/14/99
66,314	vs. Tampa Bay 11/28/99
66,303	vs. Cincinnati 11/7/99
66,301	vs. Buffalo 10/24/99
65,536	vs. San Diego 9/18/94 (at Husky Stadium)
64,411	vs. Denver 12/15/84
64,060	vs. L.A. Raiders 11/3/85

Largest Single Game Regular Season Road Attendance

81,201	at L.A. Raiders 12/15/85
78,847	at Kansas City 10/23/94
78,714	at Kansas City 11/21/99
78,605	at Cleveland 10/9/88
78,154	at NY Jets 1/2/00

GAMES WON

REGULAR SEASON

Most Consecutive Games Won

8	1984
5	1986
	1997-98
	1999
4	1983-84

Most Consecutive Games Without Defeat

8	1984
5	1986
	1997-98
	1999
4	1983-84

Most Games Won, Season

12	1984
10	1986
9	6 Times (Last: 1999)

Most Consecutive Games Won, One Season

8	1984
5	1986
	1999
3	12 Times (Last: 1998)

Most Consecutive Games Won, Start of Season

3	1986
	1998
2	1984, 1985, 1988, 1994

Most Consecutive Games Won, End of Season

5	1986
2	6 Times (Last: 1997)

Most Consecutive Home Games Won

8	1983-84
5	1987
	1990-91

Most Consecutive Road Games, Won

5	1979-80
4	1984
3	5 Times (Last: 1997)

Most Shutout Games Won or Tied, Season

3	1984
2	1986
1	4 Times (Last: 1998)

Most Consecutive Shutout Games Won or Tied, Season

2	1984
1	7 Times (Last: 1998)

Most Consecutive Overtime Games Won, Season

2	1990 (Ties NFL record)
1	2 Times (Last: 1992)

GAMES LOST

Most Consecutive Games Lost

10	1980-81
9	1976-77
8	1992

Most Games Lost, Season

14	1992
12	1976, 1980
10	1981, 1993, 1994

Most Consecutive Games Lost, One Season

9	1980
8	1992
6	1994

Most Consecutive Games Lost, Start of Season

5	1976
4	1977
3	1990, 1996

Most Consecutive Games Lost, End of Season


9	1980
5	1976
4	1992

Most Consecutive Home Games Lost

8	1980
5	1992
4	1976, 1976-77, 1992, 1996

Most Consecutive Road Games Lost

8	1976-77, 1980-81
---	------------------



Sherman Smith (1976-82)

- 7 1992-93
- 5 1986, 1993, 1994-95

Most Shutout Games Lost or Tied, Season

- 2 1992
- 1 5 Times (Last: 1990)

Most Consecutive Shutout Games, Lost or Tied, Season

- 2 1992
- 1 5 Times (Last: 1990)

Most Consecutive Overtime Games Lost, Season

- 1 9 Times (Last: 1999)

SCORING

POINTS

Most Points, Season

- 418 1984
- 403 1983
- 378 1979

Fewest Points, Season

- 127 1982 (9 games)
- 140 1992 (NFL record for 16 game season)
- 229 1976 (14 games)

Most Points, Game

- 56 vs. Buffalo 10/30/77
- 51 vs. Kansas City 11/27/83 (OT)
- 49 vs. San Diego 9/15/85

Fewest Points, Game

- 0 8 Times (Last: vs. L.A. Raiders 10/18/92)

Most Points, Both Teams, Game

- 99 Seattle (51) vs. Kansas City (48) 11/27/83 (OT)
- 84 Seattle (49) vs. San Diego (35) 9/15/85
- 80 Seattle (43) at L.A. Raiders (37) 12/18/88

Fewest Points, Both Teams, Game

- 14 Seattle (14) vs. Washington (0) 9/28/80
- 16 4 Times (Last: Seattle [6] at Den [10] 12/20/92)

Most Points, Shutout Victory, Game

- 45 vs. Kansas City 11/4/84
- 38 at Philadelphia, 9/6/98
- 37 vs. L.A. Raiders 12/8/86
- 33 vs. Cleveland 9/3/84

Fewest Points, Shutout Victory, Game

- 14 vs. Washington 9/28/80
- 16 vs. Pittsburgh 11/28/82
- 17 vs. N.Y. Jets 11/13/77

Most Points Overcome to Win Game

- 20 at Denver 12/10/95 (Trailed 0-20, Won 31-27)
- 18 vs. Pittsburgh 11/8/81 (Trailed 3-21, Won 24-21)
- at Oakland 12/14/97 (Trailed 3-21, Won 22-21)

Most Points, Each Half

- 1st:** 42 vs. Buffalo 10/30/77
- 34 vs. Kansas City 12/11/77
- 31 vs. Kansas City 11/4/84
- vs. Kansas City 9/11/88
- 2nd:** 37 vs. Kansas City 11/27/83 (OT)
- (Includes 3 points in overtime)
- 35 vs. San Diego 9/15/85
- 31 vs. L.A. Raiders 10/16/83
- vs. New England 9/21/86

Most Points, One Quarter

- 28 4 Times (Last: vs. Kansas City 9/11/88 [2nd])

Most Points, Each Quarter

- 1st:** 21 vs. Cincinnati 9/6/81
- vs. Detroit 10/18/87
- vs. N.Y. Giants 11/5/95
- 2nd:** 28 vs. Buffalo 10/30/77
- vs. Kansas City 11/4/84
- vs. Kansas City 9/11/88
- 3rd:** 28 vs. San Diego 9/15/85
- 24 vs. Chicago 11/5/78
- 20 vs. Kansas City 9/20/87
- vs. Chicago 12/20/87
- 4th:** 24 vs. New England 9/21/86
- 21 vs. Detroit 9/24/78
- at Denver 12/10/95
- OT:** 3 4 Times (Last: vs. Denver 11/30/92)

GAMES

Most Consecutive Games

Scoring

- 121 1992-99 (current- AFC High)
- 112 1982-89
- 36 1990-92

TOUCHDOWNS

Most Touchdowns, Season

- 51 1984
- 50 1983
- 46 1979, 1987

Fewest Touchdowns, Season

- 14 1982 (9 games)
- 1992
- 27 1996

Most Touchdowns, Game

- 8 vs. Buffalo 10/30/77
- 7 vs. San Diego 9/15/85
- 6 5 Times (Last: vs. Denver 12/11/88)

Most Touchdowns, Both Teams, Game

- 13 Seattle (6) vs. Kansas City (7) 11/27/83 (OT)
- 12 Seattle (7) vs. San Diego (5) 9/15/85
- 10 3 Times (Last: Seattle [4] vs. Green Bay [6] 10/15/78)

Most Consecutive Games Scoring Touchdowns

- 48 1982-85
- 34 1985-88
- 30 1977-79

POINTS AFTER TOUCHDOWN**Most Points After Touchdown, Season**

- 50 1984
- 49 1983
- 44 1987

Fewest Points After Touchdown, Season

- 13 1982 (9 games)
- 14 1992
- 25 1994

Most Points After Touchdown, Game

- 8 vs. Buffalo 10/30/77
- 7 vs. San Diego 9/15/85
- 6 6 Times (Last: at Jacksonville 11/12/95)

Most Points After Touchdown, Both Teams, Game

- 12 Seattle (6) vs. Kansas City (6) 11/27/83 (OT)
- 10 2 Times (Last: Seattle [4] vs. Green Bay [6] 10/15/78)

TWO-POINT CONVERSIONS

(Two-point conversion rule was adopted in 1994)

Most Two-Point Conversion Attempts, Season

- 6 1994, 1996, 1997
- 4 1998
- 2 1995, 1999

Most Two-Point Conversion Attempts, Game

- 2 at Kansas City 10/23/94
vs. San Diego 10/22/95
- 1 16 Times (Last: vs. Oakland 10/3/99)

Most Two-Point Conversions Made, Season

- 4 1994, 1996
- 2 1998

Most Two-Point Conversions Made, Game

- 2 at Kansas City 10/23/94
- 1 11 Times

FIELD GOALS**Most Field Goals Attempted, Season**

- 40 1999
- 35 1986
- 34 1996
- 32 1990

Fewest Field Goals Attempted, Season

- 14 1982 (9 games)
- 16 1976
- 18 1977

Most Field Goals Attempted, Game

- 6 vs. Kansas City 9/20/87
vs. San Diego 12/12/99
- 5 4 Times (Last: vs. Houston 11/3/96)

Most Field Goals Attempted, Both Teams, Game

- 10 Seattle (6) vs. San Diego (4) 12/12/99
- 9 at Seattle (5) vs. Houston (4) 11/3/96
- 8 Seattle (5) vs. L.A. Raiders (3) 12/18/88
Seattle (2) at San Diego (6) 9/5/93

Most Field Goals, Season

- 34 1999
- 28 1996
- 25 1991
- 23 1990, 1993, 1995

Fewest Field Goals, Season

- 9 1976
1977
- 10 1982 (9 games)

Most Field Goals, Game

- 5 vs. Kansas City 9/20/87
vs. L.A. Raiders 12/18/88
- 4 10 Times (Last: vs. Buffalo 10/24/99)

Most Field Goals, Both Teams, Game

- 8 Seattle (5) vs. L.A. Raiders (3) 12/18/88
- 7 4 Times (Last: Seattle (3) vs. San Diego (4) 12/12/99)

Most Consecutive Games Scoring Field Goals

- 15 1990-91
- 10 1978-79
- 9 3 Times (Last: 1997)

SAFETIES**Most Safeties, Season**

- 4 1993 (ties NFL record)
- 1 8 Times (Last: 1997)

Most Safeties, Game

- 1 12 Times (Last: at Baltimore 12/7/97)

Most Safeties, Both Teams, Game

- 2 Seattle (0) vs. Denver (2) 1/2/83
Seattle (1) vs. Cleveland (1) 11/14/93
- 1 32 Times (Last: Seattle [1] vs. Detroit [0] 9/12/99)

FIRST DOWNS**Most Seasons Leading League**

- 1 1978

Most First Downs, Season

- 345 1978
- 331 1997
- 315 1979

Fewest First Downs, Season

- 159 1982 (9 games)
- 207 1992
- 237 1976

Most First Downs, Game

- 34 vs. San Diego 11/22/87
- 33 vs. Kansas City 11/27/83 (OT)
- 30 3 Times (Last: vs. Denver 12/11/88)

Fewest First Downs, Game

- 1 vs. L.A. Rams 11/4/79
- 2 vs. New England 12/4/88
- 6 3 Times (Last: at Dallas 10/11/92)

Most First Downs, Rushing, Season

- 150 1978
- 131 1983
- 125 1988

Fewest First Downs, Rushing, Season

- 51 1982 (9 games)
- 75 1976
- 76 1992

Most First Downs, Rushing, Game

- 19 vs. San Diego 11/22/87
- 18 vs. Kansas City 11/27/83 (OT)
- 16 vs. Denver 12/11/88

Fewest First Downs, Rushing, Game

- 0 vs. L.A. Rams 11/4/79
vs. New England 12/4/88
vs. L.A. Raiders 10/18/92

Most First Downs, Passing, Season

- 207 1997
- 180 1989
- 179 1985

Fewest First Downs, Passing, Season

89	1982 (9 games)
114	1992
116	1977

Most First Downs, Passing, Game

21	vs. Denver 11/20/83
20	vs. Denver 12/15/84
19	vs. Oakland 10/26/97

Fewest First Downs, Passing, Game

1	vs. L.A. Rams 11/4/79
2	4 Times (Last: at Chicago 9/9/90)

Most First Downs, Penalty, Season

39	1978
31	1998
28	1994

Fewest First Downs, Penalty, Season

10	1986
14	1991
16	1983

Most First Downs, Penalty, Game

6	vs. N.Y. Jets 9/17/78
	vs. San Diego 11/16/81
	vs. San Diego 9/18/94

NET YARDS GAINED RUSHING & PASSING

Most Plays, Season

1090	1985
1072	1978
1049	1997

Fewest Plays, Season

589	1982 (9 games)
869	1977
882	1976

Most Plays, Game

85	vs. Kansas City 11/27/83 (OT)
84	vs. Kansas City 9/29/85
	vs. San Diego 11/22/87



Jim Zorn (1976-84)

Fewest Plays, Game

35	vs. L.A. Rams 11/4/79
41	vs. New England 12/4/88
42	vs. Washington 12/23/89
43	at San Diego 10/25/98

Most Net Yards Gained, Season

5759	1997
5557	1979
5511	1978

Fewest Net Yards Gained, Season

2594	1982 (9 games)
3374	1992
4062	1976

Most Net Yards Gained, Game

559	vs. Buffalo 10/30/77
554	vs. Oakland 10/26/97
536	vs. Denver 12/20/86

Fewest Net Yards Gained, Game

-7	vs. L.A. Rams 11/4/79 (NFL record)
62	at Dallas 10/11/92
65	vs. New England 12/4/88

Most Consecutive Games, 400 or More Yards Gained

4	1986
2	5 Times (Last: 1997-98)

Most Consecutive Games, 300 or More Yards Gained

9	1997
7	1978-79
6	1980, 1986

Highest Average Gain, Season

5.38	1986 (1,005-5,409)
5.31	1979 (1,046-5,557)
5.16	1996 (974-5,024)

Lowest Average Gain, Season

4.40	1982 (589-2,594 (9 games))
4.55	1989 (1,010-4,596)
4.57	1994 (1,018-4,652)

RUSHING

ATTEMPTS**Most Rushing Attempts, Season**

561	1978
546	1983
517	1988

Fewest Rushing Attempts, Season

227	1982 (9 games)
374	1976
394	1991

Most Rushing Attempts, Game

57	vs. N.Y. Jets 9/11/83
56	vs. San Diego 9/18/83
54	vs. San Diego 11/22/87

Fewest Rushing Attempts, Game

7	vs. L.A. Raiders 11/17/91
9	vs. Washington 12/23/89
12	3 Times (Last: vs. Atlanta 12/15/91)

YARDS GAINED**Most Yards Gained Rushing, Season**

2,394	1978
2,300	1986
2,178	1995

Fewest Yards Gained Rushing, Season

795 1982 (9 games)
1,392 1989
1,413 1976

Most Yards Gained Rushing, Game

298 vs. Denver 12/20/86
280 vs. Kansas City 11/27/83 (OT)
277 vs. San Diego 11/22/87

Fewest Yards Gained Rushing, Game

20 vs. New England 12/4/88
23 vs. L.A. Rams 11/4/79
vs. L.A. Raiders 11/17/91
24 at Denver 12/27/98

AVERAGE GAIN**Highst Average Gain, Rushing, Season**

4.57 1995 (477-2,178)
4.52 1996 (442-1,997)
4.48 1986 (513-2,300)

Lowest Average Gain, Rushing, Season

3.32 1984 (495-1,645)
3.44 1989 (405-1,392)
3.45 1999 (408-1,408)
3.50 1982 (227-795) (9 games)

TOUCHDOWNS**Most Touchdowns, Rushing, Season**

28 1978
24 1979
20 1995

Fewest Touchdowns, Rushing, Season

4 1982 (9 games)
1992
5 1989
1999

Most Touchdowns, Rushing, Game

4 7 Times (Last: at Jacksonville 11/12/95)

PASSING**ATTEMPTS****Most Passes Attempted, Season**

609 1997
575 1985
559 1989

Fewest Passes Attempted, Season

326 1982 (9 games)
387 1977
405 1987

Most Passes Attempted, Game

61 vs. Kansas City 9/29/85
51 3 Times (Last: vs. L.A. Rams 9/23/85)

Fewest Passes Attempted, Game

14 vs. Kansas City 12/11/77
15 vs. Pittsburgh 12/6/87
16 3 Times (Last: vs. Cincinnati 11/18/84)

Most Passes Attempted, Both Teams, Game

87 Seattle (24) at NY Jets (63) 12/6/98
84 Seattle (42) vs. San Diego (42) 12/14/80

Seattle (46) vs. Kansas City (38) 12/9/84

Seattle (31) vs. Phoenix (53) 12/19/93 (OT)

Fewest Passes Attempted, Both Teams, Game

30 Seattle (20) vs. New England (10) 12/4/88
33 Seattle (15) vs. Pittsburgh (18) 12/6/87
38 Seattle (23) vs. New England (15) 10/9/77

COMPLETIONS**Most Passes Completed, Season**

359 1997
316 1989
307 1981

Fewest Passes Completed, Season

175 1977
176 1982 (9 games)
229 1976

Most Passes Completed, Game

33 vs. Atlanta 10/13/85
31 vs. Kansas City 9/27/81
vs. Denver 11/20/83

Fewest Passes Completed, Game

2 vs. L.A. Rams 11/4/79
4 vs. L.A. Raiders 10/16/83
5 vs. New England 10/9/77
at Oakland 12/22/96

Most Passes Completed, Both Teams, Game

59 Seattle (17) at NY Jets (42) 12/6/98
56 Seattle (22) vs. San Diego (34) 9/15/85
54 Seattle (25) vs. San Diego (29) 10/9/83
52 Seattle (25) vs. N.Y. Jets (27) 11/2/86

Fewest Passes Completed, Both Teams, Game

14 Seattle (5) vs. New England (9) 10/9/77
Seattle (9) vs. New England (5) 12/4/88
17 Seattle (10) vs. Cleveland (7) 12/18/77

YARDS GAINED**Most Net Yards Gained, Passing, Season**

3,959 1997
3,590 1979
3,427 1981

Fewest Net Yards Gained, Passing, Season

1,778 1992
1,799 1982 (9 games)
2,328 1977

Most Net Yards Gained, Passing, Game

409 vs. Oakland 10/26/97
406 vs. Denver 11/25/84
391 vs. New Orleans 11/18/79

Fewest Net Yards, Gained Passing, Game

-30 vs. L.A. Rams 11/4/79
2 vs. L.A. Raiders 10/16/83
13 at Oakland 12/22/96

TIMES SACKED**Most Times Sacked, Season**

67 1992
53 1985
51 1980

Fewest Times Sacked, Season

21 1977
23 1979
28 1976

Most Times Sacked, Game

- 9 vs. Kansas City 11/11/90
 8 vs. Cleveland 9/12/82
 vs. Dallas 12/4/83
 at Denver 12/20/92

COMPLETION PERCENTAGE**Highest Completion Percentage, Season**

- 59.42 1991 (488-290)
 59.16 1986 (453-268)
 59.15 1990 (448-265)

Lowest Completion Percentage, Season

- 45.22 1977 (387-175)
 47.71 1976 (480-229)
 48.32 1992 (476-230)

TOUCHDOWNS**Most Touchdowns, Passing, Season**

- 32 1984
 31 1987
 28 1985

Fewest Touchdowns, Passing, Season

- 9 1982 (9 games)
 1992
 13 1976, 1993, 1994

Most Touchdowns, Passing, Game

- 5 vs. Detroit 12/2/84
 vs. San Diego 9/15/85
 vs. L.A. Raiders 11/28/88
 vs. Oakland 10/26/97

Most Touchdowns, Passing, Both Teams, Game

- 10 Seattle (5) vs. San Diego (5) 9/15/85
 7 6 Times (Last: Seattle [5] vs. Oakland [2]
 10/26/97)

PASSES HAD INTERCEPTED**Most Passes Had Intercepted, Season**

- 32 1977
 30 1976
 26 1984, 1991

Fewest Passes Had Intercepted, Season

- 9 1994
 13 1982 (9 games)
 14 1986

Most Passes Had Intercepted, Game

- 6 vs. Detroit 10/24/76
 vs. Kansas City 12/9/84
 5 2 Times (Last: vs. Kansas City 9/29/85)

PUNTING**Most Punts, Season**

- 108 1992
 95 1984
 91 1985, 1993, 1994

Fewest Punts, Season

- 49 1982 (9 games)
 61 1987
 64 1977

Most Punts, Game

- 12 vs. Denver 11/28/93
 11 3 Times (Last: vs. Philadelphia 12/13/92 [OT])

Fewest Punts, Game

- 1 9 Times (Last: at Oakland, 12/5/99)

AVERAGE YARDAGE**Highest Average Distance, Punting, Season**

- 45.00 1995 (83-3,735)
 44.07 1992 (108-4,760)
 1998 (81-3,570)
 44.03 1993 (91-4,007)

Lowest Average Distance, Punting, Season

- 36.89 1978 (69-2,543)
 37.40 1976 (82-3,067)
 37.55 1984 (95-3,567)

HAD BLOCKED**Most Punts Had Blocked, Season**

- 3 1979
 2 1977
 1980
 1997

Most Punts Had Blocked, Game

- 2 vs. Kansas City 9/30/79
 1 11 Times (Last: vs. Kansas City 11/23/97)

Most Consecutive Punts Without A Block

- 612 1980-88
 521 1989-93
 254 1993-96

INSIDE THE 20**Most Punts Inside the Opponents' 20 Yard Line, Season**

- 34 1999
 33 1994
 29 1992
 27 1998
 25 1983

Fewest Punts Inside the Opponents' 20 Yard Line, Season

- 9 1982 (9 games)
 10 1986
 11 1977
 1979
 1991

Most Punts Inside the Opponents' 20 Yard Line, Game

- 6 vs. Minnesota 11/10/96
 vs. Kansas City 12/26/99
 5 vs. New England 12/18/83
 vs. Denver 11/30/92 (OT)
 at Washington 9/4/94

PUNT RETURNS**Most Punt Returns, Season**

- 53 1985
 44 1984
 41 1981
 1998

Fewest Punt Returns, Season

- 21 1982 (9 games)
 30 1989, 1999
 31 1977

Most Punt Returns, Game

- 7 vs. Tampa Bay 10/17/76
 vs. N.Y. Jets 11/13/77

6 3 Times (Last: vs. L.A. Raiders 12/8/86)

Fewest Punt Returns, Game

0 27 Times (Last: at Oakland 12/5/99)

FAIR CATCHES

Most Fair Catches, Season

27 1992
24 1999
23 1994
20 1991

Fewest Fair Catches, Season

4 1977
5 1978
6 4 Times
(Last: 1983)

Most Fair Catches, Game

5 4 Times (Last: vs. Denver 11/30/92 [OT])

YARDS GAINED

Most Yards, Punt Returns, Season

484 1984
483 1985
457 1986

Fewest Yards, Punt Returns, Season

217 1977
228 1982 (9 games)
246 1976

Most Yards, Punt Returns, Game

106 at Pittsburgh 9/26/99
105 vs. N.Y. Giants 11/5/95
103 vs. Philadelphia 11/23/86
101 vs. Pittsburgh 9/7/86

Fewest Yards, Punt Returns, Game

-2 vs. Washington 9/19/76
at N.Y. Giants 10/25/92
at Kansas City 9/15/96

AVERAGE YARDS RETURNING PUNTS

Highest Average, Punt Returns, Season

13.97 1999 (30-419)
11.72 1986 (39-457)
11.00 1984 (44-484)
10.86 1982 (21-228) (9 games)

Lowest Average, Punt Returns, Season

6.31 1976 (39-246)
6.70 1997 (37-248)
7.00 1977 (31-217)

TOUCHDOWNS RETURNING PUNTS

Most Touchdowns, Punt Returns, Season

2 1998
1 8 Times (Last: 1999)

Most Touchdowns, Punt Returns, Game

1 10 Times (Last: at Pittsburgh 9/26/99)

KICKOFF RETURNS

Most Kickoff Returns, Season

79 1976
76 1997
73 1977, 1980

Fewest Kickoff Returns, Season

29 1982 (9 games)
50 1990, 1992, 1993

Most Kickoff Returns, Game

9 vs. New Orleans 11/21/76
vs. Kansas City 11/27/83 (OT)
8 9 Times (Last: vs. Denver 11/26/89)

Fewest Kickoff Returns, Game

0 4 Times (Last: at Detroit 10/17/93)

YARDS GAINED

Most Yards, Kickoff Returns, Season

1,620 1995
1,605 1976
1,575 1983

Fewest Yards, Kickoff Returns, Season

544 1982 (9 games)
885 1992
931 1993

Most Yards, Kickoff Returns, Game

251 vs. New Orleans 11/21/76
209 vs. Kansas City 11/27/83 (OT)
204 vs. San Diego 12/10/78

Fewest Yards, Kickoff Returns, Game

0 4 Times (Last: at Detroit 10/17/93)

AVERAGE YARDAGE

Highest Average, Kickoff Returns, Season

23.59 1998 (64-1,510)
22.75 1999 (68-1,547)
22.54 1978 (67-1,510)
22.50 1995 (72-1,620)
22.18 1983 (71-1,575)

Lowest Average, Kickoff Returns, Season

17.70 1992 (50-885)
18.52 1981 (69-1,278)
18.62 1993 (50-931)

TOUCHDOWNS

Most Touchdowns, Kickoff Returns, Season

1 4 Times (Last: 1998)

Most Touchdowns, Kickoff Returns, Game

1 at St. Louis 11/13/83
vs. Kansas City 10/8/89
at San Diego 10/30/94
vs. Washington 9/20/98

FUMBLES

Most Fumbles, Season


43 1989
41 1981
38 1980

Fewest Fumbles, Season

21 1982 (9 games)
24 1984, 1995, 1996

Most Fumbles, Game

8 vs. Houston 11/20/77
vs. Kansas City 11/5/89
at Arizona 10/29/95 (OT)



Mike Tice (1981-88, 1990-91)

FUMBLES LOST**Most Fumbles Lost, Season**

- 23 1981
- 20 1983
- 19 1978, 1994

Fewest Fumbles Lost, Season

- 9 1995
- 11 1982 (9 games)
- 1997

Most Fumbles Lost, Game

- 5 vs. Green Bay 10/15/78
vs. Denver 12/13/81
- 4 5 Times (Last: vs. Oakland 11/1/98)

FUMBLES RECOVERED**Most Fumbles Recovered, Season, Own and Opponents**

- 44 1983 (16 own, 28 opp)
- 42 1989 (29 own, 13 opp)
- 41 1981 (14 own, 27 opp)

Fewest Fumbles Recovered, Season, Own & Opponents

- 19 1982 (10 own, 9 opp) (9 games)
- 20 1995 (11 own, 9 opp)
- 21 1977 (10 own, 11 opp)
- 1986 (7 own, 14 opp)

Most Fumbles Recovered, Game, Own & Opponents

- 8 vs. Cleveland 12/20/81 (1 own, 7 opp)
- 7 vs. Chicago 12/20/87 (4 own, 3 opp)
- vs. San Diego 11/25/90 (4 own, 3 opp)

Most Own Fumbles Recovered, Season

- 29 1989
- 22 1980
- 18 1992

Fewest Own Fumbles Recovered, Season

- 7 1986
- 8 1984
- 9 1976
- 1991

Most Opponents Fumbles Recovered, Season

- 28 1983
- 27 1981

25 1984

Fewest Opponents Fumbles Recovered, Season

- 9 1982 (9 games)
- 1995
- 11 3 Times (Last: 1994)

Most Opponents Fumbles Recovered, Game

- 7 vs. Cleveland 12/20/81
- 6 at Oakland 12/22/96
- 5 vs. L.A. Raiders 10/16/83
- vs. Cleveland 11/14/93

TOUCHDOWNS**Most Touchdowns, Opponent Fumbles Recovered, Season**

- 3 1997
- 2 5 Times (Last: 1998)

Most Touchdowns, Fumbles Recovered, Game, Own and Opponents

- 1 18 Times (Last: at Baltimore 12/7/97 [opp])

TURNOVERS

(Number of times losing the ball on interceptions and fumbles)

Most Turnovers, Season

- 48 1976 (30 ints, 18 fums)
- 45 1977 (32 ints, 13 fums)
- 43 1991 (26 ints, 17 fums)

Fewest Turnovers, Season

- 24 1982 (13 ints, 11 fums) (9 games)
- 27 1986 (14 ints, 13 fums)
- 28 1994 (9 ints, 19 fums)

Most Turnovers, Game

- 8 vs. Detroit 10/24/76 (6 ints, 2 fums)
- vs. Denver 11/20/83 (4 ints, 4 fums)
- 7 3 Times (Last: at Arizona 10/29/95 [OT] [4 ints, 3 fums])

Most Turnovers, Both Teams, Game

- 14 Seattle (4) vs. Cleveland (10) 12/20/81
- 11 Seattle (7) vs. Kansas City (4) 9/29/85
- Seattle (8) at Arizona (3) 10/29/95 (OT)

Fewest Turnovers, Both Teams, Game

- 0 Seattle (0) vs. L.A. Raiders (0) 12/18/94
- Seattle (0) at San Diego (0) 10/25/98
- 1 14 Times (Last: Seattle [2] at Baltimore [0] 12/7/97)

PENALTIES**Fewest Penalties, Season**

- 59 1982 (9 games)
- 76 1977
- 79 1987, 1989

Most Penalties, Season

- 128 1984
- 117 1998
- 114 1994
- 112 1996

Fewest Penalties, Game

- 0 vs. Pittsburgh 12/6/87
- 1 vs. St. Louis 9/12/76
- vs. L.A. Raiders 12/18/88

Most Penalties, Game

- 17 vs. Green Bay 10/21/84
- 15 vs. Tampa Bay 10/17/76
- vs. San Diego 10/9/83

Fewest Penalties, Both Teams, Game

- 5 Seattle (3) vs. Detroit (2) 12/2/84
- Seattle (5) vs. New Orleans (0) 11/10/85
- Seattle (3) vs. Kansas City (2) 12/1/91

Most Penalties, Both Teams, Game

- 35 Seattle (15) vs. Tampa Bay (20) 10/17/76
- 30 Seattle (13) vs. Kansas City (17) 11/8/98
- 28 Seattle (17) vs. Green Bay (11) 10/21/84
- 24 Seattle (10) vs. L.A. Raiders (14) 11/3/85

YARDS PENALIZED**Fewest Yards Penalized, Season**

- 523 1982 (9 games)
- 666 1977
- 668 1987

Most Yards Penalized, Season

- 1,179 1984
- 918 1992
- 914 1998
- 911 1997

Fewest Yards Penalized, Game

- 0 vs. Pittsburgh 12/6/87
- 10 3 Times (Last: vs. Buffalo 12/8/96)

Most Yards Penalized, Game

- 145 vs. Denver 12/8/79
- 141 at Oakland 11/15/98
- 134 vs. Denver 9/7/97
- 129 at Jacksonville 11/12/95

Fewest Yards Penalized, Both Teams, Game

- 27 Seattle (20) vs. Kansas City (7) 12/1/91
- 30 Seattle (20) vs. Detroit (10) 12/2/84
- 34 Seattle (10) vs. L.A. Raiders (24) 12/18/88

Most Yards Penalized, Both Teams, Game

- 310 Seattle (120) vs. Tampa Bay (190) 10/17/76
- 273 Seattle (145) vs. Denver (128) 12/8/79
- 248 Seattle (96) vs. Kansas City (152) 11/8/98
- 236 Seattle (45) vs. Philadelphia (191) 12/13/92 (OT)

TIME OF POSSESSION**Highest Average Time of Possession, Season**

- 30:47 1990
- 30:47 1997
- 30:46 1984

Lowest Average Time of Possession, Season


- 27:05 1998
- 27:48 1999
- 28:01 1996
- 28:04 1982
- 28:38 1988

Highest Time of Possession, Game

- 41:35 vs. San Diego 11/22/87
- 40:21 vs. Denver 10/22/89 (OT)
- 39:55 vs. Pittsburgh 10/20/91

Lowest Time of Possession, Game

- 14:28 vs. L.A. Rams 11/4/79
- 17:10 vs. San Francisco 9/25/88
- 17:58 vs. New England 12/19/82

**Kenny Easley (1981-87)**

DEFENSIVE RECORDS

SCORING

Fewest Points Allowed, Season

- 147 1982 (9 games)
- 261 1991
- 282 1984

Most Points Allowed, Season

- 429 1976
- 408 1980
- 397 1983

Fewest Points Allowed, Game

- 0 9 Times (Last: at Philadelphia 9/6/98)

Most Points Allowed, Game

- 51 vs. New Orleans 11/21/76
- vs. Dallas 11/27/80
- 48 vs. Kansas City 11/27/83 (OT)

Fewest Touchdowns Allowed, Season

- 18 1982 (9 games)
- 25 1991
- 32 1990, 1992, 1993

Most Touchdowns Allowed, Season

- 53 1976
- 48 1983
- 47 1980

Fewest Touchdowns Allowed, Game

- 0 29 Times (Last: at Philadelphia 9/6/98)

Most Touchdowns Allowed, Game

- 7 vs. Dallas 11/27/80
- vs. Kansas City 11/27/83
- 6 4 Times (Last: vs. Green Bay 10/15/78)

FIRST DOWNS

Fewest First Downs Allowed, Season

- 167 1982 (9 games)
- 247 1992
- 263 1991

Most First Downs Allowed, Season

- 371 1981
- 351 1983
- 350 1979

Fewest First Downs Allowed, Game

- 6 vs. San Diego 11/22/87
- 8 at N.Y. Jets 11/13/77
- 9 vs. Pittsburgh 9/7/86
- vs. Indianapolis 9/29/91

Most First Downs Allowed, Game

- 32 at San Diego 9/15/85
- 31 at Chicago 12/20/87
- at Denver 12/1/96
- at NY Jets 12/6/98

Fewest First Downs Allowed, Rushing, Season

- 86 1982 (9 games)
- 1990
- 90 1985

Most First Downs Allowed, Rushing, Season

- 175 1981
- 166 1976

153 1978

Fewest First Downs Allowed, Rushing, Game

- 0 at Green Bay 12/9/90
- 1 6 Times (Last: at Oakland 12/14/97)

Most First Downs Allowed, Rushing, Game

- 19 vs. New Orleans 11/21/76
- 18 3 Times (Last: at Kansas City 11/22/81)

Fewest First Downs Allowed, Passing, Season

- 68 1982 (9 games)
- 125 1977
- 129 1992

Most First Downs Allowed, Passing, Season

- 197 1998
- 195 1983
- 193 1993
- 192 1986

Fewest First Downs Allowed, Passing, Game

- 2 4 Times (Last: at Indianapolis 9/14/97)

Most First Downs Allowed, Passing, Game

- 27 at San Diego 9/15/85
- 21 at NY Jets 12/6/98
- 20 at Oakland 12/16/79
- vs. Washington 9/20/98
- at San Diego 10/25/98

Fewest First Downs Allowed, Penalty, Season

- 12 1991
- 13 1982 (9 games)
- 16 1987, 1988, 1989

Most First Downs Allowed, Penalty, Season

- 33 1979
- 30 1996
- 29 1984
- 1998

Most First Downs Allowed, Penalty, Game

- 7 at Kansas City 10/17/96
- 5 4 Times (Last: at NY Jets 12/6/98)

OFFENSIVE PLAYS

Fewest Opponents Plays Allowed, Season

- 600 1982 (9 games)
- 950 1990
- 954 1987

Most Opponents Plays Allowed, Season

- 1137 1998
- 1126 1981
- 1085 1993
- 1078 1979, 1995

Fewest Opponents Plays Allowed, Game

- 39 vs. San Diego 11/22/87
- 41 vs. Pittsburgh 10/20/91
- 43 vs. L.A. Raiders 9/16/90

Most Opponents Plays Allowed, Game

- 95 vs. L.A. Rams 11/4/79
- vs. Philadelphia 12/13/92 (OT)
- 88 vs. Denver 10/29/78 (OT)

Fewest Opponents Plays Allowed, Rushing, Season

337 1982 (9 games)

413 1990

435 1991

Most Opponents Plays Allowed, Rushing, Season

614 1976

596 1977

588 1981

Fewest Opponents Plays Allowed, Rushing, Game

10 vs. Green Bay 12/9/90

12 vs. San Diego 11/22/87

vs. Minnesota 11/10/96

Most Opponents Plays Allowed, Rushing, Game

63 vs. L.A. Rams 11/4/79

61 vs. Cincinnati 10/11/87

60 2 Times (Last: vs. Pittsburgh 10/23/83)

Fewest Opponents Plays Allowed, Passing, Season

253 1982 (9 games)

367 1977

394 1976

Most Opponents Plays Allowed, Passing, Season

650 1998

633 1993

582 1986

1995

Fewest Opponents Attempts Allowed, Passing, Game

9 at N.Y. Giants 10/25/92

10 vs. New England 12/4/88

11 vs. Cincinnati 10/11/87

Most Opponents Attempts Allowed, Passing, Game

63 at NY Jets 12/6/98

59 vs. Kansas City 9/11/88

55 vs. Kansas City 11/4/84

at Houston 11/7/93

NET YARDS ALLOWED RUSHING & PASSING

Fewest Yards Allowed, Season

2794 1982 (9 games)

4583 1992

4606 1990

Most Yards Allowed, Season

6029 1983

5940 1981

5834 1979

Fewest Yards Allowed, Game

118 at Indianapolis 9/14/97

120 vs. Cleveland 9/3/84

124 vs. N.Y. Jets 11/13/77

Most Net Yards Allowed, Game

580 vs. San Francisco 9/25/88

557 vs. San Diego 9/15/85

553 vs. N.Y. Jets 11/2/86

RUSHING

Fewest Yards Allowed, Rushing, Season

1461 1982 (9 games)

1606 1990

1660 1993

Most Yards Allowed Rushing, Season

2881 1976

2806 1981

2517 1978

Fewest Yards Allowed, Rushing, Game

13 vs. Green Bay 12/9/90

15 vs. Minnesota 11/10/96

17 vs. San Diego 11/22/87

Most Yards Allowed, Rushing, Game

356 vs. L.A. Raiders 11/30/87

303 vs. L.A. Rams 11/4/79

281 vs. St. Louis 9/12/76

Fewest Touchdowns Allowed, Rushing, Season

4 1991

7 1990

10 1997

Most Touchdowns Allowed, Rushing, Season

23 1979

21 1977

20 1976, 1978, 1981

Most Touchdowns Allowed, Rushing, Game

4 3 Times (Last: vs. Dallas 11/27/80)

PASSING

Fewest Net Yards Allowed, Passing, Season

1333 1982 (9 games)

2333 1977

2524 1976

Most Net Yards Allowed, Passing, Season

3972 1998

3831 1983

3653 1993

3582 1986

Fewest Net Yards Allowed, Passing, Game

12 at Philadelphia 12/6/98

15 vs. Kansas City 9/30/79

23 at Indianapolis 9/21/97

25 vs. N.Y. Jets 11/13/77

Most Net Yards Allowed, Passing, Game

494 vs. San Diego 9/15/85

427 vs. NY Jets 11/2/86

418 at NY Jets 12/6/98

405 vs. Phoenix 12/19/93 (OT)

Fewest Touchdowns Allowed, Passing, Season

4 1982 (9 games)

11 1992

15 1994

Most Touchdowns Allowed, Passing, Season

33 1983

28 1980

27 1976

Most Touchdowns Allowed, Passing, Game

5 vs. San Diego 9/15/85

vs. San Francisco 9/25/88

4 10 Times (Last: vs. Denver 11/26/89)

SACKS

Most Sacks, Season

61 1985

55 1984

53 1998

48 1996

Fewest Sacks, Season

17	1982 (9 games)
18	1977
25	1978

Most Sacks, Game

11	vs. L.A. Raiders 12/8/86
10	vs. Philadelphia 12/13/92 (OT)
9	vs. Philadelphia 11/23/86
	vs. Buffalo 12/8/96
	at Philadelphia 9/6/98

Most Opponents Yards Lost Attempting to Pass, Season

464	1985
398	1984
351	1983

Fewest Opponents Yards Lost Attempting to Pass, Season

131	1977
135	1982 (9 games)
167	1995

Most Opponents Yards Lost Attempting to Pass, Game

89	vs. Philadelphia 12/13/92 (OT)
68	vs. L.A. Raiders 12/8/86
65	vs. L.A. Raiders 10/16/83

INTERCEPTIONS

Most Seasons Leading League

1	1984
	1999

Most Passes Intercepted By, Season

38	1984
30	1999
26	1983
25	1977
24	1998

Fewest Passes Intercepted By, Season

9	1989
12	1990
13	1982 (9 games)
	1997

Most Passes Intercepted By, Game

7	vs. San Diego 12/13/98
6	vs. Kansas City 11/4/84
5	vs. Houston 10/5/80
	at Pittsburgh 12/6/92
	at Pittsburgh 9/26/99

Most Consecutive Games, One or More Interceptions By

17	1983-84
11	1993
8	1990-91
	1999

Most Yards, Returning Interceptions, Season

697	1984 (3rd in NFL history)
455	1998
397	1981
356	1977

Fewest Yards Returning Interceptions, Season

57	1989
95	1980
127	1995

Most Yards Returning Interceptions, Game

325	vs. Kansas City 11/4/84 (NFL record)
146	vs. Cincinnati 9/25/77
125	vs. Cleveland 12/20/81

Most Touchdowns Returning Interceptions, Season

8	1998 (2nd in NFL history)
7	1984 (3rd in NFL history)
3	1981, 1985

Most Touchdowns Returning Interceptions, Game

4	vs. Kansas City 11/4/84 (NFL record)
2	vs. Chicago 9/23/83
	vs. Arizona 9/13/98
1	31 Times (Last: at Pittsburgh 9/26/99)

Most TDs Returning Interceptions, Both Teams, Game

4	Seattle (4) vs. K.C. (0) 11/4/84 (NFL record)
2	7 Times
	(Last: Seattle [2] vs. Arizona [0] 9/13/98)

PUNTING

Fewest Opponent Punts, Season

50	1982 (9 games)
54	1977
55	1981

Most Opponent Punts, Season

97	1985
96	1992
83	1984

Fewest Opponent Punts, Game

0	at Oakland 12/16/79
1	16 Times (Last: at Oakland 12/5/99)

Most Opponent Punts, Game

11	at Denver 10/25/85 (OT)
	vs. Denver 11/30/92 (OT)
10	2 Times (Last: vs. Philadelphia 12/13/92 [OT])

AVERAGE YARDAGE

Highest Opponent Average, Punting, Season

45.00	1995 (83-3735)
43.55	1998 (78-3,397)
42.49	1981 (55-2337)
42.09	1988 (66-2778)

Lowest Opponent Average, Punting, Season

35.00	1976 (65-2275)
35.96	1977 (54-1942)
37.91	1979 (69-2616)

Highest Opponent Average, Punting, Game (Min. 3)

56.6	at Denver 11/25/84 (5-283)
56.0	at Pittsburgh 9/26/99 (5-280)
53.0	vs. Pittsburgh 11/8/81 (3-156)
50.5	at San Diego 9/18/88 (4-202)

Lowest Opponent Average, Punting, Game (Min. 3)

17.0	vs. Buffalo 10/14/84 (4-69)
24.0	vs. San Diego 9/4/78 (4-72)
	vs. Philadelphia 11/2/80 (3-72)

HAD BLOCKED

Most Opponent Punts Blocked, Season

4	1984, 1986
2	1976, 1977, 1980, 1985

Most Opponent Punts Blocked, Game

2	vs. Buffalo 10/14/84
	at New England 9/21/86
1	16 Times (Last: at Indianapolis 10/2/94)

Most Consecutive Opponent Punts Without A Block

258 1987-91
 228 1991-94
 217 1994-96

INSIDE THE 20**Most Opponent Punts Inside the Opponents' 20, Season**

25 1994
 24 1995
 23 1992, 1996, 1998, 1999

Fewest Opponent Punts Inside the Opponents' 20, Season

10 1976
 1982 (9 games)
 11 1977

Most Opponent Punts Inside the Opponents' 20, Game

4 8 Times (Last: vs. Philadelphia 12/13/92 [OT])

PUNT RETURNS**Fewest Opponents Punt Returns, Season**

19 1982 (9 games)
 29 1990
 32 1984, 1987

Most Opponents Punt Returns, Season

56 1976
 1992
 52 1996

Fewest Yards Allowed, Punt Returns, Season

69 1982 (9 games)
 153 1981
 185 1983

Most Yards Allowed, Punt Returns, Season

640 1996
 549 1995
 534 1976

Fewest Yards Allowed, Punt Returns, Game

-12 vs. L.A. Rams 10/23/88
 -4 vs. Denver 11/30/92 (OT)
 -3 vs. Chicago 12/12/82

Most Yards Allowed, Punt Returns, Game

184 at Baltimore 12/7/97
 110 at L.A. Raiders 12/12/93
 110 at Denver 12/5/99
 100 vs. Kansas City 11/22/92

Most Seasons Leading League, Lowest Average Allowed, Punt Returns

1 1981
 1983
 1988

Lowest Average Allowed, Punt Returns, Season

3.63 1982 (19-69) (9 games)
 4.64 1981 (33-153) (Led NFL)
 5.14 1983 (36-185) (Led NFL)

Highest Average Allowed, Punt Returns, Season

12.31 1996 (52-640)
 12.18 1997 (38-463)
 11.44 1995 (48-549)

Longest Return Allowed, Game

95 vs. N.Y. Jets 11/9/87 (TD)
 89 at Baltimore 12/7/97 (TD)
 86 vs. Kansas City 11/22/92 (TD)

Most Touchdowns Allowed, Punt Returns, Season

2 1990
 1997

1 7 Times (Last: 1999)

Most Touchdowns Allowed, Punt Return, Game

2 at Baltimore 12/7/97
 1 9 Times (Last: at Denver 12/5/99)

KICKOFF RETURNS**Fewest Opponent Kickoff Returns, Season**

24 1982 (9 games)
 36 1992
 44 1989

Most Opponent Kickoff Returns, Season

81 1999
 77 1997
 72 1996
 70 1979, 1995

Fewest Opponent Kickoff Returns, Game

0 7 Times (Last: vs. Denver 11/28/93)

Most Opponent Kickoff Returns, Game

10 vs. Kansas City 9/20/87
 9 3 Times (Last: vs. San Diego 11/16/81)

Fewest Yards Allowed, Kickoff Returns, Season

361 1982 (9 games)
 685 1992
 814 1989

Most Yards Allowed, Kickoff Returns, Season

1779 1997
 1669 1995
 1642 1996

Fewest Yards Allowed, Kickoff Returns, Game

0 6 Times (Last: at Denver 11/28/93)

Most Yards Allowed, Kickoff Returns, Game

230 vs. Kansas City 9/20/87
 223 vs. Oakland 10/26/97
 217 vs. Buffalo 10/30/77

Most Seasons Leading League, Lowest Average Allowed, Kickoff Returns

1982, 1983

Lowest Average Allowed, Kickoff Returns, Season

15.04 1982 (24-36) (Led NFL) (9 games)
 16.14 1983 (59-952) (Led NFL)
 16.66 1984 (67-1,116)

Highest Average Allowed, Kickoff Returns, Season

24.80 1977 (50-1,240)
 23.84 1995 (70-1,669)
 23.10 1997 (77-1,779)

Longest Return Allowed, Game

99 vs. Kansas City 9/3/95
 95 vs. Green Bay 11/15/78 (TD)
 vs. L.A. Raiders 11/28/88
 at Detroit 10/19/93 (TD)

Most Touchdowns Allowed, Kickoff Returns, Season

2 1995
 1 1978
 1987
 1993
 1997

Most Touchdowns Allowed, Kickoff Returns, Game

1 vs. Green Bay 11/15/78 (95 yards)
 at Kansas City 12/27/87 (92 yards)
 at Detroit 10/19/93 (95 yards)
 vs. Kansas City 9/3/95 (99 yards)
 at Kansas City 12/24/95 (89 yards)
 vs. Atlanta 11/30/97 (93 yards)



Ring of Honor member Pete Gross (Radio Play-by-Play, 1976-92).

FUMBLES

Fewest Opponent Fumbles, Season

- 17 1995
- 18 1982 (9 games)
- 20 1977

Most Opponent Fumbles, Season

- 47 1984
- 44 1983
- 43 1981

Most Opponent Fumbles, Game

- 9 vs. Cleveland 12/20/81
at Oakland 12/22/96
- 7 3 Times (Last: vs. Cincinnati 10/11/87)

TAKEAWAYS

(Number of times taking ball from opponent on interceptions and fumbles)

Most Seasons Leading League in Most Takeaways

- 1 1984

Fewest Opponent Turnovers, Season

- 22 1982 (13 ints, 9 fums) (9 games)
- 1989 (9 ints, 13 fums)
- 25 1995 (16 ints, 9 fums)

Most Opponent Turnovers, Season

- 63 1984 (38 ints, 25 fums) (2nd in NFL history)
- 54 1983 (26 ints, 28 fums)
- 48 1981 (21 ints, 27 fums)

Most Opponent Turnovers, Game

- 10 vs. Cleveland 12/20/81 (3 ints, 7 fums)
- 8 3 Times (Last: vs. San Diego 12/13/98
(7 int, 2 fumbles))

TIME OF POSSESSION

Lowest Average Time of Possession Allowed, Season

- 29:13 1990
- 1997
- 29:14 1984

Highest Average Time of Possession Allowed, Season

- 32:55 1998
- 32:12 1999
- 31:59 1996
- 31:56 1982 (9 games)
- 31:22 1988

Least Time of Possession Allowed, Game

- 18:25 vs. San Diego 11/22/87
- 20:05 vs. Pittsburgh 10/20/91
- 20:56 vs. San Diego 9/18/83

Most Time of Possession Allowed, Game

- 46:47 vs. Philadelphia 12/13/92 (OT)
- 45:32 vs. L.A. Rams 11/4/79
- 42:50 vs. San Francisco 9/25/88

OPPONENT RECORDS

SCORING

POINTS

Most Points, Game

- 24 Terrell Middleton, Green Bay, at Milwaukee 10/15/78 (4 TDs)
- Roy Green, at St. Louis 11/13/83 (4 TDs)
- 20 Joe Danelo, N.Y. Giants 10/18/81 (6 FGs, 2 PATs)

TOUCHDOWNS

Most Touchdowns, Game

- 4 Terrell Middleton, Green Bay, at Milwaukee 10/15/78 (4 Rush)
- Roy Green, at St. Louis 11/13/83 (4 Rec)
- 3 Eric Dickerson, L.A. Rams 9/23/85 (3 Rush)
- Bo Jackson, L.A. Raiders 11/30/87 (2 Rush, 1 Rec)
- Marcus Allen, Kansas City 12/5/93 (3 Rush)

POINTS AFTER TOUCHDOWN

Most Points After Touchdown Attempted, Game

- 7 Rafael Septien, at Dallas 11/27/80
- 6 5 Times (Last: Nick Lowery, Kansas City 11/27/83)

Most Points After Touchdown, Game

- 7 Rafael Septien, at Dallas 11/27/80 (7 attempts)
- 6 4 Times (Last: Chester Marcol, Green Bay, at Milwaukee 10/15/78 [6 attempts])

Most Points After Touchdown, No Misses, Game

- 7 Rafael Septien, at Dallas 11/27/80
- 6 4 Times (Last: Chester Marcol, Green Bay, at Milwaukee 10/15/78)

FIELD GOALS

Most Field Goals Attempted, Game

- 6 Joe Danelo, N.Y. Giants 10/18/81
- John Carney, at San Diego 9/5/93
- Doug Pelfrey, Cincinnati 11/6/94 (OT)

Most Field Goals, Game

- 6 Joe Danelo, N.Y. Giants 10/18/81
- John Carney, at San Diego 9/5/93
- Doug Pelfrey, Cincinnati 11/6/94 (OT)

Most Field Goals, One Quarter

- 3 Rich Karlis, at Denver 11/20/83 (4th)
- Al Del Greco, at Houston 11/7/93 (2nd)
- 2 47 Times (Last: Cole Ford, at Oakland 12/22/96 [2nd])

Longest Field Goal

- 57 Nick Lowery, at Kansas City 9/14/80
- Steve Cox, at Washington 9/28/86
- 55 Fred Steinfort, Denver 12/21/80

Longest Field Goal Attempted

- 66 Jason Elam, at Denver 12/10/95
- 64 Jason Elam, at Denver 12/5/99
- 61 Ali Haji-Sheikh, at N.Y. Giants 12/11/83
- 57 3 Times (Last: Kevin Butler, at Chicago 9/9/90)

Most Field Goals, No Misses, Game

- 6 Joe Danelo, N.Y. Giants 10/18/81
- John Carney, at San Diego 9/5/93
- Doug Pelfrey, Cincinnati 11/6/94 (OT)

Most Field Goals, 50 or More Yards, Game

- 2 By 5 Players (Last: John Carney, at San Diego 9/1/96)

SAFETIES

Most Safeties, Game

- 1 25 Times (Last: Team, vs. Detroit 9/12/99)

RUSHING

ATTEMPTS

Most Attempts, Game

- 39 Earl Campbell, at Houston 10/11/81
- 37 Christian Okoye, at Kansas City 11/5/89
- 34 Curtis Martin, at NY Jets 1/2/00
- 33 Barry Foster, at Pittsburgh 12/6/92

YARDS GAINED

Most Yards Gained, Game

- 221 Bo Jackson, L.A. Raiders 11/30/87
- 208 Terrell Davis, vs. Denver 10/8/98
- 186 Earl Campbell, at Houston 10/11/81
- 183 Walter Payton, Chicago 12/5/76
- 183 Olandis Gary, at Denver 12/19/99
- 178 Terrell Davis, at Denver 12/27/99

Most Games, 2 or More Players with 100 or More Yards Rushing

- 1 Jim Otis (140) and Terry Metcalf (113), St. Louis 9/12/76
- Tom Sullivan (121) and Mike Hogan (104), at Philadelphia 12/12/76

Longest Run From Scrimmage

- 91 Bo Jackson, L.A. Raiders 11/30/87 (TD)
- 84 Ted McKnight, Kansas City 9/30/79 (TD)
- 73 Chuck Muncie, San Diego 11/16/81 (TD)

AVERAGE GAIN

Highest Average Gain, Game (10 or More Attempts)

- 12.28 Bo Jackson, L.A. Raiders 11/30/87 (18-221)
- 12.25 Ted McKnight, Kansas City 9/30/79 (12-147)
- 11.00 Tony Reed, at Kansas City 12/17/78 (11-121)

TOUCHDOWNS

Most Touchdowns, Game


- 4 Terrell Middleton, Green Bay, at Milwaukee 10/15/78
- 3 Eric Dickerson, L.A. Rams 9/23/85
- Marcus Allen, Kansas City 12/5/93

PASSING

ATTEMPTS

Most Passes Attempted, Game

- 63 Vinny Testaverde, at NY Jets 12/6/98



Chuck Knox, Head Coach (1983-91)

- 55 Warren Moon, at Houston 11/7/93
- 53 Steve Beuerlein, Phoenix 12/19/93 (OT)
- 52 By 2 Players (Last: Jay Schroeder, L.A. Raiders 10/13/91)

COMPLETIONS

Most Passes Completed, Game

- 42 Vinny Testaverde, at NY Jets 12/6/98
- 36 Warren Moon, at Houston 11/7/93
- 34 Steve Beuerlein, Phoenix 12/19/93 (OT)
- 31 By 3 Players (Last: Jeff Blake, Cincinnati 11/6/94 [OT])

COMPLETION PERCENTAGE

Highest Completion %, Game (Min. 20 Attempts)

- 83.87 Fran Tarkenton, at Minnesota 11/14/76 (31-26)
- 81.25 Ken O'Brien, N.Y. Jets 11/2/86 (32-26)
- 80.10 Pat Haden, L.A. Rams 11/4/79 (21-17)

YARDS GAINED

Most Yards Gained, Game

- 440 Dan Fouts, at San Diego 9/15/85
- 432 John Elway, Denver 12/20/85
- 431 By 2 Players (Last: Steve Beuerlein, Phoenix 12/19/93 [OT])

Longest Pass Completion

- 99 Stan Humphries, to Tony Martin, San Diego 9/18/94 (TD) (ties NFL record)
- 92 Marc Wilson, to Marcus Allen, at L.A. Raiders 10/7/84
- Eric Zeier, to Derrick Alexander, at Baltimore 12/7/97

AVERAGE GAIN

Highest Average Gain, Game (20 Attempts)

- 16.26 Marc Wilson, at L.A. Raiders 10/7/84 (19-309)
- 13.47 Ken O'Brien, N.Y. Jets 11/2/86 (32-431)
- 12.42 Gary Hogeboom, Phoenix 9/17/89 (24-298)

TOUCHDOWNS

Most Touchdown Passes, Game

- 5 Neil O'Donnell, N.Y. Jets 8/31/97
- 4 9 Times (Last: John Elway, at Denver 12/27/98)

HAD INTERCEPTED

Most Passes Had Intercepted, Game

- 5 Ken Stabler, at Houston 10/5/80
- Craig Whelihan, San Diego 12/13/98
- 4 10 Times (Last: Sean Salisbury, San Diego 10/27/96)

Most Attempts, No Interceptions, Game

- 45 Tony Eason, at New England 9/21/86
- 43 John Elway, at Denver 10/20/85 (OT)
- 42 John Elway, Denver 12/20/85
- Boomer Esiason, at Cincinnati 12/10/89
- Shane Matthews, at Chicago 9/19/99

RECEIVING

Most Pass Receptions, Game

- 13 Wes Chandler, at San Diego 9/15/85
- Tony Martin, at San Diego 9/10/95
- 12 Gary Clark, Phoenix 12/19/93 (OT)

YARDS GAINED

Most Yards Gained, Game

- 243 Wes Chandler, at San Diego 9/15/85
- 195 Al Toon, N.Y. Jets 11/2/86
- 173 Marcus Allen, at L.A. Raiders 10/7/84

Longest Pass Reception

- 99 Tony Martin, from Stan Humphries, San Diego 9/18/94 (TD) (ties NFL record)
- 92 Marcus Allen, from Marc Wilson, at L.A. Raiders 10/7/84
- Derrick Alexander, from Eric Zeier, at Baltimore 12/7/97

Most Games, 2 or More Players with 100 or More Yards Receiving

- 5 Times (Last: Eric Green (119) and Dwight Stone (100), Pittsburgh 12/26/93)

AVERAGE PER RECEPTION

Highest Average Per Reception, Game (5 Receptions)

- 34.60 Marcus Allen, at L.A. Raiders 10/7/84 (4-173) (pro-rated)
- 32.40 James Lofton, Green Bay, at Milwaukee 10/21/84 (5-162)
- 27.17 Jerry Rice, San Francisco 9/25/88 (6-163)

TOUCHDOWNS

Most Touchdowns, Game

- 4 Roy Green, at St. Louis 11/13/83
- 3 4 Times (Last: Roy Green, Phoenix 9/17/89)

INTERCEPTIONS

Most Interceptions By, Game

- 4 Deron Cherry, at Kansas City 9/29/85 (ties NFL record)
- 3 Tony Greene, Buffalo 10/30/77
- Steve Wilson, at Denver 11/20/83

YARDS RETURNED

Most Yards Returned, Game

- 115 Fred Marion, New England 11/17/85
- 102 Gary Barbaro, at Kansas City 12/11/77
- 93 Levi Johnson, Detroit 10/24/76

Longest Return

- 102 Gary Barbaro, at Kansas City 12/11/77
(T3rd in NFL history)
- 83 Fred Marion, New England 11/17/85
- 82 Carlton Williamson, at San Francisco 11/25/85

TOUCHDOWNS**Most Touchdowns, Game**

- 1 34 Times (Last: Gerome Williams, vs. San Diego, 12/13/98)

PUNTING**Most Punts, Game**

- 11 Chris Norman, at Denver 10/20/85 (OT)
Ruben Rodriguez, Denver 11/30/92 (OT)
- 10 Jeff Gossett, L.A. Raiders 10/18/92
Jeff Feagles, Philadelphia 12/13/92 (OT)

Longest Punt

- 68 Josh Miller, at Pittsburgh 9/26/99
- 67 David Lee, Baltimore 11/12/78
Brian Hansen, at New England 10/7/90
- 65 Rohn Stark, Indianapolis 9/29/91
John Kidd, at San Diego 10/4/92

AVERAGE YARDAGE**Highest Average Punting, Game (Minimum 4 Punts)**

- 56.00 Josh Miller, Pittsburgh 9/26/99 (5-280)
- 52.25 Lee Johnson, Cincinnati 11/6/94 (4-209) (OT)
- 50.50 Ralf Mojsiejenko, at San Diego 9/18/88 (4-202)
- 50.17 Darren Bennett, San Diego 10/27/96 (6-301)

INSIDE THE 20**Most Punts Inside the 20, Game**

- 4 9 Times (Last: Louie Aguiar @ Green Bay 11/1/99)

TOUCHBACKS**Most Touchbacks, Game**

- 3 George Roberts, at Miami 9/9/79
Max Runager, at San Francisco 11/25/85
- 2 14 Times (Last: Tom Rouen, vs. Denver 11/14/99)

HAD BLOCKED**Most Punts Had Blocked, Game**

- 2 John Kidd, Buffalo 10/14/84
Rich Camarillo, at New England 9/21/86
- 1 15 Times (Last: Rohn Stark, at Indianapolis 10/2/94)

PUNT RETURNS**Most Punt Returns, Game**

- 8 Vai Sikaheima, Philadelphia 12/13/92 (OT)
- 7 Rolland Lawrence, Atlanta 11/7/76
Pete Shaw, at N.Y. Giants 12/11/83

FAIR CATCHES**Most Fair Catches, Game**

- 6 Greg Pruitt, at L.A. Raiders 10/7/84
- 5 Greg Pruitt, L.A. Raiders 11/12/84
Emile Harry, at Kansas City 11/9/86

YARDS GAINED**Most Yards Gained, Game**

- 184 Jermaine Lewis, at Baltimore 12/7/97
- 133 Desmond Howard, at Oakland 11/15/98
- 110 Tim Brown, at L.A. Raiders 12/12/93
- 110 Tim Watson, at Denver 12/19/99
- 100 Dale Carter, Kansas City 11/22/92

Longest Punt Return

- 91 JoJo Townsell, N.Y. Jets 11/9/87 (TD)
- 89 Jermaine Lewis, at Baltimore 12/7/97 (TD)
- 86 Dale Carter, Kansas City 11/22/92 (TD)

AVERAGE YARDAGE**Highest Average, Game (Minimum 3 Returns)**

- 36.80 Jermaine Lewis, at Baltimore 12/7/97 (5-184)
- 32.67 David Meggett, at N.Y. Giants 11/19/89(3-98)
- 31.67 JoJo Townsell, at N.Y. Jets 11/9/87 (3-95)

TOUCHDOWNS

- 2 Jermaine Lewis, at Baltimore 12/7/97
- 1 10 Times (Last: Chris Watson 12/19/99)

KICKOFF RETURNS**Most Kickoff Returns, Game**

- 10 Desmond Howard, Oakland 10/26/97
- 9 Paul Palmer, at Kansas City 9/20/87
- 8 By 2 Player (Last: Andre Coleman, San Diego 10/27/96)

YARDS GAINED**Most Yards Gained, Game**

- 223 Desmond Howard, Oakland 10/26/97
- 221 Paul Palmer, at Kansas City 9/20/87
- 206 Andre Coleman, San Diego 10/27/96

Longest Kickoff Return

- 95 Steve Odom, Green Bay, at Milwaukee 10/15/78 (TD)
- Tim Brown, L.A. Raiders 11/28/88
- Mel Gray, at Detroit 10/17/93 (TD)

HIGHEST YARDAGE**Highest Average, Game (Minimum 3 Returns)**

- 48.33 Byron Hanspard, Atlanta 11/30/97 (3-145)
- 44.33 Paul Palmer, at Kansas City 12/27/87 (3-133)
- 35.60 Tim Brown, L.A. Raiders 11/28/88 (5-178)

TOUCHDOWNS**Most Touchdowns, Game**

- 1 By 6 Players (Last: Byron Hanspard, Atlanta 11/30/97 [93 yards])

**Tom Flores, Head Coach (1992-94)**

COMBINED KICK RETURNS**Most Combined Kick Returns, Game**

- 11 Vai Sikaheima, Philadelphia 12/13/92 (OT)
(8-P, 3-K)
Desmond Howard, Oakland 10/26/97 (1-P, 10-K)
- 10 Rolland Lawrence, Atlanta 11/7/76 (7-P, 3-K)
Glyn Milburn, at Denver 12/10/95 (5-P, 5-K)

YARDS GAINED**Most Yards Returned, Game**

- 228 Glyn Milburn, at Denver 12/10/95 (95-P, 133-K)
- 223 Desmond Howard, Oakland 10/26/97 (223-K)
- 221 Paul Palmer, Kansas City 9/20/87 (221-K)

TOUCHDOWNS**Most Touchdowns, Game**

- 2 Jermaine Lewis, at Baltimore 12/7/97
- 1 16 Times (Last: Chris Watson, at Denver 12/19/99)

COMBINED NET YARDS GAINED**Yards Gained Via Rushing, Receiving, Interception Return, Punt Return, Kickoff Return, and Fumble Return****ATTEMPTS****Most Attempts, Game**

- 42 Earl Campbell, at Houston 10/11/81
- 39 Barry Foster, at Pittsburgh 12/6/92
- 37 Ottis Anderson, at St. Louis 11/13/83

YARDS GAINED**Most Yards Gained, Game**

- 404 Glyn Milburn, at Denver 12/10/95 (NFL record)
- 306 Tim Brown, L.A. Raiders 11/28/88
- 290 Lionel James, at San Diego 9/15/85

TACKLES**Most Tackles, Game**

- 19 Randy Gradishar, Denver 10/29/78
- 16 5 Times (Last: Dino Hackett, at K.C. 9/20/87)

SACKS**Most Sacks, Game**

- 7.0 Derrick Thomas, at Kansas City 11/11/90 (NFL record)
- 4.0 By 3 Players (Last: Anthony Smith, L.A. Raiders 9/12/93)

FORCED FUMBLES**Most Forced Fumbles, Game**

- 2 14 Times (Last: Lonnie Marts, at K.C. 1/2/94)

FUMBLES**Most Fumbles, Game**

- 5 Dave Walter, Cincinnati 10/11/87
- 4 3 Times (Last: Paul McDonald, Cleveland 12/20/81)

Most Own Fumbles Recovered, Game

- 3 Craig Erickson, at Miami 10/6/96
- 2 12 Times (Last: John Elway, Denver 11/28/93)

Most Opponents' Fumbles Recovered, Game

- 2 9 Times (Last: Bill Romanowski, Denver 9/8/96)

Longest Fumble Return

- 86 Derrick Thomas, Kansas City 12/5/93 (TD)
- 75 Ray Bentley, Cincinnati 9/6/92 (TD)
- 46 Lucius Sanford, Buffalo 10/14/84 (TD)

TOUCHDOWNS**Most Touchdowns, Game (Opponents' Recovered)**

- 1 16 Times (Last: 6 yards, Darrius Johnson, at Denver 11/2/97)

Most Touchdowns, Game (Own Recovered)

- 1 Tim Brown, at L.A. Raiders 12/18/88

BLOCKED KICKS**Most Blocked Punts, Game**

- 1 12 Times (Last: Joe Horn, Kansas City 11/23/97)

Most Blocked Field Goals, Game

- 1 10 Times (Last: Eric Swann, at Arizona 10/29/95)

Most Blocked PATs, Game

- 1 7 Times (Last: Michael Carter, at San Francisco 11/25/85)

Most Blocked Kicks (Field Goals and PATs), Game

- 1 18 Times (Rob Holmberg, at Oakland 12/22/96)

Longest Return of Blocked Punt


- 23 Frank Duncan, San Diego 9/7/80
- 0 6 Times (Last: Jessie Small, Philadelphia 9/10/89)

Longest Return of Blocked Field Goal

- 58 Dave Waymer, New Orleans 10/16/88 (TD)
- 0 7 Times (Last: Albert Lewis, at Kansas City 1/2/94 [TD])

Touchdowns with Blocked Kick Recovery

- 1 Dave Waymer, N.O. 10/16/88 (FG, 58 yds)
Albert Lewis, at Kansas City 1/2/94 (punt, 0 yds)



Glyn Milburn gained 404 all-purpose yards versus the Seahawks on December 10, 1995.

POSTSEASON RECORDS

SERVICE

Most Games, Career

- 7 Edwin Bailey, 1983-84, 1987-88
 - Jeff Bryant, 1983-84, 1987-88
 - Greg Gaines, 1983-84, 1987-88
 - Jacob Green, 1983-84, 1987-88
 - Norm Johnson, 1983-84, 1987-88
 - Dave Krieg, 1983-84, 1987-88
 - Steve Largent, 1983-84, 1987-88
 - Paul Moyer, 1983-84, 1988
 - Joe Nash, 1983-84, 1987-88
 - Bruce Scholtz, 1983-84, 1987-88
 - Mike Tice, 1983-84, 1987-88
- 6 5 players

Most Starts, Career

- 7 Edwin Bailey, 1983-84, 1987-88
 - Jeff Bryant, 1983-84, 1987-88
 - Jacob Green, 1983-84, 1987-88
 - Dave Krieg, 1983-84, 1987-88
 - Steve Largent, 1983-84, 1987-88
 - Joe Nash, 1983-84, 1987-88
 - Bruce Scholtz, 1983-84, 1987-88
- 6 3 players

SCORING

POINTS

Most Points, Career

- 38 Norm Johnson, 1983-84, 1987-88
(8 FG, 14 PAT) 7 games
- 24 Steve Largent, 1983-84, 1987-88 (4 TD) 7 games
- 12 Curt Warner, 1983, 1988 (2 TD) 4 games

Most Points, Game

- 12 Curt Warner, at Miami 12/31/83 (2 TD)
- Steve Largent, at Houston 1/3/88 (2 TD) (OT)
- 8 2 players
(Last: Norm Johnson, at Houston 1/3/88
[2FG, 2 PAT]) (OT)

TOUCHDOWNS

Most Touchdowns, Career

- 4 Steve Largent, 1983-84, 1987-88 7 games (4-P)
- 2 Curt Warner, 1983, 1988 4 games (2-R)
- 1 11 players

Most Touchdowns, Game

- 2 Curt Warner, at Miami 12/31/83 (2-R)
- Steve Largent, at Houston 1/3/88 (2-P) (OT)
- 1 By 13 players

Most Consecutive Games Scoring Touchdown

- 2 Steve Largent, 1984, 1987
- 1 12 Times (Last: John L. Williams and
Dave Krieg, at Cincinnati 12/31/88)


POINTS AFTER TOUCHDOWN

Most Points After Touchdown, Career

- 14 Norm Johnson, 1983-84, 1987-88, 7 games (15 att)
- 2 Todd Peterson, 1999 1 game (2 att.)

Most Points After Touchdown, Game

- 4 Norm Johnson, vs. Denver 12/24/83 (4 att)
- 3 Norm Johnson, at Miami 12/31/83 (3 att)



Blair Bush (1983-88)

- 2 By three times (Last: Todd Peterson, vs.
Miami, 1/9/00)

FIELD GOALS

Most Field Goals Attempted, Career

- 10 Norm Johnson, 1983-84, 1987-88 (7 games)

Most Field Goals Attempted, Game

- 3 Norm Johnson, at Miami 12/31/83 (D)
- 2 3 Times (Last: Norm Johnson, at Houston
1/3/88 (OT))
- 1 Todd Peterson, vs. Miami 1/9/00

Longest Field Goal Attempted

(all successful unless otherwise noted)

- 50 Todd Peterson, vs. Miami 1/9/00
- 48 Norm Johnson, at Miami 12/31/83
(blocked)
- 44 Norm Johnson, vs. L.A. Raiders 12/22/84
- 41 2 Times (Last: Norm Johnson, at Houston 1/3/88)

Most Field Goals, Career

- 8 Norm Johnson, 1983-84, 1987-88 7 games
(10 att)
- 1 Todd Peterson, 1999 1 game (1 att.)

Most Field Goals, Game

- 2 Norm Johnson, at Miami 12/31/83 (3 att)
- Norm Johnson, vs. L.A. Raiders 12/22/84 (2 Att)
- Norm Johnson, at Houston 1/3/88 (2 Att)

Most Consecutive Field Goals

- 5 Norm Johnson, 1983-84
- 2 Norm Johnson, 1987-88 (current)

Longest Field Goal

- 50 Todd Peterson, vs. Miami 1/9/00
- 44 Norm Johnson, vs. L.A. Raiders 12/22/84
- 41 Norm Johnson, at Houston 1/3/88 (OT)
- 37 By 2 players (Last: N. Johnson, at Mia 12/31/83)

Highest Field Goal Percentage, Career

80.0 Norm Johnson, 1983-84, 1987-88,
7 games (8-10)

SAFETIES**Most Safeties, Career**

None

Most Safeties, Game

None

RUSHING**Most Attempts, Career**

71 Curt Warner, 1983, 1988 4 Games
39 Dan Doornink, 1983-84, 5 Games
31 David Hughes, 1983-84, 5 Games

Most Attempts, Game

29 Curt Warner, at Miami 12/31/83
Dan Doornink, vs. L.A. Raiders 12/22/84
23 Curt Warner, vs. Denver 12/24/83

YARDS GAINED**Most Yards Gained, Career**

249 Curt Warner, 1983, 1988 4 Games
161 Dan Doornink, 1983-84, 5 Games
119 David Hughes, 1983-84, 5 Games

Most Yards Gained, Game

126 Dan Doornink, vs. L.A. Raiders 12/22/84
113 Curt Warner, at Miami 12/31/83
99 Curt Warner, vs. Denver 12/24/83

Most Games, 100 or More Yards Rushing, Career

1 Dan Doornink, 1983-84
Curt Warner, 1983, 1988

Most Consecutive Games, 100 or More Yards Rushing

1 Dan Doornink, 1984
Curt Warner, 1983, 1988

Longest Run From Scrimmage

15 Curt Warner, vs. Denver 12/24/83
14 Dan Doornink, vs. L.A. Raiders 12/22/84
13 Dave Krieg, vs. L.A. Raiders 12/22/84



John L. Williams (1986-93)

AVERAGE GAIN**Highest Average Gain, Career (Min. 30 Attempts)**

4.13 Dan Doornink, 1983-84, 5 games (39-161)
3.84 David Hughes, 1983-84, 5 games (31-119)
3.51 Curt Warner, 1983, 1988 4 games (71-249)

Highest Average Gain, Game (Min. 20 attempts)

4.34 Dan Doornink, vs. L.A. Raiders 12/22/84
(29-126)
4.30 Curt Warner, vs. Denver 12/24/83 (23-99)
3.90 Curt Warner, at Miami 12/31/83 (29-113)

TOUCHDOWNS**Most Touchdowns, Career**

2 Curt Warner, 1983, 1988 4 games
1 David Hughes, 1983-84, 5 games
Dave Krieg, 1983-84, 1987-88, 7 games

Most Touchdowns, Game

2 Curt Warner, at Miami 12/31/83
1 David Hughes, vs. Denver 12/24/83
Dave Krieg, at Cincinnati 12/31/88

Most Consecutive Games Rushing for Touchdowns

1 David Hughes, 1983
Curt Warner, 1983
Dave Krieg, 1988

PASSING**PASS RATING****Highest Pass Rating, Career (Min. 100 attempts)**

76.1 Dave Krieg, 1983-84, 1987-88, 7 games

ATTEMPTS**Most Passes Attempted, Career**

183 Dave Krieg, 1983-84, 1987-88, 7 games
30 Jon Kitna, 1999 1 game
28 Jim Zorn, 1983-84, 5 games
1 John L. Williams, 1987-88, 2 games

Most Passes Attempted, Game

50 Dave Krieg, at Cincinnati 12/31/88
38 Dave Krieg, at Houston 1/3/88 (OT)
35 Dave Krieg, at Miami 12/29/84

COMPLETIONS**Most Passes Completed, Career**

94 Dave Krieg, 1983-84, 1987-88, 7 games
14 Jim Zorn, 1983-84, 5 games
14 Jon Kitna, 1999 1 game

Most Passes Completed, Game

24 Dave Krieg, at Cincinnati 12/31/88
20 Dave Krieg, at Miami 12/29/84
16 Dave Krieg, at Houston 1/3/88 (OT)
14 Jon Kitna, vs. Miami 1/9/00

COMPLETION PERCENTAGE**Highest Completion %, Career (Min. 100 attempts)**

51.37 Dave Krieg, 1983-84, 1987-88, 7 games (183-94)

Highest Completion %, Game (15 Completions)

57.1 Dave Krieg, at Miami 12/29/84 (35-20)
53.6 Dave Krieg, at Miami 12/31/83 (28-15)
48.0 Dave Krieg, at Cincinnati 12/31/88 (50-24)

YARDS GAINED

Most Yards Gained, Career

- 1,252 Dave Krieg, 1983-84, 1987-88, 7 games
- 162 Jon Kitna, 1999 1 game
- 134 Jim Zorn, 1983-84, 5 games

Most Yards Gained, Game

- 297 Dave Krieg, at Cincinnati 12/31/88
- 237 Dave Krieg, at Houston 1/3/88 (OT)
- 234 Dave Krieg, at Miami 12/29/84

Most Games, 300 or More Yards Passing, Career

None

Most Consecutive Games, 300 or More Yards Passing

None

Longest Pass Completion

- 56 Dave Krieg (to Steve Largent) at Miami 12/29/84 (TD)
- 41 Dave Krieg (to Paul Johns) vs. Denver 12/24/83
- 40 Dave Krieg (to Steve Largent) at Miami 12/31/83

AVERAGE GAIN

Highest Average Gain, Career (Min. 100 attempts)

- 6.84 Dave Krieg, 1983-84, 1987-88, 7 games (183-1,252)

Highest Average Gain, Game (20 Attempts)

- 6.86 Dave Krieg, at Miami 12/31/83 (28-192)
- 6.69 Dave Krieg, at Miami 12/29/84 (35-234)
- 6.24 Dave Krieg, at Houston 1/3/88 (38-237) (OT)

TOUCHDOWNS

Most Touchdown Passes, Career

- 9 Dave Krieg, 1983-84, 1987-88, 7 games
- 2 Jim Zorn, 1983-84, 5 games

Most Touchdown Passes, Game

- 3 Dave Krieg, vs. Denver 12/24/83
- 2 Jim Zorn, at L.A. Raiders 1/8/84
- Dave Krieg, at Houston 1/3/88 (OT)

Most Consecutive Games, Touchdown Pass

- 4 Dave Krieg, 1984, 1987-88
- 2 Dave Krieg, 1983

HAD INTERCEPTED

Lowest %, Passes Had Intercepted, Career (Min. 100 att)

- 3.28 Dave Krieg, 1987-88, 7 games (6-183)

Most Attempts Without Interception, Game

- 38 Dave Krieg, at Houston 1/3/88 (OT)
- 35 Dave Krieg, at Miami 12/29/84
- 13 Dave Krieg, vs. Denver 12/24/83

Most Passes Had Intercepted, Career

- 6 Dave Krieg, 1983-84, 1987-88, 7 games
- 2 Jim Zorn, 1983-84, 5 games
- Jon Kitna, 1999 1 game

Most Passes Had Intercepted, Game

- 3 Dave Krieg, at L.A. Raiders 1/8/84
- 2 Jim Zorn, at L.A. Raiders 1/8/84
- Dave Krieg, at Cincinnati 12/31/88
- Jon Kitna, vs. Miami 1/9/00

Most Consecutive Passes Without Interception

- 87 Dave Krieg, 1984, 1987-88

PASS RECEIVING

RECEPTIONS

Most Receptions, Career

- 23 Steve Largent, 1983-84, 1987-88, 7 games
- 15 Dan Doornink, 1983-84, 5 games
- 13 John L. Williams, 1987-88, 2 games

Most Receptions, Game

- 11 John L. Williams, at Cincinnati 12/31/88
- 7 Steve Largent, at Houston 1/3/88 (OT)
- 6 Dan Doornink, at L.A. Raiders 1/8/84
- Steve Largent, at Miami 12/29/84
- Dan Doornink, at Miami 12/29/84

Most Consecutive Games, Pass Reception

- 4 Dan Doornink, 1983-84
- Curt Warner, 1983, 1988
- 3 By 4 players

YARDS GAINED

Most Yards Gained, Career

- 434 Steve Largent, 1983-84, 1987-88, 7 games
- 168 Paul Johns, 1983, 3 games
- 142 John L. Williams, 1987-88, 2 games

Most Yards Gained, Game

- 137 John L. Williams, at Cincinnati 12/31/88
- 132 Steve Largent, at Houston 1/3/88 (OT)
- 128 Steve Largent, at Miami 12/29/84

Most Games, 100 or More Yards Receiving, Career

- 2 Steve Largent, 1983-84, 1987-88, 7 games
- 1 John L. Williams, 1987-88, 2 games

Most Consecutive Games, 100 or More Yards Receiving, Career

- 2 Steve Largent, 1984, 1987
- 1 John L. Williams, 1988 (current)

Longest Reception

- 56 Steve Largent, (from Dave Krieg) at Miami 12/29/84 (TD)
- 41 Paul Johns, (from Dave Krieg) at Miami 12/31/83
- 40 Steve Largent, (from Dave Krieg) at Miami 12/31/83

AVERAGE GAIN

Highest Average Gain, Career (Min. 10 Receptions)

- 18.87 Steve Largent, 1983-84, 1987-88, 7 games (23-434)
- 15.27 Paul Johns, 1983, 3 games (11-168)
- 10.92 John L. Williams, 1987-88, 2 games (13-142)

Highest Average Gain, Game (Min. 3 Receptions)

- 21.33 Steve Largent, at Miami 12/29/84 (6-128)
- 19.00 Steve Largent, vs. Denver 12/24/83 (4-76)
- 18.86 Steve Largent, at Houston 1/3/88 (7-132)(OT)

TOUCHDOWNS

Most Touchdowns, Career

- 4 Steve Largent, 1983-84, 1987-88, 7 games
- 1 By 8 players

Most Touchdowns, Game

- 2 Steve Largent, at Houston 1/3/88 (OT)
- 1 By 10 (Last: Sean Dawkins, vs. Miami 1/9/00)

Most Consecutive Games, Touchdown Passes Caught

- 2 Steve Largent, 1984, 1987
- 1 By 9 players

INTERCEPTIONS BY

Most Interceptions, Career

- 4 John Harris, 1983-84, 5 games
- 2 Gregory Johnson, 1983, 3 games
- Kerry Justin, 1983, 3 games

Most Interceptions, Game

- 2 John Harris, at Miami 12/29/84
- 1 By 9 (Last: Melvin Jenkins, at Hou. 1/3/88 (OT))

YARDS GAINED

Most Yards Gained, Career

- 45 John Harris, 1983-84, 5 games
- Kerry Justin, 1983, 3 games
- 28 Melvin Jenkins, 1987-88, 1 game

Most Yards Gained, Game

- 45 Kerry Justin, vs. Denver 12/24/83
- John Harris, at Miami 12/29/84
- 28 Melvin Jenkins, at Houston 1/3/88 (OT)

Longest Return

- 45 Kerry Justin, vs. Denver 12/24/83
- 32 John Harris, at Miami 12/29/84
- 28 Melvin Jenkins, at Houston 1/3/88 (OT)

TOUCHDOWNS

Most Touchdowns, Career

None

Most Touchdowns, Game

None

PUNTING

Most Punts, Career

- 27 Jeff West, 1983-84, 5 games
- 13 Ruben Rodriguez, 1987-88, 2 games

Most Punts, Game

- 8 Jeff West, vs. L.A. Raiders 12/22/84
- 7 Jeff West, at Miami 12/29/84
- Ruben Rodriguez, at Houston 1/3/88 (OT)
- Jeff Feagles, vs. Miami 1/9/00

Longest Punt

- 58 Jeff West, at Miami 12/29/84
- 56 Ruben Rodriguez, at Houston 1/3/88 (OT)
- 54 Ruben Rodriguez, at Cincinnati 12/31/88
- Jeff Feagles, vs. Miami 1/9/00

AVERAGE YARDAGE

Highest Average, Career (20 Punts)

- 36.96 Jeff West, 1983-84, 5 games (27-998)

Highest Average, Game (4 Punts)

- 47.86 Jeff Feagles, vs. Miami 1/9/00 (7-335)
- 44.25 Ruben Rodriguez, at Houston 1/3/88 (7-310) (OT)
- 44.17 Ruben Rodriguez, at Cincinnati 12/31/88 (6-265)
- 38.00 Jeff West, at Miami 12/31/83 (4-152)

PUNT RETURNS

Most Punt Returns, Career

- 7 Bobby Joe Edmonds, 1987-88, 2 games
- 6 Kenny Easley, 1983-84, 1987, 6 games
- 4 Paul Johns, 1983, 3 games

Most Punt Returns, Game

- 5 Kenny Easley, vs. L.A. Raiders 12/22/84
- Bobby Joe Edmonds, at Cin. 12/31/88
- 4 Paul Johns, vs. Denver 12/24/83

YARDS GAINED

Most Yards Gained, Career

- 96 Bobby Joe Edmonds, 1987-88, 2 games
- 58 Paul Johns, 1983, 3 games
- 57 Kenny Easley, 1983-84, 1987, 6 games

Most Yards Gained, Game

- 66 Bobby Joe Edmonds, at Houston 1/3/88 (OT)
- 58 Paul Johns, vs. Denver 12/24/83
- 52 Kenny Easley, vs. L.A. Raiders 12/22/84

Longest Return

- 54 Bobby Joe Edmonds, at Houston 1/3/88 (OT)
- 19 Paul Johns, vs. Denver 12/24/83
- 17 By 2 (Last: Kenny Easley, vs. L.A. Raiders 12/22/84)

AVERAGE YARDAGE

Highest Average, Career (Minimum 4 Returns)

- 14.50 Paul Johns, 1983, 3 games (4-58)
- 13.71 Bobby Joe Edmonds, 1987-88, 2 games (7-96)
- 9.50 Kenny Easley, 1983-84, 5 games (6-57)



John Harris (1978-85)

Highest Average Gain, Game (Minimum 3 Returns)

- 14.5 Paul Johns, vs. Denver 12/24/83 (4-58)
- 10.4 Kenny Easley, vs. L.A. Raiders 12/22/84 (5-52)

TOUCHDOWNS

Most Touchdowns, Career

None

Most Touchdowns, Game

None

KICKOFF RETURNS

Most Kickoff Returns, Career

- 7 Zachary Dixon, 1983, 3 games
- Bobby Joe Edmonds, 1987-88, 2 games
- David Hughes, 1983-84, 5 games

Most Kickoff Returns, Game

- 5 Bobby Joe Edmonds, at Houston 1/3/88 (OT)
- 4 Charlie Rogers, vs. Miami 1/9/00
- 3 Zachary Dixon, at L.A. Raiders 1/8/84
- 2 By 6 (Last: Bobby Joe Edmonds, at Cincinnati 12/31/88)

YARDS GAINED**Most Yards Gained, Career**

- 183 Zachary Dixon, 1983, 3 games
- 163 David Hughes, 1983-84, 5 games
- 159 Charlie Rogers, 1999 1 game
- 149 Bobby Joe Edmonds, 1987-88, 2 games

Most Yards Gained, Game

- 159 Charlie Rogers, vs. Miami 1/9/00
- 109 Bobby Joe Edmonds, at Houston 1/3/88 (OT)
- 86 Zachary Dixon, at Miami 12/31/83
- 60 David Hughes, at L.A. Raiders 1/8/84

Longest Return

- 85t Charlie Rogers, vs. Miami 1/9/00
- 59 Zachary Dixon, at Miami 12/31/83
- 35 Bobby Joe Edmonds, at Houston 1/3/88 (OT)
- 34 David Hughes, at L.A. Raiders 1/8/84

AVERAGE YARDAGE**Highest Average, Career (Minimum 5 Returns)**

- 26.14 Zachary Dixon, 1983, 3 games (7-183)
- 23.29 David Hughes, 1983-84, 5 games (7-163)
- 21.29 Bobby Joe Edmonds, 1987-88, 2 games (7-149)

Highest Average, Game (Minimum 3 Returns)

- 39.75 Charlie Rogers, vs. Miami 1/9/00
- 21.80 Bobby Joe Edmonds, vs Houston 1/3/88 (5-109) (OT)
- 18.00 Zachary Dixon, at L.A. Raiders 1/8/84 (3-54)

TOUCHDOWNS**Most Touchdowns, Career**

- 1 Charlie Rogers 1999, 1 game

Most Touchdowns, Game

- 1 Charlie Rogers, vs. Miami 1/9/00

FUMBLES**Most Fumbles, Career**

- 2 John L. Williams, 1987-88, 2 games
- 1 By 3 players

Most Fumbles, Game

- 1 By 5 (Last: John L. Williams, at Cincinnati 12/31/88)

RECOVERIES**Most Own Fumbles Recovered, Career**

- 1 Ron Essink, 1983-84, 5 games
- Pete Metzelaars, 1983-84, 5 games

Most Opponents Fumbles Recovered, Career

- 2 Jeff Bryant, 1983-84, 1987-88, 7 games
- 1 By 8 players

Most Fumbles Recovered, Game, Own and Opponents

- 2 Jeff Bryant, at L.A. Raiders 1/8/84 (2-Opp)

- 1 By 10 (Last: Melvin Jenkins [opp] and Joe Nash [opp], at Cincinnati 12/31/88 (D))

YARDS GAINED**Longest Return**

- 0 14 Times (Last: Joe Nash, at Cin. 12/31/88)

TOUCHDOWNS**Most Touchdowns**

None

TACKLES**Most Tackles, Career**

- 48 Keith Butler, 1983-84, 1987, 6 games
- 46 Kenny Easley, 1983-84, 1987, 6 games
- 36 Jacob Green, 1983-84, 1987-88, 7 games

Most Tackles, Game

- 17 Brian Bosworth, at Houston 1/3/88 (OT)
- 15 Eugene Robinson, at Houston 1/3/88 (OT)
- 12 Kenny Easley, at Houston 1/3/88 (OT)

SACKS**Most Sacks, Career**

- 3.5 Jacob Green, 1983-84, 1987-88, 7 games
- 2.0 Greg Gaines, 1983-84, 1987-88, 7 games
- 1.5 Jeff Bryant, 1983-84, 1987-88, 7 games

Most Sacks, Game

- 2.5 Jacob Green, vs. L.A. Raiders 12/22/84
- 1.0 By 11 (Last: Jacob Green, at Cin. 12/31/88)

FUMBLES**Most Forced Fumbles, Career**

- 2 Jacob Green, 1983-84, 1987-88, 7 games
- Bruce Scholtz, 1983-84, 1987-88, 7 games
- 1 By 7 players

Most Forced Fumbles, Game

- 1 By 11 (Last: Jacob Green, at Cincinnati 12/31/88)

BLOCKED KICKS**Most Blocked Punts, Career**

None

Most Blocked Punts, Game

None

Most Blocked Field Goals, Career

None

Most Blocked Field Goals, Game

None

Most Blocked PATs, Career

None

Most Blocked PATs, Game

None

Most Blocked Placekicks, Career

None

Most Blocked Placekicks, Game

None

POSTSEASON TEAM RECORDS

GAMES

Most Consecutive Seasons Participating in Postseason Games

- 2 1983-84
- 1987-88

Most Games

- 3 1983
- 2 1984
- 1 1987
- 1988
- 1999

Most Games Won

- 2 1983
- 1 1984

Most Consecutive Games Won

- 2 1983
- 1 1984

Most Consecutive Games Lost

- 3 1987-99
- 1 1983, 1984

SCORING

Most Points, Game

- 31 vs. Denver 12/24/83
- 27 at Miami 12/31/83
- 20 at Houston 1/3/88 (OT)
- 20 vs. Miami 1/9/00

Fewest Points, Game

- 10 at Miami 12/29/84
- 13 vs. L.A. Raiders 12/22/84
- at Cincinnati 12/31/88

Most Points, Both Teams, Game

- 47 (27) at Miami (20) 12/31/83
- 44 (14) at L.A. Raiders (30) 1/8/84
- 43 (20) at Houston (23) 1/3/88 (OT)

Fewest Points, Both Teams, Game

- 20 (13) at L.A. Raiders (7) 12/22/84
- 34 (13) at Cincinnati (21) 12/31/88
- 37 (17) vs. Miami (20) 1/9/00
- 38 (31) vs. Denver (7) 12/24/83

Largest Margin of Victory, Game

- 24 (31) vs. Denver (7) 12/24/83
- 7 (27) at Miami (20) 12/31/83
- 6 (13) at L.A. Raiders (7) 12/22/84

Most Points, Shutout Victory, Game

None

Most Points Overcome to Win Game

- 6 at Miami 12/31/83 (Trailed 7-13, Won 27-20)
- 3 at Miami 12/31/83 (Trailed 17-20, Won 27-20)

Most Points, Each Half

- 1st:** 10 vs. Denver 12/24/83
- at Miami 12/29/84
- at Houston 1/3/88
- vs. Miami 1/9/00
- 2nd:** 21 vs. Denver 12/24/83
- 20 at Miami 12/31/83
- 14 at L.A. Raiders 1/8/84
- 13 at Cincinnati 12/31/88

Most Points, Each Quarter

- 1st:** 7 vs. Denver 12/24/83
- at Houston 1/3/88 (
- vs. Miami 1/9/00)
- 2nd:** 10 at Miami 12/29/84
- 7 at Miami 12/31/83
- vs. L.A. Raiders 12/22/84
- 3 vs. Denver 12/24/83
- at Houston 1/3/88
- 3rd:** 7 vs. Denver 12/24/83
- at Miami 12/31/83
- at L.A. Raiders 1/8/84
- vs. Miami 1/9/00
- 4th:** 14 vs. Denver 12/24/83
- 13 at Miami 12/31/83
- at Cincinnati 12/31/88
- 7 at L.A. Raiders 1/8/84
- at Houston 1/3/88
- OT:** 0 at Houston 1/3/88

TOUCHDOWNS

Most Touchdowns, Game

- 4 vs. Denver 12/24/83
- 3 at Miami 12/31/83
- 2 at L.A. Raiders 1/8/84
- at Houston 1/3/88 (OT)
- at Cincinnati 12/31/88
- vs. Miami 1/9/00

Fewest Touchdowns, Game

- 1 vs. L.A. Raiders 12/22/84
- at Miami 12/29/84
- 2 4 Times (Last: vs. Miami 1/9/00)

Most Touchdowns, Both Teams, Game

- 6 Seattle (3) at Miami (3) 12/31/83
- 5 4 Times
- (Last: Seattle [2] at Cincinnati [3] 12/31/88)

Fewest Touchdowns Both Teams, Game

- 2 Seattle (1) at L.A. Raiders (1) 12/22/84
- 4 Seattle (2) at Houston (2) 1/3/88 (OT)
- Seattle (2) vs. Miami (2) 1/9/00
- 5 4 Times (Last: Seattle [2] at Cincinnati [3] 12/31/88)

POINTS AFTER TOUCHDOWN

Most Points After Touchdown, Game

- 4 vs. Denver 12/24/83
- 3 at Miami 12/31/83
- 2 at L.A. Raiders 1/8/84
- at Houston 1/3/88 (OT)
- vs. Miami 1/9/00

Fewest Points After Touchdown, Game

- 1 vs. L.A. Raiders 12/22/84
- at Miami 12/29/84
- at Cincinnati 12/31/88

Most Points After Touchdown, Both Teams, Game
5 4 Times (Last: Seattle [1] at Miami [4] 12/29/84)

Fewest Points After Touchdown, Both Teams, Game
2 Seattle (1) at L.A. Raiders (1) 12/22/84
4 Seattle (2) at Houston (2) 1/3/88 (OT)
Seattle (1) at Cincinnati (3) 12/31/88
Seattle (2) vs. Miami (2) 1/9/00

FIELD GOALS

Most Field Goals, Game
2 at Miami 12/31/83
vs. L.A. Raiders 12/22/84
at Houston 1/3/88 (OT)

Most Field Goals, Both Teams, Game
5 Seattle (2) at Houston (3) 1/3/88 (OT)
3 Seattle (0) at L.A. Raiders (3) 1/8/84
Seattle (1) vs. Miami (2) 1/9/00
2 2 Times (Last: Seattle [2] at L.A. Raiders [0] 12/22/84)

Most Field Goals Attempted, Game
3 at Miami 12/31/83
2 vs. L.A. Raiders 12/22/84
at Miami 12/29/84
at Houston 1/3/88 (OT)

Most Field Goals Attempted, Both Teams, Game
7 Seattle (2) at Houston (5) 1/3/88 (OT)
5 Seattle (2) at Miami (3) 12/29/84
3 Seattle (3) at Miami (0) 12/31/83
Seattle (0) at L.A. Raiders (3) 1/8/84
Seattle (1) vs. Miami (2) 1/9/00

FIRST DOWNS

Most First Downs, Game
21 at Miami 12/31/83
19 at Cincinnati 12/31/88
17 vs. Denver 12/24/83
vs. L.A. Raiders 12/22/84

Fewest First Downs, Game
8 at Miami 12/29/84
11 at Houston 1/3/88 (OT)
12 vs. Miami 1/9/00
16 at L.A. Raiders 1/8/84

Most First Downs, Both Teams, Game
42 Seattle (21) at Miami (21) 12/31/83
41 Seattle (19) at Cincinnati (22) 12/31/88
38 2 Times (Last: Seattle [11] at Houston [27] 1/3/88 [OT])

Fewest First Downs, Both Teams, Game
30 Seattle (8) at Miami (22) 12/29/84
Seattle (12) vs. Miami (18) 1/9/00
31 Seattle (17) at L.A. Raiders (14) 12/22/84
37 Seattle (16) at L.A. Raiders (21) 1/8/84

RUSHING

Most First Downs, Rushing, Game
12 at Miami 12/31/83
vs. L.A. Raiders 12/22/84
8 vs. Denver 12/24/83

Fewest First Downs, Rushing, Game
0 vs. Miami 1/9/00
1 at Houston 1/3/88 (OT)
at Cincinnati 12/31/88
2 at Miami 12/29/84

Most First Downs, Rushing, Both Teams, Game
21 Seattle (12) at Miami (9) 12/31/83
18 Seattle (1) at Cincinnati (17) 12/31/88
17 Seattle (12) at L.A. Raiders (5) 12/22/84

Fewest First Downs Rushing, Both Teams, Game
7 Seattle (0) vs. Miami (7) 1/9/00
10 Seattle (2) at Miami (8) 12/29/84
Seattle (1) at Houston (9) 1/3/88 (OT)
13 Seattle (8) vs. Denver (5) 12/24/83

PASSING

Most First Downs, Passing, Game
16 at Cincinnati 12/31/88
10 at L.A. Raiders 1/8/84
at Houston 1/3/88 (OT)
vs. Miami 1/9/00

Fewest First Downs, Passing, Game
4 vs. L.A. Raiders 12/22/84
6 at Miami 12/29/84
9 vs. Denver 12/24/83
at Miami 12/31/83

Most First Downs, Passing, Both Teams, Game
28 Seattle (10) at Houston (18) 1/3/88 (OT)
23 Seattle (9) vs. Denver (14) 12/24/83
21 2 Times (Last: Seattle [16] at Cincinnati [5] 12/31/88)

Fewest First Downs Passing, Both Teams, Game
12 Seattle (4) at L.A. Raiders (8) 12/22/84
18 Seattle (6) at Miami (12) 12/29/84
20 Seattle (9) at Miami (11) 12/31/83
Seattle (10) vs. Miami (10) 1/9/00



Kerry Justin (1978-83, 1986-87)

PENALTY**Most First Downs, Penalty, Game**

- 2 at L.A. Raiders 1/8/84
at Cincinnati 12/31/88
vs. Miami 1/9/00
1 vs. L.A. Raiders 12/22/84

Most First Downs, Penalty, Both Teams, Game

- 3 Seattle (2) vs. Miami (1) 1/9/00
2 5 Times (Last: Seattle [2] at Cincinnati [0] 12/31/88)

NET YARDS GAINED RUSHING & PASSING**Most Net Yards Gained, Game**

- 334 at Miami 12/31/83
324 vs. Denver 12/24/83
294 at Cincinnati 12/31/88

Fewest Net Yards Gained, Game

- 167 at L.A. Raiders 1/8/84
171 vs. Miami 1/9/00
251 vs. L.A. Raiders 12/22/84
250 at Houston 1/3/88 (OT)

Most Yards Gained, Both Teams, Game

- 687 Seattle (250) at Houston (437) 1/3/88 (OT)
684 Seattle (324) vs. Denver (360) 12/24/83
672 Seattle (267) at Miami (405) 12/29/84

Fewest Yards Gained, Both Teams, Game

- 470 Seattle (171) vs. Miami (299) 1/9/00
491 Seattle (251) at L.A. Raiders (240) 12/22/84
568 Seattle (167) at L.A. Raiders (401) 1/8/84
639 Seattle (294) at Cincinnati (345) 12/31/88

RUSHING**ATTEMPTS****Most Attempts, Game**

- 51 vs. L.A. Raiders 12/22/84
42 at Miami 12/31/83
38 vs. Denver 12/24/83

Fewest Attempts, Game

- 11 at Houston 1/3/88 (OT)
17 at Cincinnati 12/31/88
18 at L.A. Raiders 1/8/84
at Miami 12/29/84

Most Attempts, Both Teams, Game

- 76 Seattle (51) at L.A. Raiders (25) 12/22/84
72 Seattle (42) at Miami (30) 12/31/83
71 Seattle (38) vs. Denver (33) 12/24/83

Fewest Attempts, Both Teams, Game

- 54 Seattle (18) at Miami (36) 12/29/84
57 Seattle (20) vs. Miami (37) 1/9/00
61 Seattle (11) at Houston (50) 1/3/88 (OT)
64 Seattle (18) at L.A. Raiders (46) 1/8/84

YARDS GAINED**Most Yards Gained, Game**

- 205 vs. L.A. Raiders 12/22/84
151 at Miami 12/31/83
145 vs. Denver 12/24/83

Fewest Yards Gained, Game

- 18 at Cincinnati 12/31/88
29 at Houston 1/3/88 (OT)
41 vs. Miami 1/9/00
51 at Miami 12/29/84

Most Yards Gained, Both Teams, Game

- 310 Seattle (205) at L.A. Raiders (105) 12/22/84
279 Seattle (151) at Miami (128) 12/31/83
272 Seattle (18) at Cincinnati (254) 12/31/88

Fewest Yards Gained, Both Teams, Game

- 149 Seattle (41) vs. Miami (108) 1/9/00
194 Seattle (51) at Miami (143) 12/29/84
207 Seattle (29) at Houston (178) 1/3/88 (OT)
270 Seattle (145) vs. Denver (125) 12/24/83

AVERAGE GAIN**Highest Average Gain, Game**

- 4.02 vs. L.A. Raiders 12/22/84 (51-205)
3.82 vs. Denver 12/24/83 (38-145)
3.61 at L.A. Raiders 1/8/84 (18-65)

Lowest Average Gain, Game

- 1.06 at Cincinnati 12/31/88 ((17-18)
2.05 vs. Miami 1/9/00 (20-41)
2.64 at Houston 1/3/88 (11-29) (OT)
2.83 at Miami 12/29/84 (18-51)

TOUCHDOWNS**Fewest Touchdowns, Game**

- 0 5 Times (Last: vs. Miami 1/9/00)

Most Touchdowns, Game

- 2 at Miami 12/31/83
1 vs. Denver 12/24/83
at Cincinnati 12/31/88

Most Touchdowns, Both Teams, Game

- 4 Seattle (1) at Cincinnati (3) 12/31/88
3 Seattle (2) at Miami (1) 12/31/83
2 Seattle (0) at L.A. Raiders (2) 1/8/84

Fewest Touchdowns, Both Teams, Game

- 0 Seattle (0) at L.A. Raiders (0) 12/22/84
1 4 Times (Last: Seattle [0] vs. Miami [1] 1/9/00)

PASSING**ATTEMPTS****Most Attempts, Game**

- 50 at Cincinnati 12/31/88
39 at Houston 1/3/88 (OT)
36 at L.A. Raiders 1/8/84

Fewest Attempts, Game

- 10 vs. L.A. Raiders 12/22/84
13 vs. Denver 12/24/83
29 at Miami 12/31/83

Most Attempts, Both Teams, Game

- 71 Seattle (39) at Houston (32) 1/3/88 (OT)
69 Seattle (35) at Miami (34) 12/29/84
Seattle (50) at Cincinnati (19) 12/31/88

Fewest Attempts, Both Teams, Game

- 37 Seattle (13) vs. Denver (24) 12/24/83
Seattle (10) at L.A. Raiders (27) 12/22/84
55 Seattle (29) at Miami (26) 12/31/83

COMPLETIONS

Most Completions, Game

- 24 at Cincinnati 12/31/88
- 20 at Miami 12/29/84
- 17 at L.A. Raiders 1/8/84

Fewest Completions, Game

- 4 vs. L.A. Raiders 12/22/84
- 12 vs. Denver 12/24/83
- 14 vs. Miami 1/9/00
- 16 at Houston 1/3/88 (OT)

Most Completions, Both Teams, Game

- 41 Seattle (20) at Miami (21) 12/29/84
- 37 Seattle (16) at Houston (21) 1/3/88 (OT)
- 36 Seattle (12) vs. Denver (24) 12/24/83

Fewest Completions, Both Teams, Game

- 18 Seattle (4) at L.A. Raiders (14) 12/22/84
- 30 Seattle (15) at Miami (15) 12/31/83
- 31 Seattle (24) at Cincinnati (7) 12/31/88
- Seattle (14) vs. Miami (17) 1/9/00

Highest Completion %, Game (Min. 20 Attempts)

- 57.14 at Miami 12/29/83 (20-35)
- 51.72 at Miami 12/31/83 (15-29)
- 48.00 at Cincinnati 12/31/88

Lowest Completion %, Game (Min. 20 Attempts)

- 41.03 at Houston 1/3/88 (16-39) (OT)
- 47.22 at L.A. Raiders 1/8/84 (17-36)
- 48.00 at Cincinnati 12/31/88

NET YARDS GAINED

Most Yards Gained, Game

- 276 at Cincinnati 12/31/88
- 221 at Houston 1/3/88 (OT)
- 216 at Miami 12/29/84

Fewest Yards Gained, Game

- 46 vs. L.A. Raiders 12/22/84
- 102 at L.A. Raiders 1/8/84
- 179 vs. Denver 12/24/83

Most Yards Gained, Both Teams, Game

- 480 Seattle (221) at Houston (259) 1/3/88 (OT)
- 478 Seattle (216) at Miami (262) 12/29/84

414 Seattle (179) vs. Denver (235) 12/24/83

Fewest Yards Gained, Both Teams, Game

- 181 Seattle (46) at L.A. Raiders (135) 12/22/84
- 298 Seattle (102) at L.A. Raiders (196) 1/8/84
- 376 Seattle (183) at Miami (193) 12/31/83

TIMES SACKED

Most Times Sacked, Game

- 4 at L.A. Raiders 1/8/84
- 2 5 Times (Last: at Cincinnati 12/31/88)

Fewest Times Sacked, Game

- 1 at Miami 12/31/83
- 2 5 Times (Last: at Cincinnati 12/31/88)

Most Times Sacked, Both Teams, Game

- 8 Seattle (2) at L.A. Raiders (6) 12/22/84
- 6 Seattle (4) at L.A. Raiders (2) 1/8/84
- 4 3 Times (Last: Seattle [2] at Cincinnati [2] 12/31/88)

Fewest Times Sacked, Both Teams, Game

- 1 Seattle (1) at Miami (0) 12/31/83
- 2 Seattle (2) at Miami (0) 12/29/84
- 4 3 Times (Last: Seattle [2] at Cincinnati [2] 12/31/88)

TOUCHDOWNS

Most Touchdowns, Game

- 3 vs. Denver 12/24/83
- 2 at L.A. Raiders 1/8/84
- at Houston 1/3/88 (OT)

Most Touchdowns, Both Teams, Game

- 4 Seattle (3) vs. Denver (1) 12/24/83
- Seattle (1) at Miami (3) 12/29/84
- 3 3 Times (Last: Seattle [2] at Houston [1] 1/3/88(OT))

INTERCEPTIONS BY

Most Interceptions By, Game

- 2 5 Times (Last: at Miami 12/29/84)



Keith Butler (1978-87)



Norm Evans (1976-78)

Most Interceptions By, Both Teams, Game

- 7 Seattle (2) at L.A. Raiders (5) 1/8/84
- 3 Seattle (2) at Miami (1) 12/31/83
- 2 5 Times (Last: Seattle [0] vs. Miami (2) 1/9/00)

YARDS GAINED**Most Yards Gained, Game**

- 45 vs. Denver 12/24/83
- at Miami 12/29/84
- 28 at Houston 1/3/88 (OT)

Most Yards Gained, Both Teams, Game

- 61 Seattle (8) at L.A. Raiders (53) 1/8/84
- 45 Seattle (45) vs. Denver (0) 12/24/83
- Seattle (45) at Miami (0) 12/29/84

TOUCHDOWNS**Most Touchdowns, Game**

None

PUNTING**Most Punts, Game**

- 8 vs. L.A. Raiders 12/22/84
- 7 at Miami 12/29/84
- at Houston 1/3/88 (OT)
- vs. Miami 1/9/00

Fewest Punts, Game

- 3 vs. Denver 12/24/83
- 4 at Miami 12/31/83
- 5 at L.A. Raiders 1/8/84

Most Punts, Both Teams, Game

- 16 Seattle (8) at L.A. Raiders (8) 12/22/84
- 15 Seattle (7) vs. Miami (8) 1/9/00
- 12 Seattle (6) at Cincinnati (6) 12/31/88
- 10 Seattle (7) at Miami (3) 12/29/84
- Seattle (7) at Houston (3) 1/3/88 (OT)

Fewest Punts, Both Teams, Game

- 7 Seattle (3) vs. Denver (4) 12/24/83
- Seattle (5) at L.A. Raiders (2) 1/8/84
- 8 Seattle (4) at Miami (4) 12/31/83

AVERAGE YARDAGE**Highest Average, Punting, Game (4 Punts)**

- 47.86 vs. Miami 1/9/00
- 44.29 at Houston 1/3/88 (7-310) (OT)
- 44.17 at Cincinnati 12/31/88 (6-265)

Lowest Average, Punting, Game (4 Punts)

- 32.00 at L.A. Raiders 1/8/84 (5-160)
- 37.00 at Miami 12/29/84 (7-259)
- 37.75 vs. L.A. Raiders 12/22/84 (8-302)

PUNT RETURNS**Most Punt Returns, Game**

- 5 vs. L.A. Raiders 12/22/84
- at Cincinnati 12/31/88
- 4 vs. Denver 12/24/83

Fewest Punt Returns, Game

- 0 at L.A. Raiders 1/8/84
- at Miami 12/31/83
- 1 at Miami 12/29/84

Most Punt Returns, Both Teams, Game

- 8 Seattle (5) at L.A. Raiders (3) 12/22/84
- Seattle (5) at Cincinnati (3) 12/31/88
- Seattle (3) vs. Miami (5) 1/9/00
- 7 Seattle (4) vs. Denver (3) 12/24/83

Fewest Punt Returns, Both Teams, Game

- 1 Seattle (0) at L.A. Raiders (1) 1/8/84
- 2 Seattle (0) at Miami (2) 12/31/83
- 4 Seattle (1) at Miami (3) 12/29/84

YARDS GAINED**Most Yards Gained, Game**

- 66 at Houston 1/3/88 (OT)
- 58 vs. Denver 12/24/83
- 52 vs. L.A. Raiders 12/22/84

Fewest Yards Gained, Game

- 0 at Miami 12/31/83
- at L.A. Raiders 1/8/84
- 2 at Miami 12/29/84

Most Yards Gained, Both Teams, Game

- 93 Seattle (66) at Houston (27) 1/3/88 (OT)
- 87 Seattle (24) vs. Miami (63) 1/9/00
- 68 Seattle (58) vs. Denver (10) 12/24/83
- 57 Seattle (52) at L.A. Raiders (5) 12/22/84

Fewest Yards, Gained, Both Teams, Game

- 1 Seattle (0) at L.A. Raiders (1) 1/8/84
- 32 Seattle (0) at Miami (32) 12/31/83
- 35 Seattle (5) at Miami (30) 12/29/84

TOUCHDOWNS**Most Touchdowns, Game**

None

KICKOFF RETURNS**Most Kickoff Returns, Game**

- 7 at L.A. Raiders 1/8/84
- 6 at Houston 1/3/88 (OT)
- 4 at Miami 12/31/83
- at Miami 12/29/83
- vs. Miami 1/9/00

Fewest Kickoff Returns, Game

- 2 vs. Denver 12/24/83
- vs. L.A. Raiders 12/22/84
- 3 at Cincinnati 12/31/88

Most Kickoff Returns, Both Teams, Game

- 10 Seattle (4) at Miami (6) 12/31/83
- Seattle (6) at Houston (4) 1/3/88 (OT)
- 9 Seattle (7) at L.A. Raiders (2) 1/8/84

Fewest Kickoff Returns, Both Teams, Game

- 4 Seattle (2) at L.A. Raiders (2) 12/22/84
- 6 Seattle (3) at Cincinnati (3) 12/31/88
- 7 Seattle (4) at Miami (3) 12/29/84
- Seattle (4) vs. Miami (3) 1/9/00

YARDS GAINED**Most Yards Gained, Game**

- 159 vs. Miami 1/9/00
- 136 at L.A. Raiders 1/8/84
- 132 at Houston 1/3/88 (OT)
- 130 at Miami 12/31/83

Fewest Yards Gained, Game

- 28 vs. L.A. Raiders 12/22/84
- 43 vs. Denver 12/24/83
- 66 at Cincinnati 12/31/88

Most Yards Gained, Both Teams, Game

- 247 Seattle (159) vs. Miami (88) 1/9/00
- 234 Seattle (130) at Miami (104) 12/31/83
- 197 Seattle (132) at Houston (65) 1/3/88 (OT)
- 182 Seattle (136) at L.A. Raiders (46) 1/8/84

Fewest Yards Gained, Both Teams, Game

- 66 Seattle (38) at L.A. Raiders (28) 12/22/84
- 120 Seattle (66) at Cincinnati (54) 12/31/88
- 128 Seattle (77) at Miami (51) 12/29/84

TOUCHDOWNS**Most Touchdowns, Game**

- 1 vs. Miami 1/9/00

PENALTIES**Most Penalties, Game**

- 7 vs. L.A. Raiders 12/22/84
- 5 at Cincinnati 12/31/88
- 4 at Miami 12/29/84

Fewest Penalties, Game

- 2 at Miami 12/31/83
- at L.A. Raiders 1/8/84
- vs. Miami 1/9/00
- 3 vs. Denver 12/24/83
- at Houston 1/3/88 (OT)

Most Penalties, Both Teams, Game

- 15 Seattle (7) at L.A. Raiders (8) 12/22/84
- 9 Seattle (2) at L.A. Raiders (7) 1/8/84
- 8 Seattle (3) vs. Denver (5) 12/24/83
- Seattle (2) vs. Miami (6) 1/9/00

Fewest Penalties, Both Teams, Game

- 5 Seattle (4) at Miami (1) 12/29/84
- 7 3 Times (Last: Seattle [5] at Cin. [2] 12/31/88)

YARDS PENALIZED**Most Yards Penalized, Game**

- 55 vs. L.A. Raiders 12/22/84
- 45 at Cincinnati 12/31/88
- 34 vs. Denver 12/24/83

Fewest Yards Penalized, Game

- 10 vs. Miami 1/9/00
- 15 at Miami 12/31/83
- 20 at L.A. Raiders 1/8/84

- at Miami 12/29/84
- at Houston 1/3/88 (OT)

Most Yards Penalized, Both Teams, Game

- 123 Seattle (55) at L.A. Raiders (68) 12/22/84
- 77 Seattle (10) vs. Miami (67) 1/9/00
- 74 Seattle (45) at Cincinnati (29) 12/31/88
- 73 Seattle (20) at L.A. Raiders (53) 1/8/84

Fewest Yards Penalized, Both Teams, Game

- 25 Seattle (20) at Miami (5) 12/29/84
- 45 Seattle (15) at Miami (30) 12/31/83
- Seattle (20) at Houston (25) 1/3/88 (OT)

FUMBLES**Most Fumbles, Game**

- 1 5 Times (Last: at Cincinnati 12/31/88)

Fewest Fumbles, Game

- 0 vs. Denver 12/24/83
- at Miami 12/31/83
- vs. Miami 1/9/00
- 1 vs. Denver 12/24/83

Most Fumbles, Both Teams, Game

- 4 Seattle (1) at L.A. Raiders (3) 1/8/84
- Seattle (1) at Cincinnati 12/31/88 (3)
- 3 Seattle (0) at Miami (3) 12/31/83
- Seattle (1) at Houston (2) 1/3/88 (OT)

Fewest Fumbles, Both Teams, Game

- 0 Seattle (0) vs. Miami (0) 1/9/00
- 1 Seattle (1) at Miami (0) 12/29/84
- 2 Seattle (1) vs. Denver (1) 12/24/83
- Seattle (0) at L.A. Raiders (2) 12/22/84

Most Fumbles Lost, Game

- 1 3 Times (Last: at Cincinnati 12/31/88)

Fewest Fumbles Lost, Game

- 0 5 Times (Last: vs. Miami 1/9/00)

RECOVERIES**Most Total Fumbles Recovered, Game**

- 3 vs. Miami 12/31/83 (3-Opp)
- at L.A. Raiders 1/8/84 (2-Opp, 1-Own)
- 2 2 Times (Last: at Cincinnati 12/31/88 [2-opp])

Most Own Fumbles Recovered, Game

- 1 6 Times (Last: at Houston 1/3/88 [OT])

**Dan Doornink (1979-85)**

POSTSEASON DEFENSE

TURNOVERS

Most Turnovers, Game

- 5 at L.A. Raiders 1/8/84 (5-Ints)
- 3 at Cincinnati 12/31/88 (2-Ints, 1-Fum)
- 1 3 Times
(Last: at Houston 1/3/88 [1-Fum] [OT])

Fewest Turnovers, Game

- 0 vs. Denver 12/24/83
vs. L.A. Raiders 12/22/84
vs. Miami 1/9/00
- 1 3 Times (Last: at Houston 1/3/88[1-Fum] [OT])

Most Turnovers, Both Teams, Game

- 9 Seattle (5) at L.A. Raiders (4) 1/8/84
(7-Ints, 2-Fums)

Fewest Turnovers, Both Teams, Game

- 2 Seattle (2) vs. Miami (0) 1/9/00
- 3 4 Times (Last: Seattle [1] at Houston [2]
1/3/88 [OT] [1-Int, 2-Fum])

SCORING

Fewest Points Allowed, Game

- 7 vs. Denver 12/24/83
vs. L.A. Raiders 12/22/84
- 20 at Miami 12/29/83
vs. Miami 1/9/00

Most Points Allowed, Game

- 31 at Miami 12/29/84
- 30 at L.A. Raiders 1/8/84
- 23 at Houston 1/3/88 (OT)

Fewest Touchdowns Allowed, Game

- 1 vs. Denver 12/24/83
vs. L.A. Raiders 12/22/84
- 2 at Houston 1/3/88 (OT)
vs. Miami 1/9/00

Most Touchdowns Allowed, Game

- 4 at Miami 12/29/84
- 3 3 Times (Last: at Cincinnati 12/31/88)

FIRST DOWNS

Fewest First Downs Allowed, Game

- 14 vs. L.A. Raiders 12/22/84
- 18 vs. Miami 1/9/00
- 21 3 Times (Last: at L.A. Raiders 1/8/84)

Most First Downs Allowed, Game

- 27 at Houston 1/3/88 (OT)
- 22 at Miami 12/29/84
at Cincinnati 12/31/88

Fewest First Downs Allowed, Rushing, Game

- 5 vs. Denver 12/24/83
vs. L.A. Raiders 12/22/84
- 7 vs. Miami 1/9/00
- 8 at Miami 12/29/84

Most First Downs Allowed, Rushing, Game

- 17 at Cincinnati 12/31/88
- 10 at L.A. Raiders 1/8/84
- 9 at Miami 12/31/83
2 Times (Last: at Houston 1/3/88 [OT])

Fewest First Downs Allowed, Passing, Game

- 5 at Cincinnati 12/31/88
- 8 vs. L.A. Raiders 12/22/84
- 9 at Miami 12/31/83

Most First Downs Allowed, Passing, Game

- 18 at Houston 1/3/88 (OT)
- 14 vs. Denver 12/24/83 (W)
- 12 at Miami 12/29/84

Most First Downs Allowed, Penalty, Game

- 2 vs. Denver 12/24/83
at Miami 12/29/84
- 3 2 Times (Last: L.A. Raiders 12/22/84)

OFFENSIVE PLAYS

Fewest Opponent Plays Allowed, Game

- 56 at Miami 12/31/83
- 58 vs. L.A. Raiders 12/22/84
- 68 at Cincinnati 12/31/88
vs. Miami 1/9/00

Most Opponent Plays Allowed, Game

- 84 at Houston 1/3/88 (OT)
- 72 at L.A. Raiders 1/8/84
- 70 at Miami 12/29/84

Fewest Opponent Plays Allowed, Rushing, Game

- 25 vs. L.A. Raiders 12/22/84
- 30 at Miami 12/31/83
- 33 vs. Denver 12/24/83

Most Opponent Plays Allowed, Rushing, Game

- 50 at Houston 1/3/88 (OT)
- 47 at Cincinnati 12/31/88
- 46 at L.A. Raiders 1/8/84

Fewest Opponent Plays Allowed, Passing, Game

- 21 at Cincinnati 12/31/88
- 26 at Miami 12/31/83
at L.A. Raiders 1/8/84

Most Opponent Plays Allowed, Passing, Game

- 36 vs. Denver 12/24/83
- 34 at Miami 12/29/84
at Houston 1/3/88 (OT)

NET YARDS ALLOWED GAME

Fewest Yards Allowed, Game

- 240 vs. L.A. Raiders 12/22/84
- 299 vs. Miami 1/9/00
- 321 at Miami 12/31/83
- 345 at Cincinnati 12/31/88

Most Net Yards Allowed, Game

- 437 at Houston 1/3/88 (OT)
- 405 at Miami 12/29/84
- 401 at L.A. Raiders 1/8/84

RUSHING

Fewest Yards Allowed, Rushing, Game

- 105 vs. L.A. Raiders 12/22/84
- 108 vs. Miami 1/9/00
- 125 vs. Denver 12/24/83
- 128 at Miami 12/31/83

Most Yards Allowed, Rushing, Game

- 254 at Cincinnati 12/31/88
- 205 at L.A. Raiders 1/8/84
- 178 at Houston 1/3/88 (OT)

Most Touchdowns Allowed, Rushing, Game

- 3 at Cincinnati 12/31/88
- 2 at L.A. Raiders 1/8/84
- 1 4 Times (Last: vs. Miami 1/9/00)

Fewest Touchdowns Allowed, Rushing, Game

- 0 vs. Denver 12/24/83
- vs. L.A. Raiders 12/22/84
- 1 4 Times (Last: vs. Miami 1/9/00)

PASSING

Fewest Net Yards Allowed, Passing, Game

- 91 at Cincinnati 12/31/88
- 135 vs. L.A. Raiders 12/22/84
- 191 vs. Miami 1/9/00
- 193 at Miami 12/31/83

Most Yards Allowed, Passing, Game

- 262 at Miami 12/29/84
- 259 at Houston 1/3/88 (OT)
- 235 vs. Denver 12/24/83

Fewest Touchdowns Allowed, Passing, Game

- 0 at Cincinnati 12/31/88
- 1 5 Times (Last: vs. Miami 1/9/00)

Most Touchdowns Allowed, Passing, Game

- 3 at Miami 12/29/84
- 2 at Miami 12/31/83
- 1 5 Times (Last: vs. Miami 1/9/00)

SACKS

Most Sacks, Game

- 6 vs. L.A. Raiders 12/22/84
- 2 4 Times (Last: at Cincinnati 12/31/88)

Fewest Sacks, Game

- 0 at Miami 12/31/83
- at Miami 12/29/84
- 1 vs. Miami 1/9/00
- 2 4 Times (Last: at Cincinnati 12/31/88)

Most Opponents Yards Lost Attempting to Pass, Game

- 49 vs. L.A. Raiders 12/22/84
- 19 vs. Denver 12/24/83
- 18 at L.A. Raiders 1/8/84

Fewest Opponent Yards Lost Attempting to Pass, Game

- 0 at Miami 12/31/83
- at Miami 12/29/84
- 5 vs. Miami 1/9/00
- 14 at Houston 1/3/88 (OT)

INTERCEPTIONS BY

Most Passes Intercepted By, Game

- 2 5 Times (Last: at Miami 12/29/84)

Fewest Passes Intercepted By, Game

- 0 at Cincinnati 12/31/88

- 1 at Houston 1/3/88 (OT)
- 2 5 Times (Last: at Miami 12/29/84)

Most Consecutive Games, One or More Interceptions By

- 6 1983-84, 1987

Most Yards Returning Interceptions, Game

- 45 vs. Denver 12/24/83
- at Miami 12/29/84
- 28 at Houston 1/3/88 (OT)

Fewest Yards Returning Interceptions, Game

- 0 at Miami 12/31/83
- at Cincinnati 12/31/88
- 8 at L.A. Raiders 1/8/84

Most Touchdowns Returning Interceptions, Game

- None

Most TDs Returning Interceptions, Both Teams, Game

- None

PUNT RETURNS

Fewest Opponent Punt Returns, Game

- 1 at L.A. Raiders 1/8/84
- 2 at Miami 12/31/83
- 3 vs. Denver 12/24/83

Most Opponent Punt Returns, Game

- 6 vs. Miami 1/9/00
- 4 at Houston 1/3/88(OT)
- 3 4 Times (Last: at Cincinnati 12/31/88)

Most Yards Allowed, Punt Returns, Game


- 63 vs. Miami 1/9/00
- 32 at Miami 12/31/83
- 30 at Miami 12/29/84
- 28 vs. L.A. Raiders 12/22/84

Fewest Yards Allowed, Punt Returns, Game

- 1 at L.A. Raiders 1/8/84
- 10 vs. Denver 12/24/83
- 19 at Cincinnati 12/31/88

longest Return, Allowed, Game

- 25 vs. Miami 1/9/00
- 24 at Miami 12/31/83
- 16 at Cincinnati 12/31/88
- 12 at Miami 12/29/84



Steve Raible (1976-81)

Most Touchdowns Allowed, Punt Return, Game
None

KICKOFF RETURNS

Fewest Opponent Kickoff Returns, Game

- 2 at L.A. Raiders 1/8/84
vs. L.A. Raiders 12/22/84
- 3 at Miami 12/29/84
at Cincinnati 12/31/88
Miami 1/9/00

Most Opponent Kickoff Returns, Game

- 6 vs. Denver 12/24/83
at Miami 12/31/83
- 4 at Houston 1/3/88 (OT)

Fewest Yards Allowed, Kickoff Returns, Game

- 28 vs. L.A. Raiders 12/22/84
- 46 at L.A. Raiders 1/8/84
- 51 at Miami 12/29/84

Most Yards Allowed, Kickoff Returns, Game

- 118 vs. Denver 12/24/83
- 104 at Miami 12/31/83
- 88 vs. Miami 1/9/00

Longest Return Allowed, Game

- 47 vs. Miami 1/9/00
- 27 at L.A. Raiders 1/8/84
- 23 at Miami 12/29/84
at Cincinnati 12/31/88

Most Touchdowns Allowed, Kickoff Returns, Game

None

FUMBLES

Most Opponent Fumbles, Game

- 3 at Miami 12/31/83
at L.A. Raiders 1/8/84
at Cincinnati 12/31/88

Fewest Opponent Fumbles, Game

- 0 at Miami 12/29/84
- 1 vs. Denver 12/24/83
- 2 at L.A. Raiders 1/8/84
at Houston 1/3/88 (OT)

FUMBLES RECOVERED

Most Opponent Fumbles Recovered, Game

- 3 at Miami 12/31/84
- 2 at L.A. Raiders 1/8/84
at Cincinnati 12/31/88

Fewest Opponent Fumbles Recovered, Game

- 0 at Miami 12/29/84
- 1 vs. Denver 12/24/83
vs. L.A. Raiders 12/22/84
at Houston 1/3/88 (OT)

TURNOVERS

Number of times losing ball on interceptions and fumbles

Most Opponents' Turnovers, Game

- 5 at Miami 12/31/83
- 4 at L.A. Raiders 1/8/84
- 3 vs. Denver 12/24/83
vs. L.A. Raiders 12/22/84

Fewest Opponents' Turnovers, Game

- 2 at Miami 12/29/84 (2-Ints)
at Houston 1/3/88 (OT) (1-Int, 1-Fum)
at Cincinnati 12/31/88 (2-Fums)


TIME OF POSSESSION

Least Time of Possession Allowed, Game

- 25:02 at Miami 12/31/83
- 25:41 vs. L.A. Raiders 12/22/84
- 30:57 vs. Denver 12/24/83


Most Time of Possession Allowed, Game

- 47:44 at Houston 1/3/88 (OT)
- 37:06 at L.A. Raiders 1/8/84
- 35:48 at Miami 12/29/84



Tom Catlin, Assistant Coach (1983-95)

MISCELLANEOUS



1999 AFC WEST CHAMPIONS

COMMUNITY OUTREACH

BIG MEN, BIG HEARTS

The Seattle Seahawks hard driving dedication to succeed on the football field is indicative of the attitude taken towards work in the community.

The goal of the organization is to have an impact on those who are less fortunate, focusing in particular on developmental programs for youth, especially academic and athletic programs.

Each year, countless hours are dedicated to charitable programs throughout the region. The entire Seahawks organization takes part in the many different areas that are supported, from educational programs to fundraisers and hospital visits.

Led by Vice President of Community Outreach, Mike Flood and Director of Community Outreach Sandy Gregory, over 2,300 staff, player, Sea Gal and alumni appearances took place throughout the community in the past year.

Following are just a few of the community events in which the Seahawks are involved.

Seahawks Academy



2000 Seahawks Academy Photo



Frank Beede visited patients at a nearby hospital.

In its fourth year of existence, the Seahawks Academy is a collaborative venture among the Seattle School district, the Seahawks, Communities in Schools, and corporate sponsors.

The Seahawks Academy was implemented to address the needs of students who had not been successful in the traditional middle school system.

A smaller and more nurturing environment that (150 7th, 8th and 9th grade students attend the Academy) targets attendance, academic achievement and appropriate behavior.

The Academy provides an exciting opportunity to learn and grow, with the privilege of meeting and knowing Seahawks players, Sea Gals and staff. Students receive tickets to home games and other rewards for improvement. Shawn Springs and Michael Sinclair have participated in events at the school.

COMMUNITY OUTREACH

PLAYER EVENTS, PSA'S, AND MORE

Pete Gross House


The Pete Gross House, which opened its doors in December of 1999, is a 69-unit apartment complex providing housing for families undergoing treatment at the Fred Hutchinson Cancer Research Center.

This housing project was named after Pete Gross, the Seahawks play-by-play announcer from 1978-1992, who succumbed to cancer in 1992, just three days after being inducted into the Seahawks Ring of Honor. The Seahawks hold a luncheon each year to raise funds to maintain the housing facility.

Ready, Set, Goals

Ready, Set, Goals is the Seahawks Literacy Program. Co-sponsored by InterWest Bank, the program is designed to enhance reading comprehension, writing and goal-setting skills in third and fourth grade students.

Created in partnership with the Office of Superintendent of Public Instruction, Ready, Set,



Matt LaBounty did a video conference.

Goals brings Seahawks players and Blitz directly into participating classrooms. Each month of the school year, a player writes a story based around a goal he had set and achieved. The students then write their own stories about their own personal goals.

Three classrooms are chosen each month to host a live videoconference with the Seahawks player of the month. Some of the participating players in this second year program have been Michael Pritchard, Mack Strong, Willie Williams, Matt LaBounty, and Todd Peterson.

Seahawks Charitable Foundation

The Seahawks Charitable Foundation was founded to provide access for youth and young adults to outstanding academic, athletic and health programs that improve their quality of life and improve their prospects for the future. Two major fundraisers are held to raise funds for distribution to grant applicants.

The largest fundraiser is a live and silent auction. Previously held on the floor of the Kingdome, the bi-annual event raised in excess of \$625,000 in 1999. Participants are treated to live



Jon Kitna was a celebrity waiter.

COMMUNITY OUTREACH

THE SEAHAWKS ORGANIZATION GETS INVOLVED

music, dinner and an array of live and silent auction items. The Take the Field For Kids event will be held again in 2001.

The Seahawks Celebrity Golf Classic was held in May at the TPC Snoqualmie Ridge Golf Course. The outing raised \$80,000 for the Foundation. Participants had the opportunity to pair up with celebrity golfers such as Mike Holmgren, Jon Kitna, Brock Huard and Jeff Feagles.

Seahawks Auxiliary Group

The Auxiliary Group is comprised of all of the women tied to the Seahawks organization. This group holds various events that benefit charities of their choosing.

A birthday party is hosted each year for the children living in the Seattle Emergency Housing Shelter. Families housed at this shelter are homeless and most do not have the means to celebrate the birthdays of their children. The Seahawks provide these kids with a special evening of food, gifts, games and interaction with a number of Seahawks and Sea Gals. Jay Bellamy, Willie Williams, DeShone Myles, Lamar King, Michael Sinclair and Chris Canty are just a few players who participated this past season.



Cortez Kennedy



Chris Canty



Michael Sinclair


The annual Celebrity Waiter Dinner is a small auction that gives Seahawks fans the opportunity to be waited on hand and foot by their favorite players. Jon Kitna, Jeff Feagles, Christian Fauria and Shawn Springs served as

waiters and the participants had to purchase everything at the table from silverware to plates, dinner, and dessert.

Attendees also paid for players to sing, dance and sign autographs. More than \$18,000 was raised for Childhaven and Treehouse at the event.

Public Service Announcements

Numerous players and coaches showed their support for various causes and programs by filming Public Service Announcements (PSAs) throughout the course of the year. Some of the programs with Seahawks endorsements were



Jon Kitna



Tomorrow's Classroom, United Way, NFL's "Welcome Back" Campaign, Salvation Army Soup Line, Toys for Tots, and the American Lung Association.

Incentive Program

The Seahawks have given game day performances extra meaning by creating incentive programs that raise money for local charities based on achievements during the game. By rushing for an extra yard, kicking a field goal or sacking the quarterback, players can do their part to earn extra dollars. Children are the primary benefactors of these programs. Over \$317,715 was raised on their behalf last year.

COMMUNITY OUTREACH

COMING SOON TO A SCHOOL OR EVENT NEAR YOU



1999 AFC WEST CHAMPIONS

SEAHAWKS ACADEMY

SEAHAWKS ACADEMY GRADUATES ANOTHER CLASS

The *Seattle Seahawks Academy*, now in its fourth full school year, delivers hope and commitment to youth by providing a stable and structured environment for 150 "at risk" 7th, 8th and 9th grade students in Seattle's Central Area.

The school provides specialized education and counseling to help children succeed in school and develop a strong sense of self-esteem.

The Seattle Seahawks organization is dedicated to the success of the endeavor through financial



The Academy's Class of 2000 had a good year.



Audiences for the students are growing each year.

support, player involvement and school program incentives.

Seahawks players and staff serve as mentors for the students, with staff members supporting the school curriculum in subjects such as computer technology, photography and journalism. Seahawks Academy students are rewarded with special seats at Seattle Seahawks home games and other incentives to go along with the pride they gain by succeeding in school, staying away from drugs and leading productive lives.

In June, 42 students proudly walked down the aisle as the third graduating class of the Academy.

Seahawks' defensive end Michael Sinclair inspired the graduates with his keynote address focusing on commitment to education and responsibility of adulthood.

2000 BROADCASTING

TELEVISION

Seahawks Broadcasting is the in-house television production and syndication unit of the Seattle Seahawks. Now in its third year, Seahawks Broadcasting produces some of the most-watched and critically acclaimed sports broadcasts in the Pacific Northwest region including last year's preseason game versus the Buffalo Bills which was the first NFL Team broadcast of a game in HDTV.

"KICKOFF 2000"

The season gets off with a fast start on July 30th with a Live one-hour show from the Team's Training Camp in Cheney, Washington. Hosted by Pete Pranica and former Seahawk Sam Adkins, the show will preview the 2000 Season with a look at new faces on the roster, the schedule and the move to Husky Stadium and more. The show will air locally in Seattle on KING-TV, Channel 5.



PRESEASON FOOTBALL

Seahawks 2000 continues with an excellent schedule of pre-season games:

Saturday, August 5	Indianapolis Colts	5:00 p.m. PT
Saturday, August 12	@ Arizona Cardinals	7:00 p.m. PT
Saturday, August 19	San Francisco 49ers	8:00 p.m. PT
Thursday, August 24	@ Oakland Raiders	6:00 p.m. PT



Play by Play chores will be handled by Pete Pranica who begins his second year with the team. Analysis will be provide by Seahawks Alum, Sam Adkins with color by KING-TV's, Paul Silvi.

"SEAHAWKS SATURDAY"

The Official Team Show of the Seattle Seahawks
Seahawks 2000 continues each week of the regular season on KING-5 with Seahawks Saturday, a series of weekly magazine shows. The show will feature a behind-the-scenes look at the team, players, and the organization, providing exclusive insights into life in the NFL. Meet Seahawks players, coaches and team officials in a fast paced, informational and insightful magazine-style show hosted by the Seahawks Radio Play By Play man, Brian Davis.

2000 BROADCASTING

RADIO NETWORK

SEAHAWKS' STATIONS

	Station	Frequency
Washington		
Aberdeen	KDUX	104.7 FM
Bellingham	KPUG	1170 AM
Centralia	KMNT	102.9 FM
Cofax	KMAX	840 AM
Colville	KCVL	1240 AM
Ellensburg	KXLE	1240 AM
Forks	KVAC	1490 AM
Grand Coulee	KEYG	98.5 FM
Longview	KEDO	1400 AM
Long Beach	KKEE	94.3 FM
Moses Lake	KBSN	1470 AM
Mt. Vernon	KBRC	1430 AM
Omak	KOMW	680 AM
Port Angeles	KONP	1450 AM
Prosser	KZXR	1310 AM
Shelton	KMAS	1030 AM
Spokane	KXLY	920 AM
Walla Walla	KUJ	1420 AM
Wenatchee	KPQ	560 AM
Yakima	KIT	1280 AM
Oregon		
Albany	KRKT	990 AM
Portland	KXL	750 AM
Eugene	KPNW	1120 AM
Montana		
Missoula	KGRZ	1450 AM
Idaho		
Coeur d'Alene	KVNI	1080 AM
Lewiston	KRLC	1350 AM
Alaska		
Cordova	KLAM	1450 AM
Juneau	KINY	800 AM
Nevada		
Las Vegas	KRLV	1340 AM

This year marks not only the 25th Anniversary of Seahawks football, but also an exciting new era in Seahawks broadcasting. Beginning this year, Seahawks Radio is being produced in-house. 710 KIRO AM remains the Flagship Station in Seattle with a growing list of affiliates along the Seahawks' Radio Network.

Seahawks Radio on GameDay will broadcast a two-hour pregame show followed by the game itself with a one-hour post-game show.

A new team of veteran announcers will present each broadcast:

Brian Davis - Play-by-Play

Davis, entering his 23rd year as a sports broadcaster, most recently announced games for Major League Soccer's Chicago Fire, Northern Illinois football and DePaul University women's basketball.

Brian has hosted Chicago Bears pre/post game shows and has done play-by-play for Big 10 football and basketball on ESPN Regional, as well as a variety of sports on FOX Chicago.

He is the former Sports Director of WMAQ Radio in Chicago.

A graduate of Northwestern University, his experience also includes freelance work as a play-by-play talent for ESPN regional broadcasts of Conference USA basketball, Big 10 basketball and football.

Steve Raible - Color

Steve returns for his 20th year in the booth as color analyst. An original member of the Seahawks, Raible played wide receiver from 1976-81 and then joined KIRO-TV where he has been recognized several times with Emmy Awards as "Best TV Anchor".

Ron Callan - Sideline

A 24 year veteran of radio broadcasting, Ron begins his 5th year with the Seahawks Radio broadcast team. He

handles live sideline reporting as well as handling pregame show hosting duties and postgame lockerroom interviews.



SEA GALS

Thirty-two women make up the Sea Gals, a sideline dance group that balances a busy schedule of practicing, performing and making public appearances in the community throughout the year.

Sherri Thompson, who has been involved with the Sea Gals since 1981 as a squad member (1981-83) and choreographer (1984-86) will begin her 14th year as director. Her assistant is Robin Houlbjerg, also a former Sea Gal.

In addition to numerous practices and game day performances, the Sea Gals are heavily involved in the community, donating much of their time to benefit local charities and organizations.

The Sea Gals also hold an annual fund-raising event to provide Christmas presents for the women and children living at a local women's shelter.

The Sea Gals have also developed a "Show Group," a 45-minute variety show that includes 50's, funk and disco dance routines. This group



Thirty-two women make up the 1999 Sea Gals.

has twice performed in Hong Kong on an invitation from the Hong Kong Tourist Association.

More information about the Sea Gals can be obtained by accessing www.Seahawks.com or by calling (425) 827-9777.

BLITZ

On August 13, 1998, Blitz, the Seattle Seahawks mascot, made his debut at the regular season home opener against the Arizona Cardinals. Blitz entertains at all home games with

his 4-wheeler, T-shirt shooter, skits and antics.

He has become popular within the community by attending various events geared towards entertaining children and sending positive messages.

His popularity has spread to other sports teams in the region by way of his appearances at U.W. mascot basketball games, Seattle Thunderbirds games, parades, and various Mariners and Sonics activities.

Blitz represented the Seahawks at the 2000 Pro Bowl in Honolulu, Hawaii. He was part of a select group of NFL mascots that performed various routines throughout the week.

This Fall, Blitz's "Ready, Set Goals", a literacy program designed to enhance reading comprehension, writing, and goal setting skills for 3rd and 4th grade students, will begin its second year.



Blitz signs autographs for his fans.

On-line fans all over the world have the opportunity to stay up-to-date with Seahawks news by logging on to www.Seahawks.com, the official web site for the Seattle Seahawks.

Fans have the opportunity to have live, real-time chats with players and coaches, online games, online message-board where fans can sound-off and sing praises to Seahawks and special drawings and prize giveaways.

The site is updated daily with practice updates and photos along with comments from Mike Holmgren. The site also include exclusive game-day coverage with inside photos and scoring updates. There's a distribution e-mail list that notifies our on-line users of news, upcoming events, and changes to the site and numerous downloadable screen-savers of photos from game day action each month.

An expanded kids section with information on special contests and games awaits users in 1999, along with a customized Seattle Seahawks Microsoft Internet Explorer web browser that is now downloadable. The format of the front page makes Seahawks.com easy



The site took on a re-design for 2000

to view for all computer screen sizes and this season, fans will have the opportunity to view footage from press conference and Seahawks Saturday TV Show.

ENDZONE STORE

Located on the corner of First Avenue South and South King Street in Seattle, the Seahawks EndZone Store features old and new sports teams products. Shoppers will find everything from the latest in Seahawks sweatshirts to water bottles, as well as University of Washington Huskies and Washington State University items.

Visitors to the store can also view 24 seasons worth of Seahawks memorabilia and a large-scale model of the new Stadium/Exhibition Center on display.

For sports fans, the EndZone Store has an advanced interactive computer system that connects to the top sports sites on the internet with



The Endzone Store is located in the Pioneer Square neighborhood

just a touch of the screen, and a video display area capable of televising Sunday NFL games and other sports events throughout the year. The interactive computer also allows access to the First & Goal and the Public Stadium Authority Web pages to give updates on the new Stadium/Exhibition Center project.

Merchandise can also be ordered at www.Seahawks.com.

ACTION SPORTS MEDIA

Action Sports Media Incorporated (ASM), a member of the Paul G. Allen family of sports, sales, marketing, entertainment and facility companies, entered a landmark eight-year marketing partnership with the University of Washington last year (February 1998) that enabled ASM to market and sell comprehensive sponsorship packages for Husky athletics. The package included signage in five Husky athletic venues including Husky Stadium and Hec Edmundson Pavilion.

In April 1999, ASM entered into a similar agreement with Washington State University that will encompass new signage in Martin Stadium.

Harry Hutt, Senior Vice President of ASM, has been responsible for upgrading the total fan experience in these stadiums, including the newest member of the ASM family, the University of South Carolina, and has led the efforts to acquire new clients for ASM.

Helping to enhance and nurture the University of Washington and Washington State University agreements was the acquisition in May 1999 of StadiaNet Sports, the market leader in installing and programming large-screen video displays (LSVD) and scoreboards for university stadiums arenas.

ASM now confines the comprehensive sponsorship expertise of ASM with StadiaNet's national network of LSVDs serving 13 Division I football



**ACTION SPORTS
MEDIA**

Action Sports Media Logo

stadiums and four basketball arenas. Those universities included: Parker Stadium at Oregon State University; Bryant-Denny Stadium and Coleman Coliseum at University of Alabama; Vanderbilt Stadium and Memorial Gym at Vanderbilt University; Vaught-Hemmingway Stadium at the University of Mississippi; Scott Field at Mississippi State University; Darryl K. Royal Stadium and Erwin Special Events Center at the University of Texas; Kyle Field at Texas A&M; Wagner Field at Kansas State University; Lewis Field at Oklahoma State University; Kinnick Stadium at the University of Iowa; Ross-Ade Stadium at Purdue University; Liberty Bowl Memorial Stadium at the University of Memphis and Neyland Stadium and Thompson-Boling Arena at the University of Tennessee.

The acquisition brings technology right to the field by enhancing the sport fan's experience by providing instant game-related information (such as replays), program content broadcast via satellite and interactive programs.



The Huskies new scoreboard.

SEAHAWKS ALUMNI

KEEPING THE SEAHAWKS LEGACY ALIVE

Seahawks alumni continue to make their mark off the playing field by making various appearances year after year.

After giving their heart and soul during their playing days with the Seahawks and the National Football League, they continue that drive and urgency off the field well after their professional playing days are over.

Seahawks alumni in the state of Washington made over two hundred appearances in 1999. Those visits ranged from community celebrations to check presentations and everything in between.

Former players like Alonzo Miz (DE, 1986-89), Charle Young (TE, 1983-85), Sam Adkins (QB, 1977-82), and Vic Minor (S, 1980-81) all participated in community events that left lasting impressions on everyone involved.

Seahawks alumni are also successful in business and politics as well.

Steve Largent (WR, 1976-89) is the lone Seahawks player in the NFL Hall of Fame and he has made his mark in national politics as a U.S. Congressman in the 1st District of the State of Oklahoma.

His 13,089 yards and 100 touchdowns made him an instant choice for the prestigious honor in his first year of eligibility. He's in the Seahawks Ring of Honor (1989) and was recently inducted in the Washington Sports Hall of Fame.


Seahawks Ring of Honor inductee Jacob Green (DE, 1980-91), gives back to the community year in and year out.

Green, the Seahawks' all-time sack leader with 116.0, is the celebrity host of a golf outing each year. The Jacob Green Charity Golf Classic benefits the Fred Hutchinson Cancer Research Center.

Steve Raible, (WR, 1976-81), was



Steve Largent



Kenny Easley



Curt Warner

an original member of the Seahawks, now enters his 19th season as a color analyst for KIRO Radio. He can also be seen each week night as anchor of KIRO-TV where he's been since 1982.

Sam McCullum (WR, 1976-81), is the president and owner of Meat Distributors and Central Food Sales in Kirkland and Renton, WA. Sam ranks in three receiving categories: pass receptions, receiving yards, and receiving touchdowns. He now supplies meat to restaurants, hotels, and schools in Washington.

Kenny Easley, (S, 1981-87), completed first year of owning the Norfolk Nighthawks, an Arena Football League type team in Virginia. His three interceptions versus the San Diego Chargers in October 1984 still ties a Seahawks record.

Vic Minor, (S, 1980-81) is a police officer in the city of Seattle and coordinates the Central Area Community Festival each summer. The festival promotes opportunities for volunteer involvement of individuals, organizations and businesses in Seattle.

Nesby Glasgow, a 14-year NFL veteran (Seahawks (1988-92)) is the Seahawks Director of Player Programs / Alumni.

Under his leadership, the Alumni now have an official logo and have established relationships with various marketing partners. Those relationships helped established junior football camps for kids, ages 10-16, that are held in various cities throughout the state of Washington and one camp in Vancouver, British Columbia.

KINGDOME

The KINGDOME was originally located on 35.9 ACRES. Due to construction of the new parking garage and exhibition center the acreage is now 23.9 acres.

The Kingdome had the LARGEST CONCRETE ROOF IN THE WORLD - 7.85 acres. A new roof and ceiling was completed in 1994. The new ceiling had improved acoustics through the use of a spray on cellulose material.

The building itself, contained 52,800 cubic yards of concrete and 443 TONS of structural steel.

It was 250 FEET HIGH and 660 FEET ACROSS to the inside walls making it wider than the Space Needle is tall.

The Kingdome hosted FOOTBALL, SOCCER, BASEBALL, BASKETBALL, TENNIS, VOLLEYBALL, RODEOS, MOTOR SPORTS, CONCERTS, MEETINGS and TRADE & CONSUMER shows of all types.

The Kingdome boasted the 43rd largest facility exhibition space in North America

More than 72 MILLION PEOPLE entered the Kingdome through a variety of entertainment over 23 years.

Over 3,250 major events were held and many hundreds of smaller special events.

The largest event attendance at the Kingdome was 74,000, set on May 14, 1976 during a BILLY GRAHAM CRUSADE.

ORIGINAL COST, including property, was \$67 million; another \$47 million in capital improvements was added over the years. The remaining debt on both the original cost and capital improvements is \$57 million

The roof and ceiling renovation was \$70 MILLION.

The total debt on the Kingdome is \$127 million with the majority of it due to be retired in the year 2016.

TOP 10 MOMENTSSM

NOVEMBER 7, 1976

First home win versus the Atlanta Falcons

NOVEMBER 16, 1981

First regular season victory over San Diego on Monday Night Football after eight straight previous defeats

DECEMBER 24, 1983

First home playoff win versus the Denver Broncos

NOVEMBER 4, 1984

NFL record four interceptions returned for touchdowns against the Kansas City Chiefs

DECEMBER 2, 1984

Clinched a playoff berth with a 38-17 win over Detroit

DECEMBER 22, 1984

Eliminated defending Super Bowl Champion Los Angeles Raiders in

the AFC Wild Card Game at the Kingdome

OCTOBER 6, 1986

Steve Largent breaks the NFL record for consecutive games with a pass reception against San Diego on Monday Night Football

DECEMBER 11, 1988

Seahawks score on their first six possessions in a 42-17 victory over the Denver Broncos/Largent hit on Mike Harden.

NOVEMBER 30, 1992

Play-by-play announcer Pete Gross is inducted into the Seahawks Ring of Honor

NOVEMBER 3, 1996

John Fries threw for 323 yards, the first 300-yard passing game since 1990 in a 23-16 win over the Houston Oilers

ANNUAL PAYMENTS of \$6.3 million are received from a 2% hotel/motel room tax and a 1% rental car tax. This pays for the original construction, the roof and ceiling repair and millions of dollars in improvements.

The stadium employed 70 full-time staff and up to 1,200 part-time event personnel.

At one point, the Kingdome was home to four professional sports- BASEBALL, FOOTBALL, BASKETBALL and SOCCER (Seattle Sounders).

The Kingdome was imploded on March 26, 2000.

* Top 10 Moments as voted on by Seahawks fans via the team's official web site, www.seahawks.com, prior to the final regular season game played on December 26, 1999.



HUSKY STADIUM

The **SEATTLE SEAHAWKS** will play their entire 2000 home schedule at **HUSKY STADIUM** for the first time in team history. With the demolition of the Kingdome and progressing creation of the new football stadium, the Seahawks will look to the home of the Washington Huskies for the 2000 and 2001 NFL seasons.

Seating capacity at Husky Stadium for Seahawks games will be 68,589, with nearly 70 percent of those seats between the endzones.

The Seahawks played three regular season and two preseason games at the stadium in 1994, when ceiling tiles fell from the Kingdome's roof.

Built in 1902 at a cost of \$600,000, the stadium's initial capacity was 30,000. The stadium officially opened on November 27, 1920, when Dartmouth defeated the University of Washington, 28-7.

Capacity was increased to 40,000 in 1936 and again to 55,000 in 1950. The second of these upgrades included roof-covered seats in the south stands and cost \$1.7 million.

The current press box was originally constructed as part of the 1950 expansion.

An additional 4,000 seats were added in 1968, to take capacity to 59,000.

Husky Stadium became just the second stadium to don AstroTurf, when it replaced the original natural grass in 1968. The University of Washington supplied more than 200 pairs of shoes for opponents, due to the rarity of the surface.

The turf was replaced in 1972, 1977, 1987, 1995, and new Field Turf was laid down in 2000.

Seating capacity increased one more time in 1987, in a \$13 million project.



TEAM HEADQUARTERS

On June 18, 1986, the Seattle Seahawks moved into their office and training headquarters adjacent to Northwest College in Kirkland, Washington.

The two-story building went through major renovation that were completed in 1999, to create a first-class facility. The lower-level houses meeting rooms, locker rooms for the players and coaches, training and equipment rooms as well as an expanded strength and conditioning area.

Upstairs houses the administrative offices, coaches offices, and conference rooms.

The Seahawks are able to practice on three regulation fields, two natural grass and one artificial turf. The original turf field was replaced by a new one in 1997. That field is then covered by an inflatable bubble as the weather worsens.

To reach the headquarters from Seattle, take Highway 520 East and exit at the Kirkland Exit. Go right onto Northup Way and left onto 108th Avenue NE (next light). Follow 108th for approximately one mile and turn right onto NE 53rd St. Continue to the

top of the hill, passing the player and staff entrance on your left. Turn left at top of the hill into the visitor's parking area.

From the Eastside, take Highway 520 West from I-405 and exit onto 108th Avenue NE. Turn right at the stop sign at the end of the exit and proceed up the hill on 108th. Go approximately one mile to NE 53rd Street and turn right. Turn left at top of the hill into the visitor's parking area.

From Southbound on I-405, take the N.E. 70th Street Exit. Take a left at N.E. 72nd Place and another left at 108th Avenue N.E. Go approximately one mile to NE 53rd Street and turn left. Turn left at top of the hill into the visitor's parking area.

From Sea-Tac Airport, follow the signs to I-405 North. Exit onto Highway 520 Westbound (Seattle) after 20-25 minutes. Take Highway 520 from I-405 and exit onto 108th Avenue NE. Turn right at the stop light at the end of the exit and proceed up the hill on 108th. Go approximately one mile to NE 53rd Street and turn right. Turn left at top of the hill into the visitor's parking area.

FIRST & GOAL

In June of 1997, Washington State voters approved a funding package to build a new football/soccer stadium and exhibition center. The new facility will be built on the current site of the Kingdome and will be completed in time for the 2002 football season.

The construction schedule:

Exhibition center groundbreaking/construction started	September 1998
Exhibition center/garage completed	November 1999
Demolition of Kingdome	March 26, 2000
Stadium construction starts	April 2000
Stadium completed	July 31, 2002
First Seahawks game played at new stadium	August 2002

* Four-to-five months total process. Construction on the new facility can begin part-way through the demolition process.

STADIUM FUNDING

The \$400 million facility will be owned by the public and funded by a private-public partnership. Private contributions will total at least \$100 million, while the public will contribute up to \$300 million through a new lottery and a variety of taxes generated by events in the stadium/exhibition center.

A breakdown of the funding package:

- \$130 million private investment led by Paul Allen
- \$127 million from new, sports related games, similar to the Mariners' baseball-themed scratch games
- \$101 million in sales taxes collected in King County attributable to events in the Stadium/Exhibition Center
- \$56 million from facility admission and parking taxes
- \$15 million from extending King County's share of the existing hotel-motel tax
- \$1 million per year of in-kind advertising for the new lottery games will be provided by Paul Allen

- All excess stadium revenues will fund youth athletic facilities throughout Washington State in addition to a \$10 million contribution from Paul Allen
- \$14 million of the public contribution will come from interest earned on the \$50 million private contribution from Paul Allen
- Paul Allen has agreed to pay for any construction cost overruns
- As an added measure, the debt on the Kingdome will be retired, freeing property taxes for other purposes

STADIUM/EXHIBITION CENTER HIGHLIGHTS

- 68,000 fixed seats
- Open air and natural grass, with 70 percent of fans provided with roof protection
- Twice as many restrooms as in the Kingdome
- 50 percent more space for exhibitions than the Kingdome
- 1,400 seats for people with disabilities and their companions (compared to 70 at the Kingdome)
- Wide concourses
- 12 elevators (Kingdome has 3)
- Concession areas throughout the stadium at all levels (twice as many per person as the Kingdome)

2000 OPPONENTS



INDIANAPOLIS COLTS

Head Coach: Jim Mora
Stadium: RCA Dome

AUG. 5/ OCT. 15

Public Relations: Craig Kelley
Phone: 317-297-2658



ARIZONA CARDINALS

Head Coach: Vince Tobin
Stadium: Sun Devil Stadium

AUG. 12

Public Relations: Paul Jensen
Phone: 602-379-0101



SAN FRANCISCO 49ERS

Head Coach: Steve Mariucci
Stadium: 3Com Park

AUG. 19

Public Relations: Kirk Reynolds
Phone: 408-562-4949



OAKLAND RAIDERS

Head Coach: Jon Gruden
Stadium: Oakland Coliseum

AUG. 24/OCT. 22/DEC. 16

Public Relations: Mike Taylor
Phone: 510-864-5000



MIAMI DOLPHINS

Head Coach: Dave Wannstedt
Stadium: Pro Player Stadium

SEP. 3

Public Relations: Harvey Greene
Phone: 954-425-7010



ST. LOUIS RAMS

Head Coach: Mike Martz
Stadium: TransWorld Dome

SEP. 10

Public Relations: Rick Smith
Phone: 314-982-7267



NEW ORLEANS SAINTS

Head Coach: Jim Haslett
Stadium: Superdome

SEP. 17

Public Relations: Greg Bensel
Phone: 504-733-0255



SAN DIEGO CHARGERS

Head Coach: Mike Reily
Stadium: Qualcomm Stadium

SEP. 24/ NOV. 5

Public Relations: Bill Johnston
Phone: 619-874-4500



KANSAS CITY CHIEFS

Head Coach: Gunther Cunningham
Stadium: Arrowhead Stadium

OCT. 2/ OCT. 29

Public Relations: Bob Moore
Phone: 816-924-9300



CAROLINA PANTHERS

Head Coach: George Seifert
Stadium: Ericsson Stadium

OCT. 8

Public Relations: Charlie Dayton
Phone: 704-358-7000



JACKSONVILLE JAGUARS

Head Coach: Tom Coughlin
Stadium: ALLTEL Stadium

NOV. 12

Public Relations: Dan Edwards
Phone: 904-633-6000



DENVER BRONCOS

Head Coach: Mike Shanahan
Stadium: Mile High Stadium

NOV. 26/DEC. 10

Public Relations: Jim Saccomano
Phone: 303-649-9000



BUFFALO BILLS

Head Coach: Wade Phillips
Stadium: Wilson Stadium

DEC. 23

Public Relations: Scott Berchtold
Phone: 716-648-1800

2000-2001 KEY DATES

NATIONAL FOOTBALL LEAGUE CALENDAR

- Mid-July Preseason training camps open. Clubs not permitted to open official preseason camp earlier than July 5. Veteran players cannot be required to report earlier than 15 days prior to club's first pre-season game or July 15, whichever is later. The July 15 date is not applicable to clubs playing five pre-season games. Except for quarterbacks and "injured" players, veterans cannot participate in any organized football activity for 10 days prior to mandatory reporting date. Bonus exemptions for NFL Europe League players must be designated by start of training camp.
- July 15 Signing period ends at 4 p.m., New York time, for Unrestricted Free Agents to whom June 1 tender was made by Old Club, Transition Players, and Franchise Players who are eligible to receive Offer Sheets. After this date and through 4 p.m., New York time, on November 7, Old Club has exclusive negotiating rights to these players.
- July 15 On or after this date a club that extends a Franchise Player's existing Player Contract (either separately or as part of a re-negotiation) shall not be deemed to have utilized its Franchise Player designation for the period of the extension.
- July 15 Deadline for a player who has practiced and/or played in a minor league in 2000 to sign in the NFL without being required to clear Procedural Recall waivers.
- August 4 If a Drafted Rookie has not signed with his club by this date, he may not be traded to any other club in 2000.
- August 4 Deadline for players under contract to report to earn a season of free agency credit.
- August 5-9 Deadline for club to provide written notice to certain unsigned players and the NFLPA of its intent to place them on the Exempt List if they fail to report no later than one day prior to the club's second pre-season game. Any player who fails to report prior to the deadline will be ineligible to play or receive compensation for at least three games (preseason or regular season) from the time that he reports.
- August 22 Roster cut-down to maximum of 65 players on Active List by 4 p.m., New York time.
- August 27 Roster cut-down to maximum of 53 players on Active/Inactive List by 4 p.m., New York time. NFL Europe League exemptions expire. Clubs may dress minimum of 42 and maximum of 45 players and Third Quarterback for each regular season and post-season game.
- August 27 Simultaneously with the cut-down to 53, clubs that have players in the categories of Active/Physically Unable to Perform or Active/Non-Football Injury or Illness must take one of the following options: place player on Reserve/Physically Unable to

Perform or Reserve/Non-Football Injury or Illness, whichever is applicable; ask waivers; terminate; trade; or continue to count him on Active List.

- August 28 After 4 p.m., New York time, clubs may establish a Practice Squad of five players by signing free agents who do not have an accrued season of free agency credit or who were on the 45-player Active List for less than nine regular season games during their only Accrued Season(s). A player cannot participate on the Practice Squad for more than two seasons.
- August 29 All clubs are required to file a personnel (injury) report with their conference Director of Information by 1 p.m., New York time, on this Tuesday and thereafter on each Wednesday before a regular-season game. Such report is to be updated by 1 p.m., New York time, each Thursday. An update must also be reported if there is any change in a player's condition after Thursday.
- September 1 Clubs are required to identify their 49-player Active List by 7 p.m., New York time, on this Friday and thereafter on each Friday before a regular-season Sunday game. No later than one hour and 30 minutes prior to kickoff, clubs must identify their 45-player Active List and Third Quarterback, if any.
- September 2 Beginning at 4 p.m., New York time, Team Salary includes all players receiving compensation under their 2000 contracts. Top 51 rule is no longer in effect.
- September 3-4 Regular Season opens.
- September 4-5 Beginning on these dates vested veterans terminated from the Active List or Inactive List (and from Reserve/Injured if the player is placed on Reserve/Injured after the beginning of the regular season) are entitled to receive, after the end of the regular-season schedule, Termination Pay pursuant to the terms of the 1993 CBA.
- September 19 Priority on multiple waiver claims is now based on the current season's standing.
- October 10 Beginning the day after the conclusion of the sixth regular season weekend and continuing through the day after the conclusion of the ninth regular season weekend, clubs are permitted to begin practicing players on Reserve/Physically Unable to Perform and Reserve/Non-Football Injury or Illness for a period not to exceed 21 days. Players may be activated during the 21-day practice period or until 4 p.m., New York time, on the day after the conclusion of the 21-day period.
- October 10 All trading ends at 4 p.m., New York time.
- October 11 Players with at least four previous pension-credited seasons are subject to the waiver system for the remainder of the regular season and post-season.
- October 30 Deadline for 2000 for an increase in a player's Salary to be counted as Salary for the current year. Any increase in a player's 2000 Salary negotiated after this date will be treated as a Signing Bonus.
- November 7 Deadline for clubs to sign by 4 p.m., New York time, their unsigned Franchise and Transition Players. If still unsigned after this date, such players are prohibited from

- playing in NFL in 2000.
- November 7 Deadline for clubs to sign by 4 p.m., New York time, their Unrestricted Free Agents to whom June 1 tender was made. If still unsigned after this date, such players are prohibited from playing in NFL in 2000.
- November 7 Deadline for clubs to sign by 4 p.m., New York time, their Restricted Free Agents to whom June 1 tender was made. If such players remain unsigned, they are prohibited from playing in NFL in 2000.
- November 7 Deadline for clubs to sign Drafted players by 4 p.m., New York time. If such players remain unsigned, they are prohibited from playing in NFL in 2000.
- November 25 Deadline for reinstatement of players in Reserve List categories of Retired, Did Not Report, and Exclusive Rights, and of players who were placed on Reserve/Left Squad in a previous season.
- December 22 Deadline for waiver requests in 2000, except for "special waiver requests" which have a 10-day claiming period, with termination or assignment delayed until after the Super Bowl.
- December 26 Clubs may begin signing free agent players for the 2001 season.
- December 30-31 Wild Card Playoff Games.

2001

- January 6-7 Divisional Playoff Games.
- January 14 AFC and NFC Championship Games.
- January 28 Super Bowl XXXV, Raymond James Stadium, Tampa, Fla.
- February 1 (Tentative) First day clubs can designate Franchise or Transition players.
- February 4 AFC-NFC Pro Bowl, Honolulu, Hawaii.
- February 5 Waiver system begins for 2001. Players with at least four previous pension-credited seasons that a club desires to terminate are not subject to the waiver system until after the trading deadline.

TICKET INFORMATION

The Seahawks currently have two ticket offices located in the Seattle area. The team's ticket office staff occupies the Husky Stadium box office only on game days. Any questions during the week should be directed to one of the following offices:

Ticket Operations
(206) 682-2800

Ticket Sales
1-888-NFL-HAWK
(1-888-635-4295)

PRICING STRUCTURE

\$66 \$58 \$48 \$38 \$28 \$22 \$15

HUSKY STADIUM



2000 NFL PRESEASON SCHEDULE

HALL OF FAME WEEKEND JULY 27-JULY 31

JULY 29..... ATLANTA AT INDIANAPOLIS
JULY 29..... NEW ORLEANS AT NYJETS
JULY 30..... PHIL AT CLEVELAND
JULY 30..... PITTSBURGH AT DALLAS
JULY 31..... HALL OF FAME GAME
AT CANTON, OHIO..... SF VS. NEW ENGLAND

WEEK 1, AUGUST 3-7

AUG 4..... CINCINNATI AT BUFFALO
AUG 4..... JACKSONVILLE AT CAROLINA
AUG 4..... NEW ENGLAND AT DETROIT
AUG 4..... NEW YORK JETS AT GREEN BAY
AUG 4..... WASHINGTON AT TAMPA BAY
AUG 5..... AMERICAN BOWL AT TOKYO, JAPAN
..... DALLAS VS. ATLANTA
AUG 5..... CHICAGO AT NEW YORK GIANTS
AUG 5..... DENVER AT ARIZONA
AUG 5..... INDIANAPOLIS AT SEATTLE
AUG 5..... KANSAS CITY AT TENNESSEE
AUG 5..... MIAMI AT PITTSBURGH
AUG 5..... NEW ORLEANS AT MINNESOTA
AUG 5..... OAKLAND AT ST. LOUIS
AUG 5..... PHILADELPHIA AT BALTIMORE
AUG 5..... SAN DIEGO AT SAN FRANCISCO

WEEK 2, AUGUST 10-14

AUG 10..... CAROLINA AT PITTSBURGH
AUG 5..... TAMPA BAY AT MIAMI
AUG 11..... CINCINNATI AT ATLANTA
AUG 11..... NEW ENGLAND AT WASHINGTON
AUG 11..... NY GIANTS AT JACKSONVILLE
AUG 12..... BUFFALO AT DETROIT
AUG 12..... CLEVELAND AT CHICAGO
AUG 12..... INDY VS. NEW ORLEANS
AUG 12..... MINNESOTA AT SAN DIEGO
AUG 12..... NEW YORK JETS AT BALTIMORE

AUG 12..... SEATTLE AT ARIZONA
AUG 13..... GREEN BAY AT DENVER
AUG 13..... OAKLAND AT DALLAS
AUG 13..... SF AT KANSAS CITY
AUG 14..... ST. LOUIS AT TENNESSEE

WEEK 3, AUGUST 17-21

AUG 18..... ARIZONA AT MINNESOTA
AUG 18..... BALTIMORE AT CAROLINA
AUG 18..... DETROIT AT OAKLAND
AUG 18..... NY GIANTS AT NY JETS
AUG 18..... SAN DIEGO AT ATLANTA
AUG 18..... TENNESSEE AT PHILADELPHIA
AUG 19..... AMERICAN BOWL AT MEXICO CITY,
MEXICO..... INDY VS. PITTSBURGH
AUG 19..... BUFFALO AT ST. LOUIS
AUG 19..... CHICAGO AT CINCINNATI
AUG 19..... DALLAS AT DENVER
AUG 19..... JAX AT KANSAS CITY
AUG 19..... SAN FRANCISCO AT SEATTLE
AUG 19..... WASHINGTON AT CLEVELAND
AUG 20..... TAMPA BAY AT NEW ENGLAND
AUG 21..... GREEN BAY AT MIAMI

WEEK 4, AUGUST 24-28

AUG 24..... ATLANTA AT JACKSONVILLE
AUG 24..... BUFFALO AT PHILADELPHIA
AUG 24..... CAROLINA AT NEW ENGLAND
AUG 24..... MINNESOTA AT INDIANAPOLIS
AUG 24..... ST. LOUIS AT DALLAS
AUG 24..... SEATTLE AT OAKLAND
AUG 25..... ARIZONA AT SAN DIEGO
AUG 25..... BALTIMORE AT NY GIANTS
AUG 25..... DENVER AT SAN FRANCISCO
AUG 25..... DETROIT AT CINCINNATI
AUG 25..... KANSAS CITY AT TAMPA BAY
AUG 25..... MIAMI AT NEW ORLEANS
AUG 25..... PITTSBURGH AT WASHINGTON
AUG 25..... TENNESSEE AT CHICAGO
AUG 26..... CLEVELAND AT GREEN BAY

Sunday, September 3	Tennessee at Buffalo (ESPN)	8:20p
Monday, September 4	Denver at St. Louis (ABC)	8:00p
Sunday, September 10	Dallas at Arizona (ESPN)	5:20p
Monday, September 11	New England at New York Jets (ABC)	9:00p
Sunday, September 17	Baltimore at Miami (ESPN)	8:20p
Monday, September 18	Dallas at Washington (ABC)	9:00p
Sunday, September 24	Washington at New York Giants (ESPN)	8:20p
Monday, September 25	Jacksonville at Indianapolis (ABC)	8:00p
Sunday, October 1	Atlanta at Philadelphia (ESPN)	8:20p
Monday, October 2	Seattle at Kansas City (ABC)	8:00p
Sunday, October 8	Baltimore at Jacksonville (ESPN)	8:20p
Monday, October 9	Tampa Bay at Minnesota (ABC)	8:00p
Sunday, October 15	Minnesota at Chicago (ESPN)	7:20p
Monday, October 16	Jacksonville at Tennessee (ABC)	8:00p
Thursday, October 19	Detroit at Tampa Bay (ESPN)	8:20p
Monday, October 23	Miami at New York Jets (ABC)	9:00p
Sunday, October 29	Oakland at San Diego (ESPN)	5:20p
Monday, October 30	Tennessee at Washington (ABC)	9:00p
Sunday, November 5	Carolina at St. Louis (ESPN)	7:20p
Monday, November 6	Minnesota at Green Bay (ABC)	8:00p
Sunday, November 12	New York Jets at Indianapolis (ESPN)	8:20p
Monday, November 13	Oakland at Denver (ABC)	7:00p
Sunday, November 19	Jacksonville at Pittsburgh (ESPN)	8:20p
Monday, November 20	Washington at St. Louis (ABC)	8:00p
Sunday, November 26	New York Giants at Arizona (ESPN)	6:20p
Monday, November 27	Green Bay at Carolina (ABC)	9:00p
Thursday, November 30	Detroit at Minnesota (ESPN)	7:20p
Sunday, December 3	Green Bay at Chicago (ESPN)	7:20p
Monday, December 4	Kansas City at New England (ABC)	9:00p
Sunday, December 10	New York Jets at Oakland (ESPN)	5:20p
Monday, December 11	Buffalo at Indianapolis (ABC)	9:00p
Sunday, December 17	New York Giants at Dallas (ESPN)	7:20p
Monday, December 18	St. Louis at Tampa Bay (ABC)	9:00p
Saturday, December 23	Buffalo at Seattle (ESPN)	5:20p
Monday, December 25	Dallas at Tennessee (ABC)	8:00p

2000 NFL SCHEDULE

(All times local)

SUNDAY, SEPTEMBER 3 (FIRST WEEKEND) (OPEN DATE: CINCINNATI)

1. ARIZONA AT NEW YORK GIANTS	1:00p
2. BALTIMORE AT PITTSBURGH	1:00p
3. CAROLINA AT WASHINGTON	1:00p
4. CHICAGO AT MINNESOTA	12:00p
5. DETROIT AT NEW ORLEANS	12:00p
6. INDIANAPOLIS AT KANSAS CITY	12:00p
7. JACKSONVILLE AT CLEVELAND	1:00p
8. NEW YORK JETS AT GREEN BAY	3:15p
9. PHILADELPHIA AT DALLAS	3:05p
10. SAN DIEGO AT OAKLAND	1:15p
11. SAN FRANCISCO AT ATLANTA	1:00p
12. SEATTLE AT MIAMI	4:15p
13. TAMPA BAY AT NEW ENGLAND	1:00p

SUNDAY NIGHT, SEPTEMBER 3	
14. TENNESSEE AT BUFFALO	8:20p

MONDAY, SEPTEMBER 4

15. DENVER AT ST. LOUIS	8:00p
-------------------------	-------

SUNDAY, SEPTEMBER 10 (SECOND WEEKEND) (OPEN DATE: PITTSBURGH)

16. ATLANTA AT DENVER	2:15p
17. CAROLINA AT SAN FRANCISCO	1:15p
18. CHICAGO AT TAMPA BAY	1:00p
19. CLEVELAND AT CINCINNATI	1:00p
20. GREEN BAY AT BUFFALO	1:00p
21. JACKSONVILLE AT BALTIMORE	1:00p
22. KANSAS CITY AT TENNESSEE	12:00p
23. MIAMI AT MINNESOTA	12:00p
24. NEW ORLEANS AT SAN DIEGO	1:15p
25. NY GIANTS AT PHILADELPHIA	1:00p
26. OAKLAND AT INDIANAPOLIS	12:00p
27. ST. LOUIS AT SEATTLE	1:15p
28. WASHINGTON AT DETROIT	4:15p

SUNDAY NIGHT, SEPTEMBER 10	
29. DALLAS AT ARIZONA	5:20p

MONDAY, SEPTEMBER 11

30. NEW ENGLAND AT NY JETS	9:00p
----------------------------	-------

SUNDAY, SEPTEMBER 17**(THIRD WEEKEND)****(OPEN DATES: ARIZONA, TENNESSEE, INDIANAPOLIS)**

31. ATLANTA AT CAROLINA	1:00p
32. BUFFALO AT NEW YORK JETS	1:00p
33. CINCINNATI AT JACKSONVILLE	1:00p
34. DENVER AT OAKLAND	1:05p
35. MINNESOTA AT NEW ENGLAND	4:15p
36. NEW ORLEANS AT SEATTLE	1:15p
37. NEW YORK GIANTS AT CHICAGO	3:15p
38. PHILADELPHIA AT GREEN BAY	12:00p
39. PITTSBURGH AT CLEVELAND	1:00p
40. SAN DIEGO AT KANSAS CITY	12:00p
41. SAN FRANCISCO AT ST. LOUIS	12:00p
42. TAMPA BAY AT DETROIT	1:00p

SUNDAY NIGHT, SEPTEMBER 17

43. BALTIMORE AT MIAMI	8:20p
------------------------	-------

MONDAY, SEPTEMBER 18

44. DALLAS AT WASHINGTON	9:00p
--------------------------	-------

SUNDAY, SEPTEMBER 24**(FOURTH WEEKEND)****(OPEN DATES: BUFFALO, CAROLINA, MINNESOTA)**

45. CINCINNATI AT BALTIMORE	1:00p
46. CLEVELAND AT OAKLAND	1:15p
47. DETROIT AT CHICAGO	12:00p
48. GREEN BAY AT ARIZONA	1:05p
49. KANSAS CITY AT DENVER	2:15p
50. NEW ENGLAND AT MIAMI	1:00p
51. NEW YORK JETS AT TAMPA BAY	4:15p
52. PHIL AT NEW ORLEANS	12:00p
53. ST. LOUIS AT ATLANTA	1:00p
54. SAN FRANCISCO AT DALLAS	12:00p
55. SEATTLE AT SAN DIEGO	1:15p
56. TENNESSEE AT PITTSBURGH	1:00p

SUNDAY NIGHT, SEPTEMBER 24

57. WASHINGTON AT NY GIANTS	8:20p
-----------------------------	-------

MONDAY, SEPTEMBER 25

58. JAX AT INDIANAPOLIS	8:00p
-------------------------	-------

SUNDAY, OCTOBER 1**(FIFTH WEEKEND)****(OPEN DATES: NEW ORLEANS, NEW YORK JETS, OAKLAND)**

59. ARIZONA AT SAN FRANCISCO	1:15p
60. BALTIMORE AT CLEVELAND	1:00p
61. CHICAGO AT GREEN BAY	3:15p
62. DALLAS AT CAROLINA	1:00p
63. INDIANAPOLIS AT BUFFALO	1:00p
64. MIAMI AT CINCINNATI	4:05p
65. MINNESOTA AT DETROIT	1:00p
66. NEW ENGLAND AT DENVER	2:05p
67. NY GIANTS AT TENNESSEE	12:00p
68. PITTSBURGH AT JACKSONVILLE	1:00p
69. SAN DIEGO AT ST. LOUIS	12:00p

70. TAMPA BAY AT WASHINGTON	4:15p
-----------------------------	-------

SUNDAY NIGHT, OCTOBER 1

71. ATLANTA AT PHILADELPHIA	8:20p
-----------------------------	-------

MONDAY, OCTOBER 2

72. SEATTLE AT KANSAS CITY	8:00p
----------------------------	-------

SUNDAY, OCTOBER 8**(SIXTH WEEKEND)****(OPEN DATES: DALLAS, KANSAS CITY, ST. LOUIS)**

73. BUFFALO AT MIAMI	1:00p
74. CLEVELAND AT ARIZONA	1:15p
75. DENVER AT SAN DIEGO	1:15p
76. GREEN BAY AT DETROIT	1:00p
77. INDIANAPOLIS AT NEW ENGLAND	1:00p
78. NEW ORLEANS AT CHICAGO	12:00p
79. NEW YORK GIANTS AT ATLANTA	4:05p
80. OAKLAND AT SAN FRANCISCO	1:15p
81. PITTSBURGH AT NY JETS	1:00p
82. SEATTLE AT CAROLINA	4:15p
83. TENNESSEE AT CINCINNATI	1:00p
84. WASHINGTON AT PHILADELPHIA	1:00p

SUNDAY NIGHT, OCTOBER 8

85. BALTIMORE AT JACKSONVILLE	8:20p
-------------------------------	-------

MONDAY, OCTOBER 9

86. TAMPA BAY AT MINNESOTA	8:00p
----------------------------	-------

SUNDAY, OCTOBER 15**(SEVENTH WEEKEND)****(OPEN DATES: DETROIT, MIAMI, TAMPA BAY)**

87. ATLANTA AT ST. LOUIS	12:00p
88. BALTIMORE AT WASHINGTON	1:00p
89. CAROLINA AT NEW ORLEANS	12:00p
90. CINCINNATI AT PITTSBURGH	1:00p
91. CLEVELAND AT DENVER	2:05p
92. DALLAS AT NEW YORK GIANTS	1:00p
93. INDIANAPOLIS AT SEATTLE	1:05p
94. NY JETS AT NEW ENGLAND	4:05p
95. OAKLAND AT KANSAS CITY	12:00p
96. PHILADELPHIA AT ARIZONA	1:15p
97. SAN DIEGO AT BUFFALO	1:00p
98. SAN FRANCISCO AT GREEN BAY	3:15p

SUNDAY NIGHT, OCTOBER 15

99. MINNESOTA AT CHICAGO	7:20p
--------------------------	-------

MONDAY, OCTOBER 16

100. JACKSONVILLE AT TENNESSEE	8:00p
--------------------------------	-------

THURSDAY, OCTOBER 19**(EIGHTH WEEKEND)****(OPEN DATES: GREEN BAY, NEW YORK GIANTS, SAN DIEGO)**

101. DETROIT AT TAMPA BAY	8:20p
---------------------------	-------

SUNDAY, OCTOBER 22

102.	ARIZONA AT DALLAS	12:00p
103.	BUFFALO AT MINNESOTA	12:00p
104.	CHICAGO AT PHILADELPHIA	1:00p
105.	CLEVELAND AT PITTSBURGH	1:00p
106.	DENVER AT CINCINNATI	1:00p
107.	NE AT INDIANAPOLIS	12:00p
108.	NEW ORLEANS AT ATLANTA	1:00p
109.	ST. LOUIS AT KANSAS CITY	12:00p
110.	SAN FRANCISCO AT CAROLINA	1:00p
111.	SEATTLE AT OAKLAND	1:05p
112.	TENNESSEE AT BALTIMORE	1:00p
113.	WASHINGTON AT JAX	4:15p

MONDAY, OCTOBER 23

114.	MIAMI AT NEW YORK JETS	9:00p
------	------------------------	-------

**SUNDAY, OCTOBER 29
(NINTH WEEKEND)**

(OPEN DATES: CHICAGO, DENVER, NEW ENGLAND)

115.	CAROLINA AT ATLANTA	1:00p
116.	CINCINNATI AT CLEVELAND	1:00p
117.	DETROIT AT INDIANAPOLIS	1:00p
118.	GREEN BAY AT MIAMI	1:00p
119.	JACKSONVILLE AT DALLAS	3:15p
120.	KANSAS CITY AT SEATTLE	1:15p
121.	MINNESOTA AT TAMPA BAY	1:00p
122.	NEW ORLEANS AT ARIZONA	2:05p
123.	NEW YORK JETS AT BUFFALO	1:00p
124.	PHILADELPHIA AT NYGIANTS	4:05p
125.	PITTSBURGH AT BALTIMORE	1:00p
126.	ST. LOUIS AT SAN FRANCISCO	1:05p

SUNDAY NIGHT, OCTOBER 29

127.	OAKLAND AT SAN DIEGO	5:20p
------	----------------------	-------

MONDAY, OCTOBER 30

128.	TENNESSEE AT WASHINGTON	9:00p
------	-------------------------	-------

**SUNDAY, NOVEMBER 5
(TENTH WEEKEND)**

(OPEN DATE: JACKSONVILLE)

129.	BALTIMORE AT CINCINNATI	1:00p
130.	BUFFALO AT NEW ENGLAND	1:00p
131.	DALLAS AT PHILADELPHIA	1:00p
132.	DENVER AT NEW YORK JETS	4:15p
133.	INDIANAPOLIS AT CHICAGO	12:00p
134.	KANSAS CITY AT OAKLAND	1:15p
135.	MIAMI AT DETROIT	1:00p
136.	NY GIANTS AT CLEVELAND	1:00p
137.	PITTSBURGH AT TENNESSEE	12:00p
138.	SAN DIEGO AT SEATTLE	1:15p
139.	SAN FRANCISCO AT NO	12:00p
140.	TAMPA BAY AT ATLANTA	1:00p
141.	WASHINGTON AT ARIZONA	2:05p

SUNDAY NIGHT, NOVEMBER 5

142.	CAROLINA AT ST. LOUIS	7:20p
------	-----------------------	-------

MONDAY, NOVEMBER 6

143.	MINNESOTA AT GREEN BAY	8:00p
------	------------------------	-------

**SUNDAY, NOVEMBER 12
(ELEVENTH WEEKEND)
(OPEN DATE: WASHINGTON)**

144.	ARIZONA AT MINNESOTA	12:00p
145.	ATLANTA AT DETROIT	1:00p
146.	BALTIMORE AT TENNESSEE	12:00p
147.	CHICAGO AT BUFFALO	1:00p
148.	CINCINNATI AT DALLAS	12:00p
149.	GREEN BAY AT TAMPA BAY	4:15p
150.	KC AT SAN FRANCISCO	1:05p
151.	MIAMI AT SAN DIEGO	1:05p
152.	NEW ENGLAND AT CLEVELAND	1:00p
153.	NEW ORLEANS AT CAROLINA	1:00p
154.	PHILADELPHIA AT PITTSBURGH	1:00p
155.	ST. LOUIS AT NY GIANTS	4:15p
156.	SEATTLE AT JACKSONVILLE	1:00p

SUNDAY NIGHT, NOVEMBER 12

157.	NY JETS AT INDIANAPOLIS	8:20p
------	-------------------------	-------

MONDAY, NOVEMBER 13

158.	OAKLAND AT DENVER	7:00p
------	-------------------	-------

**SUNDAY, NOVEMBER 19
(TWELFTH WEEKEND)
(OPEN DATE: SEATTLE)**

159.	ARIZONA AT PHILADELPHIA	1:00p
160.	ATLANTA AT SAN FRANCISCO	1:15p
161.	BUFFALO AT KANSAS CITY	12:00p
162.	CAROLINA AT MINNESOTA	12:00p
163.	CINCINNATI AT NEW ENGLAND	1:00p
164.	CLEVELAND AT TENNESSEE	12:00p
165.	DALLAS AT BALTIMORE	4:15p
166.	DETROIT AT NEW YORK GIANTS	1:00p
167.	INDIANAPOLIS AT GREEN BAY	12:00p
168.	NEW YORK JETS AT MIAMI	4:05p
169.	OAKLAND AT NEW ORLEANS	12:00p
170.	SAN DIEGO AT DENVER	2:05p
171.	TAMPA BAY AT CHICAGO	12:00p

SUNDAY NIGHT, NOVEMBER 19

172.	JACKSONVILLE AT PITTSBURGH	8:20p
------	----------------------------	-------

MONDAY, NOVEMBER 20

173.	WASHINGTON AT ST. LOUIS	8:00p
------	-------------------------	-------

**THURSDAY, NOVEMBER 23 (THIRTEENTH WEEKEND)
(OPEN DATE: SAN FRANCISCO)**

174.	MINNESOTA AT DALLAS	3:05p
175.	NEW ENGLAND AT DETROIT	12:30p

SUNDAY, NOVEMBER 26

176.	ATLANTA AT OAKLAND	1:05p
177.	BUFFALO AT TAMPA BAY	1:00p

178.	CHICAGO AT NEW YORK JETS	1:00p
179.	CLEVELAND AT BALTIMORE	1:00p
180.	DENVER AT SEATTLE	1:15p
181.	KANSAS CITY AT SAN DIEGO	1:15p
182.	MIAMI AT INDIANAPOLIS	1:00p
183.	NEW ORLEANS AT ST. LOUIS	12:00p
184.	PHILADELPHIA AT WASH	1:00p
185.	PITTSBURGH AT CINCINNATI	1:00p
186.	TENNESSEE AT JACKSONVILLE	4:15p

SUNDAY NIGHT, NOVEMBER 26

187.	NY GIANTS AT ARIZONA	6:20p
------	----------------------	-------

MONDAY, NOVEMBER 27

188.	GREEN BAY AT CAROLINA	9:00p
------	-----------------------	-------

**THURSDAY, NOVEMBER 30
(FOURTEENTH WEEKEND)
(OPEN DATE: BALTIMORE)**

189.	DETROIT AT MINNESOTA	7:20p
------	----------------------	-------

SUNDAY, DECEMBER 3

190.	ARIZONA AT CINCINNATI	1:00p
191.	CLEVELAND AT JACKSONVILLE	4:15p
192.	DALLAS AT TAMPA BAY	1:00p
193.	DENVER AT NEW ORLEANS	12:00p
194.	INDIANAPOLIS AT NY JETS	4:15p
195.	MIAMI AT BUFFALO	1:00p
196.	NY GIANTS AT WASHINGTON	1:00p
197.	OAKLAND AT PITTSBURGH	1:00p
198.	ST. LOUIS AT CAROLINA	1:00p
199.	SAN FRANCISCO AT SAN DIEGO	1:05p
200.	SEATTLE AT ATLANTA	1:00p
201.	TENNESSEE AT PHILADELPHIA	1:00p

SUNDAY NIGHT, DECEMBER 3

202.	GREEN BAY AT CHICAGO	7:20p
------	----------------------	-------

MONDAY, DECEMBER 4

203.	KC AT NEW ENGLAND	9:00p
------	-------------------	-------

**SUNDAY, DECEMBER 10
(FIFTEENTH WEEKEND)
(OPEN DATE: ATLANTA)**

204.	ARIZONA AT JACKSONVILLE	1:00p
205.	CAROLINA AT KANSAS CITY	12:00p
206.	CINCINNATI AT TENNESSEE	12:00p
207.	DETROIT AT GREEN BAY	12:00p
208.	MINNESOTA AT ST. LOUIS	12:00p
209.	NEW ENGLAND AT CHICAGO	12:00p
210.	NO AT SAN FRANCISCO	1:15p
211.	PHILADELPHIA AT CLEVELAND	1:00p
212.	PITTSBURGH AT NY GIANTS	1:00p
213.	SAN DIEGO AT BALTIMORE	1:00p
214.	SEATTLE AT DENVER	2:05p
215.	TAMPA BAY AT MIAMI	1:00p
216.	WASHINGTON AT DALLAS	3:15p

SUNDAY NIGHT, DECEMBER 10

217.	NEW YORK JETS AT OAKLAND	5:20p
------	--------------------------	-------

MONDAY, DECEMBER 11

218.	BUFFALO AT INDIANAPOLIS	9:00p
------	-------------------------	-------

**SATURDAY, DECEMBER 16
(SIXTEENTH WEEKEND)
(OPEN DATE: PHILADELPHIA)**

219.	WASHINGTON AT PITTSBURGH	12:30p
220.	OAKLAND AT SEATTLE	1:05p

SUNDAY, DECEMBER 17

221.	ATLANTA AT NEW ORLEANS	12:00p
222.	BALTIMORE AT ARIZONA	2:15p
223.	CHICAGO AT SAN FRANCISCO	1:05p
224.	DENVER AT KANSAS CITY	12:00p
225.	DETROIT AT NEW YORK JETS	1:00p
226.	GREEN BAY AT MINNESOTA	12:00p
227.	INDIANAPOLIS AT MIAMI	4:15p
228.	JACKSONVILLE AT CINCINNATI	1:00p
229.	NEW ENGLAND AT BUFFALO	1:00p
230.	SAN DIEGO AT CAROLINA	1:00p
231.	TENNESSEE AT CLEVELAND	1:00p

SUNDAY NIGHT, DECEMBER 17

232.	NEW YORK GIANTS AT DALLAS	7:20p
------	---------------------------	-------

MONDAY, DECEMBER 18

233.	ST. LOUIS AT TAMPA BAY	9:00p
------	------------------------	-------

**SATURDAY, DECEMBER 23
(SEVENTEENTH WEEKEND)
(OPEN DATE: CLEVELAND)**

234.	JACKSONVILLE AT NY GIANTS	12:30p
235.	SAN FRANCISCO AT DENVER	2:15p

SATURDAY NIGHT, DECEMBER 23

236.	BUFFALO AT SEATTLE	5:20p
------	--------------------	-------

SUNDAY, DECEMBER 24

237.	ARIZONA AT WASHINGTON	1:00p
238.	CAROLINA AT OAKLAND	1:15p
239.	CHICAGO AT DETROIT	1:00p
240.	CINCINNATI AT PHILADELPHIA	1:00p
241.	KANSAS CITY AT ATLANTA	1:00p
242.	MIAMI AT NEW ENGLAND	1:00p
243.	MINNESOTA AT INDIANAPOLIS	4:15p
244.	NEW YORK JETS AT BALTIMORE	1:00p
245.	PITTSBURGH AT SAN DIEGO	1:05p
246.	ST. LOUIS AT NEW ORLEANS	12:00p
247.	TAMPA BAY AT GREEN BAY	12:00p

MONDAY, DECEMBER 25

248.	DALLAS AT TENNESSEE	8:00p
------	---------------------	-------

POSTSEASON

Saturday, Dec. 30	Wild Card Playoffs
Sunday, Dec. 31	Wild Card Playoffs
Saturday, Jan. 6	Divisional Playoffs
Sunday, Jan. 7	Divisional Playoffs
Sunday, Jan. 14	Championship Games
Sunday, Jan. 28	Super Bowl XXXV
Raymond James Stadium in Tampa, Florida (CBS)	
Sunday, Feb. 4	AFC-NFC Pro Bowl
Honolulu, Hawaii	

MEDICAL GLOSSARY

AC JOINT-- Acromioclavicular joint; joint of the shoulder where acromion process of the scapula and the distal end of the clavicle meet, most shoulder separations occur at this point.

ABDUCT-- Movement of any extremity away from the midline of the body. This action is achieved by an abductor muscle.

ABRASION-- Any injury which rubs off the surface of the skin.

ABSCCESS-- An infection which produces pus; can be the result of a blister, callus, penetration wound or laceration.

ABDDUCT-- Movement of an extremity toward the midline of the body. This action is achieved by an adductor muscle.

ADHESION-- Abnormal adherence of collagen fibers to surrounding structures during immobilization following trauma or as a complication of surgery which restricts normal elasticity of the structures involved.

AEROBIC-- Exercise in which energy needed is supplied by oxygen inspired and is required for sustained periods of vigorous exercise with a continually high pulse rate.

ANABOLIC STEROIDS-- Steroids that promote tissue growth by creating protein in an attempt to enhance muscle growth. The main anabolic steroid is testosterone.

ANAEROBIC-- Exercise without use of oxygen as an energy source; short of bursts of vigorous exercises.

ANAPHYLACTIC SHOCK-- Shock that is caused by an allergic reaction.

ANTERIOR COMPARTMENT SYNDROME-- Condition in which swelling within the anterior compartment of the lower leg jeopardizes the viability of muscles, nerves and arteries that serve the foot. In severe cases, emergency surgery is necessary to relieve the swelling and pressure.

ANTERIOR CRUCIATE LIGAMENT (ACL)-- A primary stabilizing ligament within the center of the knee joint that prevents hyperextension and excessive rotation of the joint. A complete tear of the ACL necessitating reconstruction could require up to 12 months of rehabilitation.

ANTERIOR TALOFIBULAR LIGAMENT-- A ligament of the ankle that connects the fibula (lateral ankle bone) to the talus. This ligament is oft times subject to sprain.

ANTI-INFLAMMATORY-- Any agent which prevents inflammation, such as aspirin or ibuprofen.

ANTERIOGRAM-- A film demonstrating arteries after injection of a dye.

ARHROGRAM-- X-ray technique for joints using air and/or dye injected into the affected area; useful in diagnosing meniscus tears of the knee and rotator cuff tears of the shoulder.

ANTHROSCOPE-- An instrument used to visualize the interior of a joint cavity.

ARTHROSCOPY-- A surgical examination of the internal structures of a joint by means for viewing through an athroscope. An athroscopic procedure can be used to remove or repair damaged tissue or as a diagnostic procedure in order to inspect the extent of any damage or confirm a diagnosis.

ASPIRATION-- The withdrawal of fluid from a body cavity by means of a suction or siphonage apparatus, such as a syringe.

ATROPHY-- To shrivel or shrink from disuse, as in muscular atrophy.

AVASULAR NECROSIS-- Death of a part due to lack of circulation.

AVULSION-- The tearing away, forcibly, of a part or structure.

BAKER'S CYST-- Localized swelling of a bursa sac in the posterior knee as a result of fluid that has escaped from a knee capsule. A Baker's cyst indicates that there is a trauma inside the knee joint that leads to excessive fluid production.

BONE SCAN-- An imaging procedure in which a radioactive-labeled substance is injected into the body to determine the status of a bony injury. If the radioactive substance is taken up the bone at the injury site, the injury will show as a "hot spot" on the scan image. The bone scan is particularly useful in the diagnosis of stress fractures.

BRACHIAL PLEXUS-- Network of nerves originating from the cervical vertebrae and running down to the shoulder, arm, hand, and fingers.

BUISE-- A discoloration of the skin due to an extravasation of blood into the underlying tissues.

BURSA-- A fluid-filled sac that is located in areas where friction is likely to occur, then minimizes the friction; for example between a tendon and bone.

CAPSULE-- An enclosing structure which surrounds the joint and contains ligaments which stabilize that joint.

CARTILAGE-- Smooth, slippery substance preventing two ends of bones from rubbing together and grating.

CAT SCAN-- Use of a computer to produce a cross sectional view of the anatomical part being investigated from X-ray data.

CELLULITIS-- Inflammation of cellular or connective tissue.

CERVICAL VERTEBRAE-- Group of seven vertebrae located in the neck.

CHARLEY HORSE-- A contusion or bruise to any muscle resulting in intramuscular bleeding. No other injury should be called a charley horse.

COLLES' FRACTURE-- A fracture of the distal end of the radius with the lower end being displaced backward.

CONCENTRIC MUSCLE CONTRACTION-- A shortening of the muscle as it develops tension and contracts to move a resistance.

CONCUSSION-- Jarring injury of the brain resulting in dysfunction. It can be graded as mild, moderate or severe depending on loss of consciousness, amnesia and loss of equilibrium.

CONTUSION-- An injury to a muscle and tissues caused by a blow from a blunt object.

CORTICAL STEROIDS-- Used to suppress joint inflammation.

COSTOCHONDRAL-- Cartilage that separates the bones within the rib cage.

CRYOKINETICS-- Treatment with cold and movement.

CRYOTHERAPY-- A treatment with the use of cold.

CYST-- Abnormal sac containing liquid or semi-solid matter.

DEGENERATIVE JOINT DISEASE-- Changes in the joint surface as a result of repetitive trauma.

DELTOID LIGAMENT-- Ligament that connects the tibia to bones of the medial aspect of the foot and is primarily responsible for stability of the ankle on the medial side. Is sprained less frequently than other ankle ligaments.

DELTOID MUSCLE-- Muscles at top of the arm, just below the shoulder, responsible for shoulder motions to the front, side and back.

DISC, INTERVERTEBRAL-- A flat, rounded plate between each vertebrae of the spine. The disc consists of a thick fiber ring which surrounds a soft gel-like interior. It functions as a cushion and shock absorber for the spinal column.

DISLOCATION-- Complete displacement of joint surfaces.

ECCENTRIC MUSCLE CONTRACTION-- An overall lengthening of the muscles as it develops tension and contracts to control motion performed by an outside force; oft times referred to as a "negative" contraction in weight training.

ECCYMOSIS-- Bleeding into the surface tissue below the skin, resulting in a "black and blue" effect.

EDEMA-- Accumulation of fluid in organs and tissues of the body; swelling.

EFFUSION-- Accumulation of fluid, in various spaces in the body, or the knee itself. Commonly, the knee has an effusion after an injury.

ELECTRICAL GALVANIC STIMULATION (EGS)-- An electrical therapeutic modality that sends a current to the body at select voltages and frequencies in order to stimulate pain receptors, disperse edema, or neutralize muscle spasms among other functional applications.

ELECTROMYOGRAM (EMG)-- Test to determine nerve function.

EPICONDYLITIS-- Inflammation in the elbow due to overuse.

ETHYL CHLORIDE-- "Cold spray," a chemical coolant sprayed onto an injury site to procedure a local, mild anesthesia.

FAT PERCENTAGE-- The amount of body weight that is adipose, fat tissue. Fat percentages can be calculated by underwater weighing, measuring select skinfold thickness, or by analyzing electrical impedance.

FEMUR-- Thigh bone; longest bone in the body.

FIBULA-- Smaller of the two bones in the lower leg; runs from knee to the ankle along the outside of the lower leg.

FLEXIBILITY-- The ability of muscle to relax and yield to stretch forces.

FLEXIBILITY EXERCISE-- General term used to describe exercise performed by an athlete to passively or actively elongate soft tissue without the assistance of an athletic trainer.

FRACTURE-- Breach of continuity of a bone. Types of fractures include simple, compound, comminuted, greenstick incomplete, impacted, longitudinal, oblique, stress, or transverse.

GAMEKEEPER'S THUMB-- Tear of the ulnar collateral ligament of the metacarpophalangeal joint of the thumb.

GLYCOGEN-- Form in which foods are stored in the body as energy.

GRADE ONE INJURY-- A mild injury in which ligament, tendon, or other musculoskeletal tissue may have been stretched or contused, but not torn or otherwise disrupted.

GRADE TWO INJURY-- A moderate injury when musculoskeletal tissue has been partially, but not totally, torn which causes appreciable limitation in function of the injured tissue.

GRADE THREE INJURY-- A severe injury in which tissue has been significantly, and in some cases totally, torn or otherwise disrupted causing a virtual total loss of function.

HAMSTRING-- Category of muscle that runs from the buttocks to the knee along the back of the thigh. It functions to flex the knee, and is oft times injured as a result of improper conditioning or lack of muscle flexibility.

HEAT CRAMPS-- Painful muscle spasms of the arms or legs caused by excessive body heat and depletion of fluids and electrolytes.

HEAT EXHAUSTION-- Mild form of shock due to dehydration because of excessive sweating when exposed to heat and humidity.

HEAT STROKE-- Condition of rapidly rising internal body temperature that overwhelms the body's mechanisms of release of heat and could result in death if not cared for appropriately.

HEEL CUP-- Orthotic device that is inserted into the shoe and worn under the heel to give sup-

port to the Achilles tendon and help absorb impacts at the heel.

HEMATOMA-- Tumor-like mass produced by an accumulation of coagulated blood in a cavity.

HOT PACK-- Chemical pack that rests in water, approximately 160 degrees, and retains its heat for 15-20 minutes when placed in a towel for general therapeutic application.

HUMERUS-- Bone of the upper arm that runs from the shoulder to the elbow.

HYDROTHERAPY-- Treatment using water.

HYPEREXTENSION-- Extreme extension of a limb or body part.

ILLIOTIBIAL BAND-- A thick, wide fascial layer that runs from the iliac crest to the knee joint and is occasionally inflamed as a result of excessive running.

INFLAMMATION-- The body's natural response to injury in which the injury site might display various degrees of pain, sweating, heat, redness and/or loss of function.

INTERNAL ROTATION-- Rotation of a joint or extremity medially, to the inside.

LESION-- Wound, injury or tumor.

LIGAMENT-- Bands of fibrous tissue that connects bone to bone, or bone to cartilage and supports and strengthens joints.

LUMBAR VERTEBRAE-- Five vertebrae of the lower back that articulate with the sacrum to form the lumbosacral joint.

MAGNETIC RESONANCE IMAGING (MRI)-- Imaging procedure in which a radio frequency pulse causes certain electrical elements of the injured tissue to react to this pulse and through this process a computer display and permanent film establish a visual image. MRI does not require radiation and is very useful in the diagnosis of soft tissue, disc, and meniscus injuries.

MENISCECTOMY-- An intra-articular surgical procedure of the knee by which all or part of the damaged meniscus is removed.

METACARPALS-- Five long bones of the hand, running from the wrist to the fingers.

METATARSALS-- Five long bones of the foot, running from the ankle to the toes.

MYOSITIS-- Inflammation of a muscle.

NECROTIC-- Relating to death of a portion of tissue.

NEOPRENE-- Lightweight rubber used in joint and muscle sleeves designed to provide support and/or insulation and heat retention to the area.

ORTHOTIC-- Any device applied to or around the body in the care of physical impairment or disability, commonly used to control foot mechanics.

PARSTHESIA-- Sensation of numbness or tingling, indicating nerve irritation.

PATELLA-- The knee cap.

PATELLA TENDINITIS-- Inflammation of the patella ligament; also known as "jumper's knee."

PATELLOFEMORAL JOINT-- Articulation of the knee cap and femur. Inflammation of this joint can occur through; 1) acute injury to the patella, 2) overuse from excessive running particularly if there is an associated knee weakness, 3) chronic wear and tear of the knee, 4) as a result of poor foot mechanics. Patellofemoral irritation can lead to chondromalacia, which in its most chronic condition, could require surgery.

PERONEAL MUSCLES-- Group of muscles of the lateral lower leg that are responsible for exerting the knee. Tendons of these three muscles are vital to the stability of the ankle and foot.

PHALANX-- Any bone of the fingers or toes; plural is phalanges.

PHLEBITIS-- An inflammation of a vein.

PLICA-- Fold of tissue in the joint capsule and common result of a knee injury.

POSTERIOR CRUCIATE LIGAMENT (PCL)-- A primary stabilizing ligament of the knee that provides significant stability and prevents displacement of the tibia backward within the knee joint. A complete tear of this ligament necessitating reconstruction would require up to 12 months of rehabilitation.

QUADRICEPS MUSCLES-- Commonly referred to as "quads." A group of four muscles of the front thigh that run from the hip and form a common tendon at the patella; they are responsible for knee extension.

RADIOGRAPHY-- Taking X-rays.

RADIUS-- Forearm bone on the thumb side.

RECONSTRUCTION-- Surgical rebuilding of a joint using natural, artificial or transplanted materials.

REFERRED PAIN-- Pain felt in an undamaged area of the body away from the actual injury.

RETRACTION-- The moving of tissue to expose a part or structure of the body.

ROTATOR CUFF-- Comprised of four muscles in the shoulder area that can be irritated by over use. The muscles are the supraspinatus (most commonly injured), infraspinatus, teres minor, and subscapularis.

ROTATOR CUFF IMPINGEMENT SYNDROME-- A microtrauma or overuse injury caused by stress, and the four stages are: 1) Tendinitis with temporary thickening of the bursa and rotator cuff; 2) Fiber dissociation in the tendon with permanent thickening of the bursa and scar formation; 3) A partial rotator cuff tear of less than one centimeter; 4) A complete tear of one centimeter or more.

SACRUM-- Group of five fused vertebrae located just below the lumbar vertebrae of the low back.

SCAPULA-- Shoulder blade.

SCIATICA-- Irritation of the sciatic nerve resulting in pain or tingling running down the inside of the leg.

SCIATIC NERVE-- Major nerve that carries impulses for muscular action and sensations between the low back and thigh and lower leg; it is the longest nerve in the body.

SHIN SPLINT-- A catch-all syndrome describing pain in the shin that is not a fracture or tumor and cannot be defined otherwise.

SORBOTHANE-- An energy absorbing polyurethane utilized in some foot orthotics to absorb shock forces of the foot.

SPASM (THEORY)-- Muscle soreness induced by exercise; is the result of reduced muscle blood flow, which results in pain.

SPLEEN-- Large, solid organ responsible for the normal production and destruction of blood cells.

SPONDYLITIS-- Inflammation of one or more vertebrae.

SPRAIN-- Injury resulting from a stretch or twist of the joint and causes various degrees of stretch or tear of a ligament or other soft tissue at the joint.

STERNUM-- The breast bone.

STEROIDS-- Any one of a large number of hormone-like substances. See anabolic steroids and cortical steroids.

STRAIN-- Injury resulting from a pull or torsion to the muscle or tendon that causes various degrees of stretch or tear to the muscle or tendon tissue.

STRESS FRACTURE-- A hair-line type break in a bone caused by overuse.

STRESS X-RAY-- A continual X-ray taken when a portion of the body is stressed to its maximum in order to determine joint stability. This is a test utilized in some ankle injuries.

STRETCHING-- Any therapeutic maneuver designed to elongate shortened soft tissue structures and thereby increase flexibility.

SUBLUXATION-- Partial dislocation of a joint. The term usually implies that the joint can return to its normal position without formal reduction.

TALUS-- The ankle bone that articulates with the tibia and fibula to form the ankle joint.

TARGET HEART RATE-- A pre-determined pulse to be obtained during exercise when circulation is working at full efficient capacities.

TARSALS-- Group of seven bones of the foot consisting of the calcaneus, talus, cuboid and three cuneiform bones.

TEMPOROMANDIBULAR JOINT (TMJ)-- The articulation of the jaw and skull; considered by some to be vital in resolution of injuries throughout the body.

TENDINITIS-- Inflammation of the tendon and/or tendon sheath, caused by chronic overuse or sudden injury.

TENDON-- Tissue that connects muscle to bone.

TENNIS ELBOW-- General term for lateral elbow pain.

THORACIC-- Group of twelve vertebrae located in the thorax and articulate with the twelve ribs.

THORACIC OUTLET COMPRESSION SYNDROME-- A neuro-vascular disorder of the upper extremity common in throwing.

TIBIA-- Larger of the two bones of the lower leg and is the weight-bearing bone of the shin.

TOMOGRAPH-- A special type of X-ray apparatus that demonstrates an organ or tissue at a particular depth.

TRACHEA-- The windpipe.

TRASCUTANEOUS ELECTRICAL NERVE STIMULATOR (TENS)-- An electrical modality that sends mild current through pads at the injury site which stimulates the brain to release the natural analgesic, endorphin.

TRANSVERSE PROCESS-- Small lateral projection off the right side and the left side of each vertebrae that functions as an attachment site for muscles and ligaments of the spine.

TRAPEZIUS-- Flat triangular muscle covering the posterior surface of the neck and shoulder

TRICEPS-- Muscle of the back of the upper arm, primarily responsible for extending the elbow.

ULNA-- Forearm bone that runs from the tip of the elbow to the little finger side of the wrist.

ULNAR NERVE-- Nerve in the elbow commonly irritated from excessive throwing.

ULTRASOUND-- An electrical modality that transmits a sound wave through an applicator into the skin to the soft tissue in order to heat the local area for relaxing the injured tissue and/or disperse edema.

VALGUS-- Angulation outward and away from the midline of the body.

VARUS-- Angulation inward and toward the midline of the body.

VASOCONSTRICTION-- Decrease of local blood flow.

VASODILATION-- Increase of local blood flow.

"WIND-KNOCKED-OUT"-- Syndrome describing a contraction of the abdominal nerve trunk, the solar plexus, as a result of an abdominal contusion.

ZYGOMA-- The cheekbone.

Signs of the times ...and the future

THE NEW


ACTION SPORTS MEDIA

(Formerly known as StadiaNet)

Sports venue marketing moves into a new arena with Action Sports Media's acquisition of StadiaNet.

Action Sports Media can now deliver:

- A national audience of loyal sports fans spanning 23 venues in five conferences
- An alliance with Sony, the longtime industry leader in live venue, high resolution video
- National network satellite transmission of highlights and programming to university affiliates from a central studio
- Network standard graphics and animation, customized for each venue
- Maximum revenue while protecting gameday cultures and traditions
- Financially risk-free partnerships while increasing revenue upside through successful sponsorships
- State-of-the-art, in-house resources including design, fabrication, production, installation and sales



University of Washington scoreboard/video project by ASM, 1998

Current Installations

- | | |
|--------------------------------|---------------------------------|
| University of Alabama ● ○ | Purdue University ● |
| University of Iowa ● | University of Tennessee ● ○ |
| Memphis/Liberty Bowl ● | University of Texas ● ○ |
| Mississippi State University ● | Texas A&M University ● |
| Oklahoma State University ● | Vanderbilt University ● ○ |
| University of Mississippi ● | Kansas State University ● ○ |
| Oregon State University ● | Washington State University ● ○ |
| University of South Carolina ● | University of Washington ● ○ |

ACTION SPORTS MEDIA

THE LEADER IN FULL SERVICE, SPORTS VENUE MARKETING

503.797.9697

One Center Court, Suite 200 • Portland, Oregon 97227 • Fax: 503.736.2190

www.actionsportsmedia.com

The *Power* to Win in the Internet Economy

e-business = business



Connect + Power

Any company today that thinks e-business and business are two different things is on a collision course with extinction.

We make the software that connects and powers a company's entire e-business world, bringing it all together in one seamless web.

We do it with unequalled flexibility, reliability, ROI, and speed of deployment. Today, speed is everything. What are you waiting for?

